

SURVEY ON PRICES OF FRESH FOOD ITEMS IN DIFFERENT RETAIL CHANNELS

SURVEY REPORT



TABLE OF CONTENTS

	Page No.
1. INTRODUCTION	1
1.1 Background.....	1
1.2 Survey Objective.....	1
2. METHODOLOGY	2
2.1 Survey Design	2
2.2 Data Collection	5
2.3 Data Processing	7
2.4 Data Analysis and Reporting	8
3. PRICES COMPARISON BETWEEN DIFFERENT RETAIL CHANNELS.....	10
3.1 Three Approaches to Data Analysis	10
3.2 Overall Approach.....	10
3.3 Neighbourhood Difference Approach	18
3.4 Neighbourhood Ranking Approach	19
3.5 Summary Results on the Food Prices Comparison among Different Retail Channels	21
4. OTHER FINDINGS.....	22
4.1 Relationship between Food Price and Rent in FEHD Markets	22
4.2 Food Price among Multiple/ Single Holder Tenants in FEHD Markets.....	27
APPENDIX A List of the selected survey locations for the pilot survey and main survey	
APPENDIX B Sample record sheet	
APPENDIX C Validation result of the selected the 31 food items	
APPENDIX D Broad analysis on price information of the records excluded in compilation of survey results	
APPENDIX E Food items that were available in FEHD markets but not corresponding retail channel nearby	
APPENDIX F Price information of the 31 food items by retail channel for each neighbourhood	
APPENDIX G Price information of the 31 food items by retail channel by District Council District	
APPENDIX H Example of the calculation procedure of average rank in neighbourhood ranking approach	
APPENDIX I Relationship between food price and rent in FEHD market for each food item	
APPENDIX J Rental information at the most common price(s) by food items by FEHD markets	
APPENDIX K Price information of the 31 food items by multiple/ single holder tenants for each FEHD market	

LIST OF TABLES

	Page No.
Table 2.1 List of the 31 food items covered.....	3
Table 2.2 Number of markets/ outlets, stalls and valid price records by retail channel	6
Table 2.3 Breakdown of number of valid price records by retail channel and food category	7
Table 2.4 Price records excluded in compilation of survey results	9
Table 3.1 Average food prices in the four retail channels	11
Table 3.2 Average food prices of the four retail channels by region	16
Table 3.3 Frequency of food items with at least 10% price difference	19
Table 3.4 Average rank of food price among different channels in neighbourhood.....	20
Table 4.1 Rental information at the most common price(s).....	23
Table 4.2 Regression results for 11 significant food items	27

LIST OF CHARTS

	Page No.
Chart 3.1 Ranking of average food prices of the four retail channels	13
Chart 3.2 Average food prices of pork, beef and poultry of the four retail channels.....	14
Chart 3.3 Average food prices of salt-water fish and fresh-water fish of the four retail channels ..	14
Chart 3.4 Average food prices of fresh vegetables of the four retail channels	15
Chart 3.5 Average food prices of fresh fruit, egg and canned food of the four retail channels.....	15
Chart 3.6 Average rank of food price among different channels in neighbourhood.....	21
Chart 4.1 Rental information of golden thread at Smithfield Market, Kowloon City Market and Tai Po Hui Market	24
Chart 4.2 Rental information of cabbage, flowering at Smithfield Market, Kowloon City Market and Tai Po Hui Market	24
Chart 4.3 Rental information of tomato at Smithfield Market, Kowloon City Market and Tai Po Hui Market	25
Chart 4.4 Rental information of potato at Smithfield Market, Kowloon City Market and Tai Po Hui Market	25
Chart 4.5 Model equation of regression model.....	26

1. INTRODUCTION

1.1 Background

1.1.1 Currently, the public purchase fresh food through various retail channels in Hong Kong, including markets operated by the Food and Environmental Hygiene Department (FEHD) and the Link REIT respectively, supermarkets, and neighbourhood fresh food retail outlets. FEHD commissioned a survey in 2016 to collect the retail prices of various food items sold in its markets and compare them with those sold in other major retail channels.

1.2 Survey Objective

1.2.1 Specifically, the objectives of this survey are as follows:

- to compare and analyse the differences in the retail prices of fresh food items sold in FEHD markets and three other different fresh food retail channels, namely, markets managed by the Link REIT (Link markets), supermarkets and neighbourhood fresh food retail outlets¹ (collectively referred to as “the four retail channels”) and;
- to compare and analyse the differences in the prices of fresh food items sold in stalls in FEHD markets, and find out if there is any relationship between the price of such fresh food items and market rentals in these markets.

¹ Neighbourhood fresh food retail outlets refer to retail outlets selling fresh food provisions usually on the ground floor of private buildings along the streets.

2. METHODOLOGY

2.1 Survey Design

Coverage

- 2.1.1 The main survey covered 22 relatively more vibrant FEHD markets located across the territory. They generally have a wide coverage of the specified food items for this survey, and other retail channels are available in the close vicinity for comparison.
- 2.1.2 In general, the other retail channels which are geographically close to the selected FEHD markets (within a radius of 10-minute walking distance in most cases) were included. It turned out that for each selected FEHD market, price comparison was made with up to 2 Link markets (no Link markets in some districts), 2 to 3 supermarkets, and 7 neighbourhood fresh food retail outlets (the selection process will be described in detail in next sub-section). A total of 22 FEHD markets, 18 Link markets, 51 supermarkets and 154 neighbourhood fresh food retail outlets were covered in the main survey. The list of the selected survey locations was shown in **Appendix A**.
- 2.1.3 The Survey covered 31 most common and popular food items in 9 food categories, including pork (4 items), beef (2 items), poultry (1 item), salt-water fish (4 items), fresh-water fish (3 items), fresh vegetables (10 items), fresh fruit (3 items), egg (1 item) and canned food (3 items). Readers may refer to **Table 2.1** for the detailed list of food items. To ensure “like-with-like” comparison, the type, size, brand and quantity as appropriate have been specified for each food item for this survey before conducting the fieldwork. For instance, “flowering cabbage” (菜心) would not cover baby flowering cabbage (菜心苗); “apple” would cover only 3 types of apple (i.e. US red apple, Gala apple and Fuji apple); and “egg” would cover only small to medium-sized Mainland and Thailand brown eggs.

Table 2.1 List of the 31 food items covered

Food category	Food item	Measurement unit
Pork 豬肉	Fresh lean pork 新鮮瘦肉	HK\$/ catty
	Fresh pork chop 新鮮豬扒	HK\$/ catty
	Fresh pork spare ribs 新鮮一字排骨	HK\$/ catty
	Fresh pork shoulder blade 新鮮西施骨	HK\$/ catty
Beef 牛肉	Fresh beef 新鮮牛肉	HK\$/ catty
	Fresh beef brisket 新鮮牛腩	HK\$/ catty
Poultry 家禽	Chilled chicken 冰鮮雞	HK\$/ catty
Salt-water fish 鹹水魚	Golden thread 紅衫魚	HK\$/ catty
	Bigeye 木棉(大眼雞)	HK\$/ catty
	Horsehead 馬頭	HK\$/ catty
	Yellow croaker 黃花	HK\$/ catty
Fresh-water fish 淡水魚	Grass carp belly 鯪魚腩	HK\$/ catty
	Fish head (Big Head) 大魚頭	HK\$/ catty
	Crucian Carp 鯽魚	HK\$/ catty
Fresh vegetables 新鮮蔬菜	Cabbage, white 白菜	HK\$/ catty
	Cabbage, flowering 菜心	HK\$/ catty
	Tomato 蕃茄	HK\$/ catty
	Hairy gourd 節瓜	HK\$/ catty
	Chinese kale 芥蘭	HK\$/ catty
	Potato 薯仔	HK\$/ catty
	Chinese lettuce 唐生菜	HK\$/ catty
	Corn 粟米	HK\$/ each
	Purple eggplant 茄子	HK\$/ catty
	Cucumber 青瓜	HK\$/ catty
Fresh fruit 鮮果	Apple 蘋果	HK\$/ each
	Orange 橙	HK\$/ each
	Chinese pear 雪梨	HK\$/ each
Egg 雞蛋	Egg 雞蛋	HK\$/ each
Canned food 罐頭食物	Chopped pork and ham 火腿豬肉	HK\$/ each
	Fried dace with salted black bean 豆豉鯪魚	HK\$/ each
	Spiced pork cubes 五香肉丁	HK\$/ each

Selection Process of Link Market, Supermarkets and Neighbourhood Fresh Food Retail Outlets

- 2.1.4 The first step of the selection process was compilation of a full list of fresh food retail channels.
- 2.1.5 For each of the selected FEHD markets, a full list of all Link markets, supermarkets (e.g. Park’N Shop, Wellcome, etc.), and neighbourhood fresh food retail outlets in the “vicinity” was produced for comparison on price level. The area of “vicinity” was formed using the location of FEHD market as the centre point of the grid with an area of 90 000 m² (300 m x 300 m).
- 2.1.6 The above “vicinity” was then defined using the list of boundary maps of Tertiary Planning Unit / Street Block in the 2011 Population Census provided by the Planning Department.

- 2.1.7 With the defined “vicinity” of each selected FEHD market, the full list of relevant retail channels was extracted from the list of establishments from Central Register of Establishments (CRE) of Census and Statistics Department (C&SD) by sorting the respective geographic location in the “vicinity” of FEHD markets.
- 2.1.8 Next, field visits were conducted to the “vicinity” to check whether the retail outlets in the list extracted from CRE database were still running, whether there were any new retail outlets not covered in the list and the availability of food items under survey. After the field visit, the full list of relevant retail channels were up-to-date and ready for subsequent selection of sample in fieldwork.
- 2.1.9 Based on the full list of other retail channels for each selected FEHD market, up to 2 Link markets; 2 to 3 supermarkets; and 7 neighbourhood fresh food retail outlets were selected for main fieldwork according to the following criteria before fieldwork:
- Wider coverage of the specified fresh food items (i.e. each of the three channels – Link market, supermarket and neighbourhood fresh food retail outlet cover the full list of specified fresh food items as far as possible to facilitate the price comparison);
 - Larger scale of the retail outlets of each of the three channels (i.e. Link markets, supermarkets and other retail outlets); and
 - Closer proximity to the selected FEHD market.
- 2.1.10 For those cases that the required number of retail channels were not enough in the vicinity areas, the “vicinity” were expanded accordingly until the required number of retail channels was fulfilled.
- 2.1.11 Finally, a selected list of corresponding Link markets(s), supermarkets and neighbourhood fresh food retail outlets was developed for each selected FEHD market.
- 2.1.12 For the purpose of pilot survey, 1 FEHD market, 1 nearby Link market, 1 nearby supermarket and 1 nearby fresh food retail outlet were selected on top of the above mentioned establishments in the main survey by FEHD. The detailed list of selected survey locations for the pilot survey can be also consulted in **Appendix A**.

Mode of Data Collection

- 2.1.13 Mystery shopping approach was adopted for data collection to ensure that the price information collected is truly reflecting the price offered to customers.
- 2.1.14 Price information, such as detailed food name, price by unit quantity (e.g. weight, volume or unit), retail price and other necessary information, of the 31 selected food items with corresponding quantity was collected through price tags or verbal offers or quotations by stall operators (for those without price tags, e.g. stalls selling pork, beef or fish). Since the collection of price information was just no different from that in shopping, there was no resistance in providing the price information nor distortion in the price information collected.

2.1.15 The whole data collection process involved three different roles, which were data collector, recorder and supervisor.

- Data collector was responsible for obtaining price information on-site and passing price information to recorder by voice messaging function of WhatsApp;
- Recorder was responsible for receiving price information from data collector and entering it to the computer system in office which was an electronic version of a record form. A sample record form is shown in **Appendix B**. At the same time, recorder was also responsible for informing supervisor immediately if any doubtful cases shown in the system (validation rules such as price ranges were included in the system); and
- Supervisor was responsible for following up doubtful cases that could not pass the real time validation. For example, out of price range cases, mismatched cases with FEHD market stall information and non-response cases. At the same time, supervisor was also responsible for supervising the on-site fieldwork progress.

2.1.16 Feasible on-site validation method was adopted to check whether the observed prices were within reasonable ranges. The price ranges for validation were set by referencing the available price information from the following sources:

- Monthly Report on the Consumer Price Index by C&SD;
- Online Price Watch by Consumer Council;
- The wholesale prices from “Fresh Food Supply & Consumption” information by Agriculture, Fisheries and Conservation Department and vegetable wholesale prices by Vegetable Marketing Organization; and
- Slight adjustment on the above with reference to pilot survey result.

2.1.17 If the observed price was out of the pre-set range, further confirmation by photo or fieldwork supervisor was made.

2.1.18 Apart from the price range validation, observed stall types also were checked against the stall information of FEHD. They were further verified by supervisor on-site if any discrepancies were found.

2.2 Data Collection

Pilot Study

2.2.1 A pilot survey was conducted in 18 August 2016 to test the survey instruments and logistics, covering 1 FEHD market, 1 Link market, 1 supermarket and 1 neighbourhood fresh food retail outlet.

2.2.2 The main objectives of the pilot survey are to:

- Check whether the food list was clearly stated and could be understood by data collector;
- Check the flow of the record sheet;
- Identify any problems on fieldwork approach and arrangement; and
- Review the practicality of the administration process of the Survey.

2.2.3 After the pilot survey, minor changes to the food list, record sheet and validation rules had been made for refinement.

The Survey

2.2.4 The main survey was conducted from 5 September 2016 to 9 October 2016, with a 1-week moratorium period of 10 to 16 September 2016 to avoid distortion of the price information due to the potential price fluctuation around the Mid-autumn Festival. The data collection was mainly conducted between 8:00 a.m.– 11:15 a.m. as to avoid missing data for those stall temporarily closed during non-peak hours and to better facilitate the mystery shopping approach.

2.2.5 A snapshot of the price of all the 31 food items was collected for all stalls at the FEHD market as well as the other retail outlets nearby surveyed on one weekday (i.e. Monday to Thursday) and one day during weekend (i.e. Friday to Sunday). The data covered all stalls at the FEHD market as well as the other retail outlets nearby surveyed selling the specified food items.

2.2.6 The fieldwork for each selected FEHD market and its nearby Link market(s), supermarket(s) and neighbourhood fresh food retail outlets was conducted on the same day.

2.2.7 During the fieldwork period, relevant price records from Online Price Watch on Consumer Council's website were also extracted for reference purpose.

Enumeration Result

2.2.8 For data analysis, as shown in **Table 2.2**, a total of 17 718 valid price records from the four retail channels (22 FEHD markets: 9 147 records; 18 Link markets with corresponding FEHD markets: 3 197 records; 51 supermarkets: 2 711 records; 154 neighbourhood fresh food retail outlets: 2 663 records) were included in the compilation of survey results in the subsequent chapters. Further breakdown of valid price record by food category was shown in **Table 2.3**.

Table 2.2 Number of markets/ outlets, stalls and valid price records by retail channel

Retail channel	No. of markets / outlets	No. of stalls	No. of valid price record collected
FEHD market	22	1 695	9 147
Link market	18	452	3 197
Supermarket	51	N/A	2 711
Neighbourhood fresh food retail outlet	154	N/A	2 663
- Chain store (e.g. 大昌/ 佳寶/ 家農優質果菜)	28	N/A	803
- Individual store	122	N/A	1 830
- Hawker	4	N/A	30
Total	245	2 147	17 718

Table 2.3 Breakdown of number of valid price records by retail channel and food category

Food category	FEHD market	Link market	Supermarket	Neighbourhood fresh food retail outlet
Pork (4 items)	1 212	420	274	276
Beef (2 items)	131	41	10	16
Poultry (1 item)	194	50	187	54
Salt-water fish (4 items)	1 118	261	54	62
Fresh-water fish (3 items)	430	168	48	44
Fresh vegetables (10 items)	4 747	1 608	589	1 476
Fresh fruit (3 items)	909	426	1 014	368
Egg (1 item)	270	137	127	111
Canned food (3 items)	136	86	408	256
Sub-total (31 items)	9 147	3 197	2 711	2,663
Total	17 718			

Response Rate

- 2.2.9 The response rate is defined as the number of successful interviews divided by the total number of valid respondents. In this Survey, although no formal interviews were conducted, data collector needed to get the verbal offer or quotation by stall operators for those food items without price tag.
- 2.2.10 Since the collection of price information was just no different from that in shopping, there was no resistance or distortion in the price information collected. The overall response rate among these stall operators was 100%, which means all price information needed was collected through either observation on price tag or verbal offer or quotation by stall operators.

2.3 Data Processing*Imputation Method*

- 2.3.1 For those food items whose designated unit is in weight but the weight information cannot be obtained from fieldwork (e.g. Chilled chicken, fishes, hairy gourd, purple eggplant and cucumber), the corresponding weight information was imputed by the mean weight per each of that type of food item by using other records with the weight information. Then the price per catty of that food item could be imputed accordingly.

Validation Rule

- 2.3.2 All collected / imputed data was then subject to conventional range and flow / logic checks by a set of validation rules. The validation rules of this Survey were mainly on price ranges of different food items. While fieldwork was from 5 September 2016 to 9 October 2016 inclusive, validation rules were compiled from Monthly Consumer Price Index Report (July and August 2016) by C&SD as well as other sources mentioned in paragraph 2.1.16 for fieldwork before 23 September 2016 and on or after 23 September 2016 respectively. For those cases that could not pass validation rules, fieldwork supervisor would check those cases themselves and then accept or rectify records concerned accordingly.

- 2.3.3 After fieldwork, the validation rules were further updated from various sources, e.g. Monthly Consumer Price Index Report (September 2016) by C&SD released on 20 October 2016 and updated figures from other sources mentioned in paragraph 2.1.16. An analyses of the validation result is in **Appendix C**. Among the 17 718 cases for analyses, there were 1 444 cases found to be outside those validation rules that were updated after main fieldwork. Nevertheless, 1 222 cases had been verified by fieldwork supervisor during main fieldwork or confirmed with photos because they could not meet validation rules during fieldwork. For the remaining 222 cases, they were not further verified during fieldwork because their price value at one decimal place passed relevant validation rules during fieldwork.

Handling of Doubtful Cases

- 2.3.4 Doubtful cases were defined as cases which were out of pre-set price range. Majority of doubtful cases had been verified by fieldwork supervisor on site while some were imputed cases that were found to be out of pre-set price range after fieldwork and thus could not be verified by fieldwork supervisor. The latter type of doubtful cases is excluded from main analyses. Please refer to paragraph 2.4.6 for details.

2.4 Data Analysis and Reporting

- 2.4.1 In the subsequent chapters, survey results were often presented in average price (HK\$/ catty or each). Reader may wish to divide average price (HK\$/ catty) by 0.6048 to estimate corresponding average price (HK\$/ kg).
- 2.4.2 The average prices were compiled by price records collected in the survey, but with the exclusion of some records.
- 2.4.3 Firstly, records collected from Online Price Watch of Consumer Council for reference were excluded for compiling survey results. To prepare possible unforeseen difficulties in field work for supermarkets, online prices of various supermarkets and other retail outlets on Online Price Watch of Consumer Council for those selected food items were also collected. As fieldwork for supermarkets was subsequently completed smoothly, the price records of online price watch were excluded.
- 2.4.4 Secondly, considering the low popularity and particularly high price of organic food, records of claimed organic foods were excluded to avoid distortion on the survey results.
- 2.4.5 Thirdly, doubtful cases in which price was computed by data imputation were also excluded in consideration of the possible underestimation or overestimation on food price by the data imputation.
- 2.4.6 There were 19 390 price records obtained from main fieldwork. 1 672 records were excluded from main analyses because they belonged to one or all of the following groups: (a) 288 doubtful cases; (b) 132 organic food items; and (c) 1 293 online price watch cases. Please refer to **Table 2.4** and **Appendix D** for further details.

Table 2.4 Price records excluded in compilation of survey results

Food category	Food item	Number of price records		
		Doubtful cases	Organic food	Online price watch
Pork	Fresh lean pork	-	-	-
	Fresh pork chop	-	-	-
	Fresh pork spare ribs	-	-	-
	Fresh pork shoulder blade	-	-	-
Beef	Fresh beef	-	-	-
	Fresh beef brisket	-	-	-
Poultry	Chilled chicken	77	16	117
Salt-water fish	Golden thread	35	-	-
	Bigeye	11	-	-
	Horsehead	12	-	-
	Yellow croaker	10	-	-
Fresh-water fish	Grass carp belly	10	-	-
	Fish head (Big Head)	31	-	-
	Crucian Carp	26	-	-
Fresh vegetable	Cabbage, white	-	7	-
	Cabbage, flowering	-	15	-
	Tomato	20	22	27
	Hairy gourd	15	10	-
	Chinese kale	-	3	-
	Potato	27	13	27
	Chinese lettuce	-	4	-
	Corn	-	12	27
	Purple eggplant	6	13	-
	Cucumber	8	14	-
Fresh fruit	Apple	-	1	491
	Orange	-	1	106
	Chinese pear	-	-	-
Egg	Egg	-	1	27
Canned food	Chopped pork and ham	-	-	180
	Fried dace with salted black bean	-	-	108
	Spiced pork cubes	-	-	183
Total		288	132	1 293

There were 19 390 price records obtained from main fieldwork. 1 672 records were excluded from main analyses because they belonged to one or all of the following groups: (a) 288 doubtful cases; (b) 132 organic food items; and (c) 1 293 online price watch cases

3. PRICES COMPARISON BETWEEN DIFFERENT RETAIL CHANNELS

3.1 Three Approaches to Data Analysis

- 3.1.1 The 22 FEHD markets with their corresponding Link markets, supermarkets and neighbourhood fresh food retail outlets were included for analyses. To facilitate the retail price comparison purpose, three different data analysis approaches were adopted to provide a more comprehensive survey results, namely, (1) Overall Approach, (2) Neighbourhood Difference Approach and (3) Neighbourhood Ranking Approach.

3.2 Overall Approach

Methodology

- 3.2.1 Overall Approach compares the overall average price of a food item in the four retail channels.
- 3.2.2 In this approach, average price of a food item in each retail channel was compiled by averaging food price records over the territory from the establishments selected from survey design. It shows whether the average price of a food item sold in a particular retail channel tended to be higher or lower when compared to the average price of that food item sold in each of the other retail channels.
- 3.2.3 This approach is averaging the price in overall and the comparison is strictly speaking not among retail channels in the corresponding neighbourhood.



Results

- 3.2.4 The average prices of 31 food items sold in the four retail channels were shown in the **Table 3.1**.
- 3.2.5 26 out of 31 food items sold in supermarkets were found to be the most expensive among the four retail channels.
- 3.2.6 On the other hand, 21 out of 31 food items sold in the neighbourhood fresh food retail outlets were the cheapest. Food items sold in FEHD markets were not particularly cheap.

Table 3.1 Average food prices in the four retail channels

Food category	Food item	Average price (HK\$/ catty unless otherwise stated)			
		FEHD markets	Link markets	Super-markets	Neighbourhood fresh food retail outlets
Pork	Fresh lean pork	50.0	45.5	50.3	44.0
	Fresh pork chop	53.0	51.5	54.9	50.6
	Fresh pork spare ribs	65.7	64.8	66.3	61.8
	Fresh pork shoulder blade	52.1	49.0	57.4	49.0
Beef	Fresh beef	97.4	97.3	146.7	102.9
	Fresh beef brisket	88.2	80.0	122.9	97.9
Poultry	Chilled chicken	36.2	34.2	30.3	27.4
Salt-water fish	Golden thread	51.4	60.2	74.9	56.9
	Bigeye	85.0	80.0	103.0	61.6
	Horsehead	47.7	50.5	68.0	39.6
	Yellow croaker	50.1	53.8	69.4	50.2
Fresh-water fish	Grass carp belly	39.0	37.3	42.9	40.2
	Fish head (Big Head)	45.7	44.9	52.2	50.3
	Crucian Carp	31.7	29.0	42.2	32.7
Fresh vegetables	Cabbage, white	11.3	10.2	17.5	8.8
	Cabbage, flowering	12.0	10.7	16.5	8.3
	Tomato	10.3	9.3	12.0	8.7
	Hairy gourd	9.5	8.4	11.4	7.2
	Chinese kale	12.1	10.7	15.8	10.4
	Potato	8.5	7.1	10.1	6.6
	Chinese lettuce	10.9	9.2	18.4	7.9
	Corn (*)	6.0	5.3	4.9	3.6
	Purple eggplant	10.5	9.2	14.6	8.3
	Cucumber	10.9	10.0	13.1	7.4
Fresh fruit	Apple (*)	4.8	4.4	4.4	4.2
	Orange (*)	4.8	4.3	4.7	3.8
	Chinese pear (*)	2.9	2.8	2.6	2.2
Egg	Egg (*)	1.3	1.2	1.3	1.0
Canned food	Chopped pork and ham (*)	12.3	11.9	12.4	11.8
	Fried dace with salted black bean (*)	20.4	19.6	21.7	20.5
	Spiced pork cubes (*)	12.9	12.5	14.1	12.5

(*) Average price in HK\$/each

 Highest Price
 Lowest Price

3.2.7 **Chart 3.1** ranks the average price of all surveyed food items sold in the four retail channels. For FEHD markets, it shows that among the 31 food items covered by the survey:

- 2 items were sold in FEHD markets with the lowest prices (being golden thread and yellow croaker) among all 4 retail channels;
- 6 items sold in FEHD markets were cheaper than those in supermarkets and neighbourhood fresh food retail outlets but more expensive than Link markets (being all 2 items for beef, all 3 for fresh-water fish and 1 for canned food);
- 1 item sold in FEHD markets was cheaper than that in supermarkets and Link markets but more expensive than neighbourhood fresh food retail outlets (being salt-water fish – horsehead);
- 17 items sold in FEHD markets were cheaper than those in supermarkets but more expensive than Link markets and neighbourhood fresh food retail outlets (being all 4 items for pork, 1 for salt-water fish, 9 out of 10 for fresh vegetables, egg and 2 out of 3 for canned food); and
- 5 items were sold in FEHD markets with the highest prices (being poultry, all 3 fresh fruit items and corn) among all 4 retail channels.

3.2.8 For Link markets, **Chart 3.1** shows that among the 31 food items covered by the survey:

- 8 items were sold in Link markets with the lowest prices (being 1 item for pork, all 2 for beef, all 3 for fresh-water fish and 2 out of 3 for canned food);
- 17 items sold in Link markets were cheaper than both FEHD markets and supermarkets but more expensive than neighbourhood fresh food retail outlets (being 3 out of 4 items for pork, 1 for salt-water fish, 9 for fresh vegetables, 2 for fresh fruit, egg, 1 out of 3 for canned food);
- 3 items sold in Link markets were cheaper than supermarkets but more expensive than both FEHD markets and neighbourhood fresh food retail outlets (being 3 items for salt-water fish);
- 3 items sold in Link markets were cheaper than FEHD markets but more expensive than both supermarkets and neighbourhood fresh food retail outlets (being poultry, 1 out of 10 items for fresh vegetables and 1 out of 3 for fresh fruit); and
- No items were sold in Link markets with the highest price.

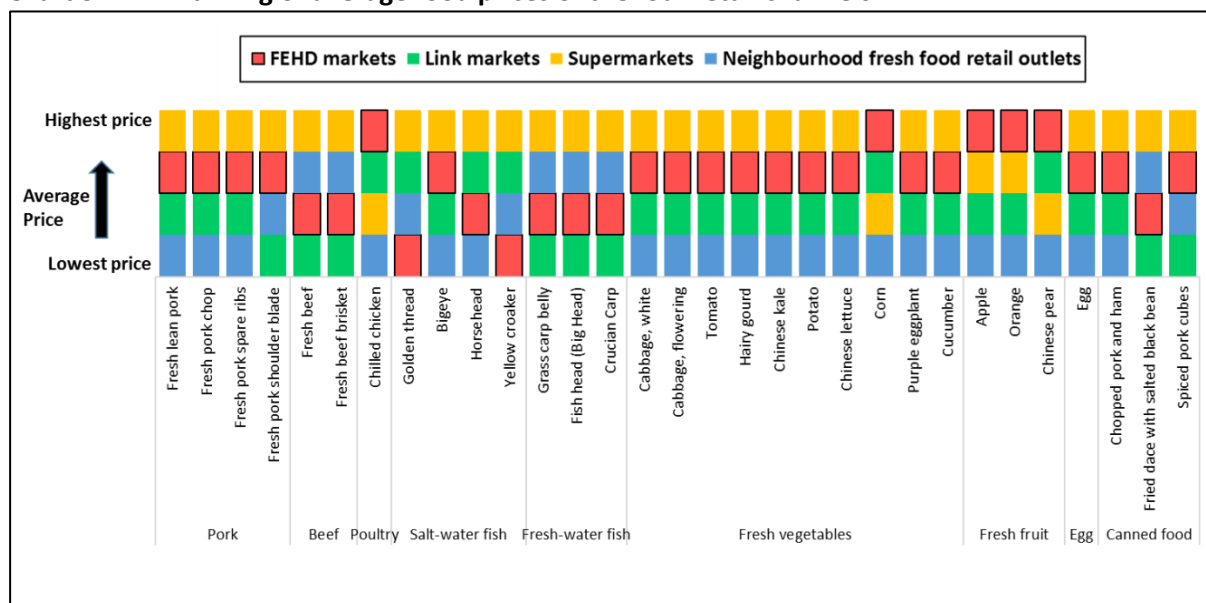
3.2.9 For supermarkets, **Chart 3.1** shows that among the 31 food items covered by the survey:

- No items were sold in supermarkets with the lowest price;
- 3 items sold in supermarkets were cheaper than both FEHD markets and Link markets but more expensive than neighbourhood fresh food retail outlets (being poultry, 1 food item for fresh vegetables and 1 for fresh fruit);
- 2 items sold in supermarkets were cheaper than FEHD markets but more expensive than both Link markets and neighbourhood fresh food retail outlets (being 2 out of 3 food items for fresh fruit); and
- 26 items were sold in supermarkets with the highest prices (being all 4 items for pork, all 2 items for beef, all 4 for salt-water fish, all 3 for fresh-water fish, 9 out of 10 for fresh vegetables, egg and all 3 for canned food).

3.2.10 For neighbourhood fresh food retail outlets, **Chart 3.1** shows that among the 31 food items covered by the survey:

- 21 items were sold in neighbourhood fresh food retail outlets with the lowest prices (being 3 items for pork, poultry, 2 for salt-water fish, all 10 for fresh vegetables, all 3 for fresh fruit, egg and 1 for canned food);
- 2 items sold in neighbourhood fresh food retail outlets were cheaper than both Link markets and supermarkets but more expensive than FEHD markets (being 2 out of 4 items for salt-water fish);
- 2 items sold in neighbourhood fresh food retail outlets were cheaper than both FEHD markets and supermarkets but more expensive than Link markets (being 1 out of 4 items for pork and 1 for canned food);
- 6 items sold in neighbourhood fresh food retail outlets were cheaper than supermarkets but more expensive than both FEHD markets and Link markets (being all 2 food items for beef, all 3 for fresh-water fish and 1 out of 3 for canned food); and
- No food items were sold in neighbourhood fresh food retail outlets with the highest prices.

Chart 3.1 Ranking of average food prices of the four retail channels



3.2.11 Graphical presentations of the average price of food items can be consulted in **Chart 3.2** to **Chart 3.5**.

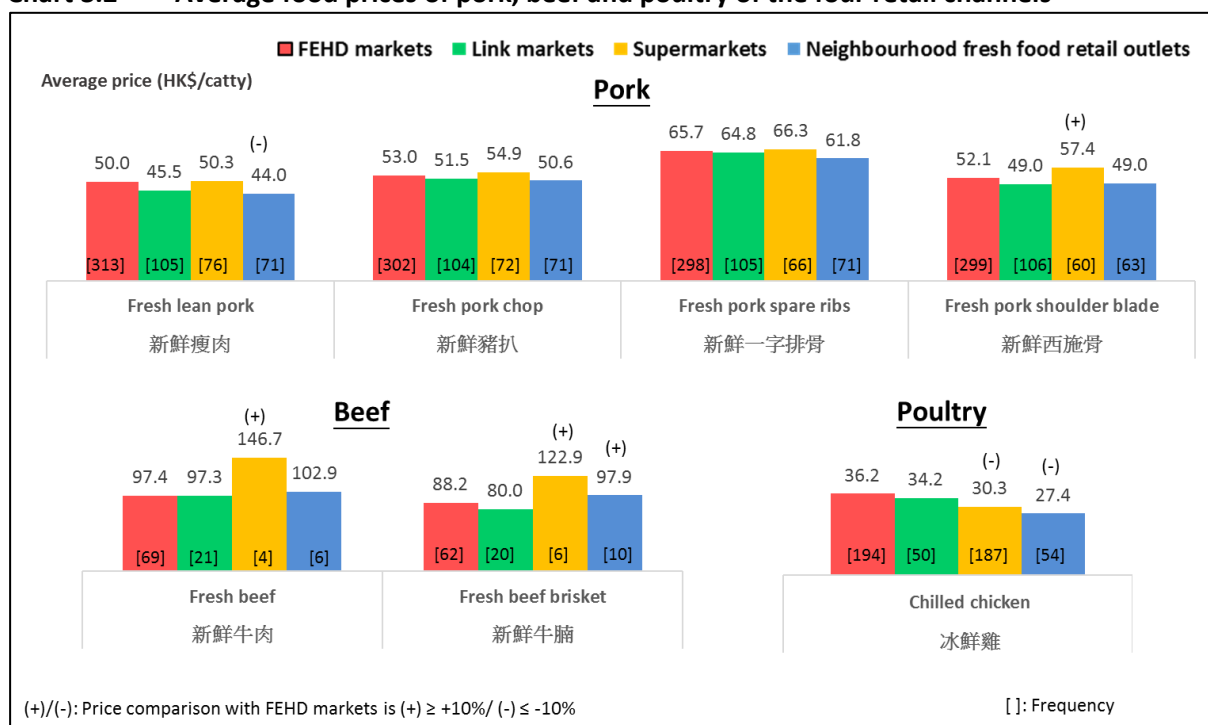
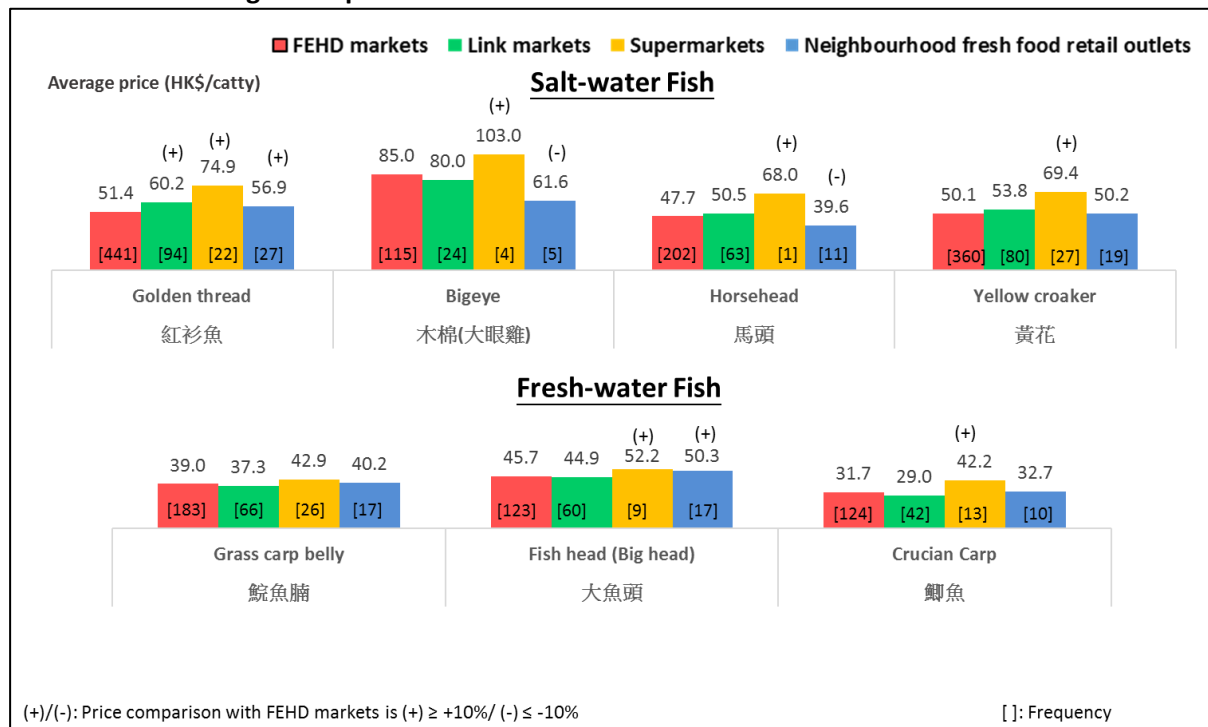
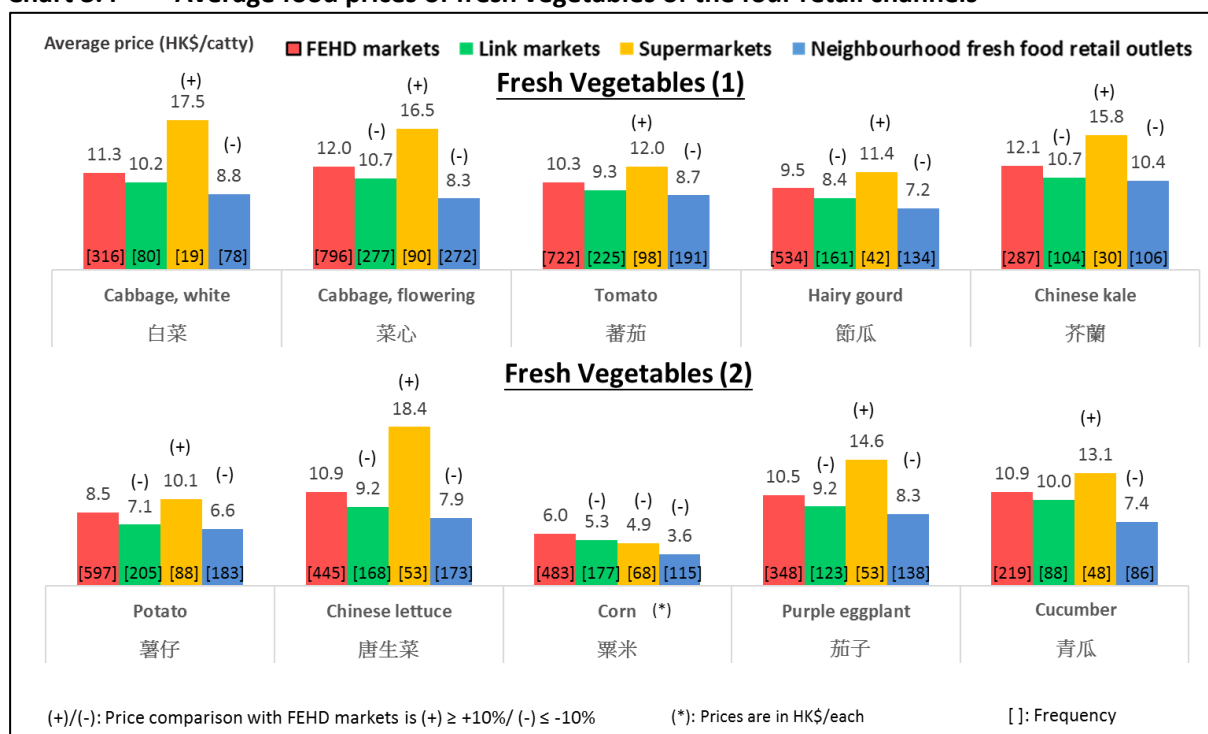
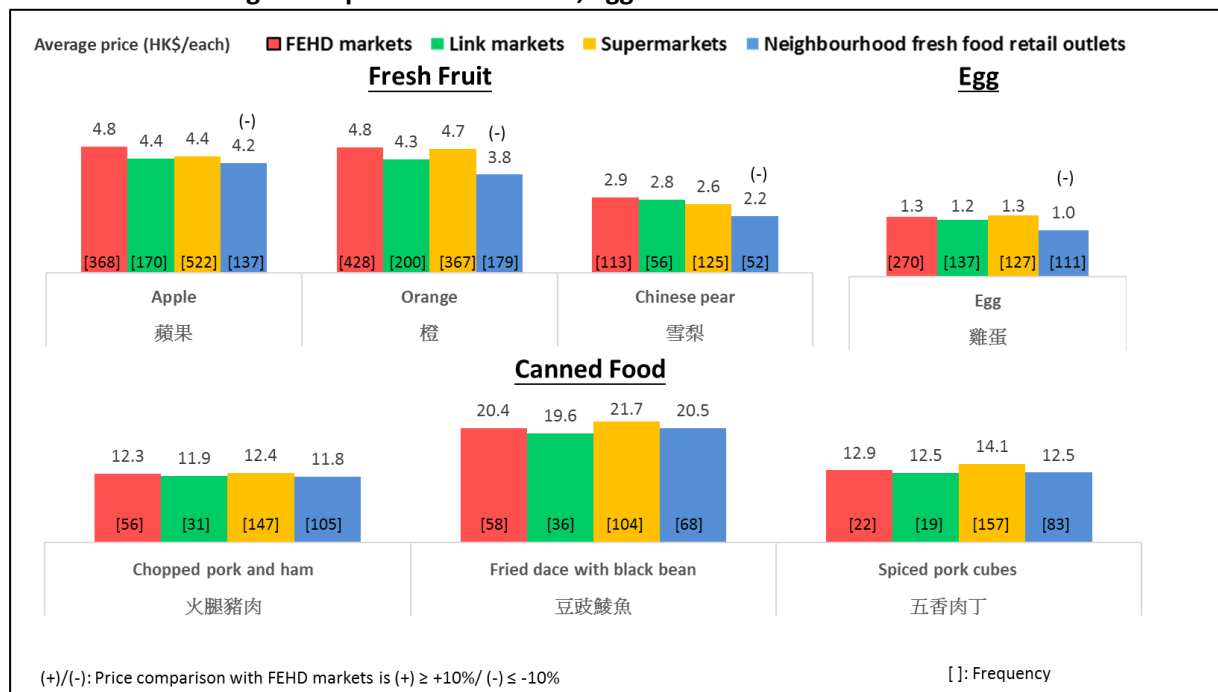
Chart 3.2 Average food prices of pork, beef and poultry of the four retail channels**Chart 3.3 Average food prices of salt-water fish and fresh-water fish of the four retail channels**

Chart 3.4 Average food prices of fresh vegetables of the four retail channels**Chart 3.5 Average food prices of fresh fruit, egg and canned food of the four retail channels**

3.2.12 Further to the average price of food items over the territory, the average food prices of the four retail channels by region were shown in **Table 3.2**.

3.2.13 In general, the comparison results of price level for respective food item between the four retail channels varied across the region.

Table 3.2 Average food prices of the four retail channels by region

Food category	Food item	Region	Average price (\$HK/ catty unless otherwise stated)			
			FEHD markets	Link markets	Supermarkets	Neighbourhood fresh food retail outlets
Pork	Fresh lean pork	HKI	49.0	44.8	48.4	47.7
		KLN	46.9	43.1	54.4	42.6
		NT	51.6	47.5	48.7	43.9
	Fresh pork chop	HKI	51.3	55.6	52.6	49.5
		KLN	51.2	47.0	58.4	48.7
		NT	54.4	53.3	54.2	52.6
	Fresh pork spare ribs	HKI	69.1	64.1	65.8	64.1
		KLN	65.0	64.3	68.3	59.5
		NT	65.0	65.4	65.4	63.3
	Fresh pork shoulder blade	HKI	49.4	48.3	57.0	51.3
		KLN	51.3	49.5	59.8	49.1
		NT	53.2	48.8	56.0	48.3
Beef	Fresh beef	HKI	99.7	112.5	163.3	98.0
		KLN	86.3	108.0	130.0	103.9
		NT	100.5	89.4	146.7	-
	Fresh beef brisket	HKI	94.6	99.0	128.8	104.7
		KLN	80.9	96.0	103.3	94.2
		NT	87.1	68.3	125.6	100.0
Poultry	Chilled chicken	HKI	33.1	32.6	30.5	29.4
		KLN	34.6	35.1	29.4	21.1
		NT	38.1	34.0	30.8	29.7
Salt-water fish	Golden thread	HKI	52.3	55.2	76.1	53.7
		KLN	54.8	60.1	72.5	54.8
		NT	49.5	62.0	73.5	66.7
	Bigeye	HKI	85.7	96.0	108.0	-
		KLN	92.2	72.7	98.0	73.3
		NT	81.0	83.2	-	44.0
	Horsehead	HKI	49.7	47.9	68.0	36.0
		KLN	48.9	49.3	-	33.6
		NT	46.4	52.8	-	50.7
	Yellow croaker	HKI	50.8	48.7	70.5	54.0
		KLN	48.8	52.6	71.6	44.8
		NT	50.5	57.0	63.3	52.0
Fresh-water fish	Grass carp belly	HKI	39.8	44.4	44.3	46.3
		KLN	40.2	37.1	44.7	40.4
		NT	37.8	36.0	40.0	35.9
	Fish head (Big Head)	HKI	44.5	45.0	52.5	60.4
		KLN	47.9	46.3	64.0	41.8
		NT	44.4	44.1	44.0	40.0
	Crucian Carp	HKI	30.8	32.0	43.1	32.1
		KLN	29.1	31.9	40.0	33.3
		NT	33.0	27.9	40.0	-

Food category	Food item	Region	Average price (\$HK/ catty unless otherwise stated)			
			FEHD markets	Link markets	Supermarkets	Neighbourhood fresh food retail outlets
Fresh vegetables	Cabbage, white	HKI	11.0	11.2	16.0	8.8
		KLN	10.7	10.1	10.5	8.2
		NT	12.2	10.0	19.8	9.1
	Cabbage, flowering	HKI	12.2	11.2	17.0	9.6
		KLN	11.9	11.3	15.1	7.4
		NT	12.1	10.2	16.8	8.4
	Tomato	HKI	9.4	9.3	12.5	8.8
		KLN	10.0	9.4	11.1	8.3
		NT	10.9	9.3	12.2	8.9
	Hairy gourd	HKI	8.7	9.2	12.3	8.1
		KLN	9.1	7.9	11.3	6.3
		NT	10.3	8.5	10.8	7.3
	Chinese kale	HKI	11.9	11.5	17.2	21.2
		KLN	11.6	11.9	13.5	8.2
		NT	12.7	9.7	15.3	8.2
	Potato	HKI	7.8	7.4	10.8	7.4
		KLN	8.0	7.1	9.2	5.8
		NT	9.2	7.0	10.0	6.7
	Chinese lettuce	HKI	9.4	9.9	17.8	8.0
		KLN	10.6	9.4	20.6	7.6
		NT	11.7	8.8	17.8	8.0
	Corn (*)	HKI	5.5	5.1	5.5	4.0
		KLN	5.9	5.4	5.5	3.3
		NT	6.2	5.2	4.3	3.8
	Purple eggplant	HKI	9.4	9.2	15.0	9.2
		KLN	10.0	9.2	17.0	7.9
		NT	11.6	9.2	13.1	8.0
	Cucumber	HKI	10.9	9.7	13.5	7.8
		KLN	10.0	10.2	13.5	7.4
		NT	11.3	10.0	12.2	7.2
Fresh fruit	Apple (*)	HKI	4.4	4.6	4.2	4.6
		KLN	4.9	4.2	4.6	3.8
		NT	5.2	4.4	4.5	4.2
	Orange (*)	HKI	4.7	4.5	5.0	3.5
		KLN	4.8	4.1	4.5	4.0
		NT	4.9	4.5	4.7	3.8
	Chinese pear (*)	HKI	2.8	3.7	2.6	2.1
KLN		2.9	2.6	2.8	2.1	
NT		2.9	2.8	2.6	2.2	
Egg	Egg (*)	HKI	1.3	1.2	1.5	1.1
		KLN	1.2	1.2	1.3	1.0
		NT	1.3	1.3	1.3	1.0
Canned food	Chopped pork and ham (*)	HKI	12.1	12.0	12.8	13.4
		KLN	10.9	11.7	12.5	11.3
		NT	13.0	12.0	12.1	11.5
	Fried dace with salted black bean (*)	HKI	21.2	22.0	22.9	20.2
		KLN	19.1	19.3	21.1	20.3
		NT	20.7	19.7	21.5	20.9
	Spiced pork cubes (*)	HKI	13.0	17.0	14.6	12.7
		KLN	12.8	12.0	14.2	11.9
		NT	13.0	12.4	13.6	12.8

(*) Average price in HK\$/each

■ Highest Price
■ Lowest Price

- 3.2.14 Analyzed by retail type by region, neighbourhood fresh food retail outlets recorded 5 food items were sold at the highest prices in HKI which was in contrary to the fact that no food items were sold at the highest price in the whole territory as detailed in paragraph 3.2.10. Likewise, FEHD markets recorded 10 food items were sold at the highest prices in NT which was larger than 5 food items were sold at the highest prices for the whole territory in paragraph 3.2.7. Moreover, the above analyses may include price records of some food items, e.g. beef, salt-water fish, fresh-water fish, cabbage white and Chinese kale that were available in some FEHD markets and not corresponding retail channels nearby. Please refer to **Appendix E** for details. Thus, on top of the above territorial and regional analyses, please also make reference to the price information of in neighbourhood of each FEHD market and District Council district in **Appendix F** and **Appendix G** respectively.

3.3 Neighbourhood Difference Approach

Methodology

- 3.3.1 Neighbourhood Difference Approach compares the average price of one food category (aggregate of comparison results of all involved food items under the food category) in FEHD markets with the average price of that food category in each of the other three retail channels in the same neighbourhood (i.e. within a radius of a 10-minute walking distance in most cases). Specifically,

percentage difference between FEHD market and corresponding retail channel

$$= [(average\ price\ in\ retail\ channel - average\ price\ in\ FEHD\ market) / average\ price\ in\ FEHD\ market] * 100\%$$

- 3.3.2 The average price of a food item under the food category in a FEHD market was firstly compared with that in one of other retail channels in the neighbourhood. If the average price difference was 10% or above, 1 mark was given to the channel with higher price. Then the comparison was repeated for every food item under the food group and in every neighbourhood. After all, the total mark for each food category could be obtained by summing up the marks.
- 3.3.3 The above steps were performed to each pair of FEHD versus the other three retail channels.
- 3.3.4 Under this approach, it shows whether a food category sold in FEHD markets was cheaper or more expensive than each of the other three retail channels in the neighbourhood.
- 3.3.5 This approach only showed the price comparison in food category basis and the comparison results were only between FEHD markets and the other three retail channels.

Results

- 3.3.6 As shown in **Table 3.3**, more food items of poultry, fresh fruit and egg were found to be of higher average prices in FEHD markets than those in all the other three retail channels nearby (i.e. Link markets, supermarkets and neighbourhood fresh food retail outlets).

Table 3.3 Frequency of food items with at least 10% price difference

Food category	Frequency of food items with price difference $\geq 10\%$					
	FEHD market $>^*$ Link market	Link market $>^*$ FEHD market	FEHD market $>^*$ Supermarket	Supermarket $>^*$ FEHD market	FEHD market $>^*$ Neighbourhood fresh food retail outlets	Neighbourhood fresh food retail outlet $>^*$ FEHD market
Pork	18	11	7	19	24	4
Beef	7	3	0	3	0	6
Poultry	5	1	13	1	12	3
Salt-water fish	15	20	2	21	8	3
Fresh-water fish	13	10	4	15	6	7
Fresh vegetables	83	17	50	101	168	11
Fresh fruit	24	6	27	12	46	5
Egg	8	1	7	5	14	2
Canned food	5	4	3	21	6	7

* " $>$ " means percentage price difference by at least 10%

Note: Those shaded in colours mean more food items were found to be of higher average prices in that channel than the other channel by at least 10%.

3.3.7 Pork and fresh vegetables were found to be of higher average prices in FEHD markets than those in both the Link markets and neighbourhood fresh food retail outlets nearby, but of lower average prices in FEHD markets than those in supermarkets nearby;

3.3.8 Beef, fresh-water fish and canned food were found to be of higher average prices in FEHD markets than those in Link markets nearby, but of lower average prices in FEHD markets than those in both supermarkets and neighbourhood fresh food retail outlets nearby.

3.3.9 Salt-water fish was found to be of higher average prices in FEHD markets than those in neighbourhood fresh food retail outlets, but of lower average prices in FEHD markets than those in both Link markets and supermarkets nearby.

3.4 Neighbourhood Ranking Approach

Methodology

3.4.1 Neighbourhood Ranking Approach ranks the four retail channels in a same neighbourhood, based on the surveyed price of a particular food item.

3.4.2 A rank of 1, 2, 3 or 4 will be assigned to each retail channel in the same neighbourhood, with 1 indicating the lowest price and 4 indicating the highest price for a particular food item.

3.4.3 There were 16 FEHD markets which had all three other retail channels in their respective neighbourhoods (see **Appendix A**). Ranks of a retail channel obtained from the 16 neighbourhoods would be averaged to assign an overall rank to that retail channel (for a particular food item). An illustration example of the calculation procedure of average rank can be consulted in **Appendix H**.

3.4.4 At the same time, 16 food items commonly available in all four retail channels (in at least 11 FEHD markets among the 16 FEHD markets above) were selected for ranking comparison. Food items which were not so commonly available, such as fish and poultry, were not covered.

3.4.5 After all, the average rank revealed the food item sold in that retail channel tended to be sold at lower price (average rank of 1 to 2), at middle range (average rank between 2 to 3) and sold at higher price (average rank of 3 to 4) among the different retail channels in the neighbourhood.

Results

3.4.6 The results of the 16 food items were shown in **Table 3.4**.

Table 3.4 Average rank of food price among different channels in neighbourhood

Food item (2)	Average rank (1) of retail channels			
	FEHD markets	Link markets	Supermarkets	Neighbourhood fresh food retail outlets
Fresh lean pork	3.1	2.0	2.9	2.0
Fresh pork chop	2.4	2.5	2.9	2.2
Fresh pork spare ribs	2.8	2.8	2.3	2.1
Fresh pork shoulder blade	2.7	2.2	3.4	1.8
Cabbage, flowering	2.9	2.3	3.5	1.2
Tomato	3.0	2.2	3.4	1.4
Hairy gourd	2.9	2.4	2.8	1.9
Potato	2.9	2.1	3.6	1.4
Chinese lettuce	2.8	2.1	4.0	1.2
Corn	3.6	2.9	2.1	1.4
Purple eggplant	2.9	1.6	3.6	1.9
Cucumber	3.1	2.4	3.3	1.3
Apple	3.7	2.4	2.4	1.6
Orange	3.5	2.4	2.8	1.4
Chinese pear	3.3	2.9	2.4	1.5
Egg	3.1	2.5	2.7	1.7

(1) Average rank is the average of ranks in ascending order (i.e. rank 1: lowest prices; rank 4: highest prices) in each corresponding neighbourhood.



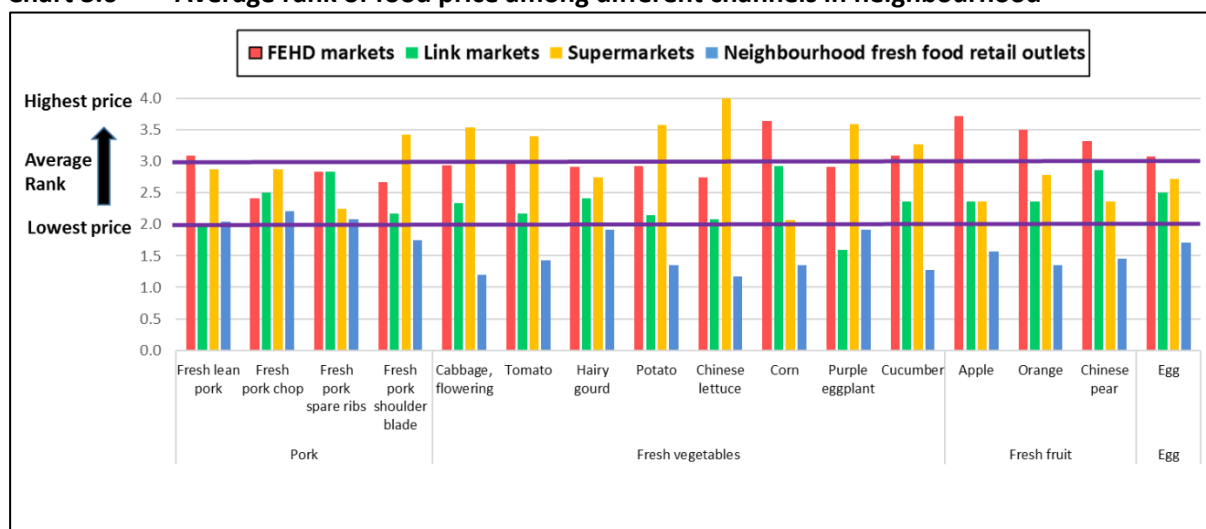
(2) There were 16 FEHD markets that had all the other three retail channels nearby (i.e. Link market(s), supermarket(s) and neighbourhood fresh food retail outlets). Only the above 16 food items were available in at least 11 FEHD markets and the other three retail channels nearby. In view of the above, some food items such as fishes and poultry were not covered.

3.4.7 In FEHD markets, among the 16 common food items that were also sold in other three retail channels nearby, 7 of them tended to be sold at higher prices (average rank of 3.1 to 3.7). They covered 1 out of 4 items for pork, 2 out of 8 items for fresh vegetables, all 3 items for fruit and egg. The price of the remaining food items tended to be at middle range (average rank of 2.4 to 3.0), including 3 out of 4 items for pork and 6 out of 8 items for fresh vegetables. Besides, it is worth to note that no food item in FEHD markets tended to be sold at lower prices (average rank of 1 to 2).

3.4.8 For Link markets, among the 16 common food items that were also sold in other three retail channels nearby, 1 food item tended to be sold at lower prices (average rank of 1.6), which is purple eggplant of fresh vegetables. The price of the remaining items tended to be at middle range (average rank of 2.0 to 2.9). They covered 4 out of 4 items for pork, 7 out of 8 items for fresh vegetables, all 3 items for fruit and egg.

- 3.4.9 For supermarkets, among the 16 common food items that were also sold in other three retail channels nearby, 7 of them tended to be sold at higher prices (average rank of 3.3 to 4.0). They covered 1 out of 4 items for pork and 6 out of 8 items for fresh vegetables. The price of the remaining food items tended to be at middle range (average rank of 2.1 to 2.9), including 3 out of 4 items for pork, 2 out of 8 items for fresh vegetables, all 3 items for fruit and egg.
- 3.4.10 For neighbourhood fresh food retail outlets, among the 16 common food items that were also sold in other three retail channels nearby, 13 food items tended to be sold at lower prices (average rank of 1.2 to 1.9). They covered 1 out of 4 items for pork and 8 out of 8 items for fresh vegetables, all 3 items for fruit and egg. The price of the remaining items tended to be at middle range (average rank of 2.0 to 2.2). They covered 3 out of 4 items for pork.
- 3.4.11 The graphical presentation of the average rank of food price among different channels in neighbourhood can be consulted in **Chart 3.6**.

Chart 3.6 Average rank of food price among different channels in neighbourhood



- 3.4.12 The result reveals that among the 16 common food items which were commonly available in FEHD market and the other three retail channels, the prices in FEHD markets were not generally lower. The prices of fresh fruit and corn in FEHD markets were even higher.

3.5 Summary Results on the Food Prices Comparison among Different Retail Channels

- 3.5.1 As revealed in all the three approaches outlined above, price levels of fresh food items sold in FEHD markets were not particularly cheap, and not generally lower when compared to Link markets, supermarkets and neighbourhood fresh food retail outlets.
- 3.5.2 Specifically, poultry and fresh fruit were sold in FEHD markets at the highest prices among the four retail channels. The prices of food categories such as pork, beef, fresh vegetables and canned food were generally at middle levels.

4. OTHER FINDINGS

4.1 Relationship between Food Price and Rent in FEHD Markets

Rental information at most common price(s)

- 4.1.1 It was found that stalls in FEHD markets that sell food items at a same given price are paying rents of a wide range.
- 4.1.2 Using the price at which a food item under survey was commonly sold ("most common price") as a reference, the corresponding rent multiples (i.e. the highest rent divided by the lowest rent) of FEHD stalls varied from 4 to 431 times. Generally, the rent multiples were smaller in pork (6 to 9 times) and beef (6 to 8 times) while those for fresh vegetables (13 to 431 times) were greater. **Table 4.1** showed the rent information at the most common price(s) for 31 food items.
- 4.1.3 The above finding is valid even when we are comparing the stalls selling the same food items in the same FEHD market in some cases. For example, stalls charging the most common price of \$8 per catty for potato were paying a wide range of monthly rentals from \$166 to \$472/sqm (2.8 times) at the same market in Western District, and from \$404 to \$793/sqm (2.0 times) at the same market in Kowloon City. At the same market in Tai Po, stalls charging \$10 per catty of potato and \$12 per catty of tomato were paying monthly rentals from \$192 to \$8,170/sqm (43 times) and stalls charging \$14 per catty of flowering cabbage were paying monthly rentals from \$212 to \$8,170/sqm (38 times).
- 4.1.4 In some other cases, the rent multiples are smaller in respect of the same food items in the same FEHD markets. For example, in a market in Wong Tai Sin, stalls selling yellow croaker at the most common price of \$48 per catty were paying monthly rentals from \$434 to \$474/sqm (1.1 times), and in a market in Wan Chai, stalls selling potato at the most common price of \$8 per catty were paying monthly rentals from \$356 to \$541/sqm (1.5 times).

Table 4.1 Rental information at the most common price(s)

Food category	Food item	Most common price(s) (HK\$/ catty unless otherwise stated)	Rent (HK\$/ sqm)		
			Lowest (A)	Highest (B)	Multiple (C)([^])
Pork	Fresh lean pork	48.0	152.4	1 363.6	9
	Fresh pork chop	52.0	132.6	855.6	6
	Fresh pork spare ribs	68.0	156.0	1 363.6	9
	Fresh pork shoulder blade	48.0	152.4	1 363.6	9
Beef	Fresh beef	98.0	163.8	1 363.6	8
	Fresh beef brisket	88.0	163.8	1 058.8	6
Poultry	Chilled chicken	30.0	166.4	2 604.6	16
Salt-water fish	Golden thread	64.0	77.8	1 772.9	23
	Bigeye	96.0(#)	217.2	1 568.0	7
		112.0(#)	162.9	1 056.0	6
	Horsehead	48.0	212.3	2 293.8	11
	Yellow croaker	48.0	139.6	1 565.8	11
Fresh-water fish	Grass carp belly	40.0	207.5	1 760.0	8
	Fish head (Big Head)	48.0	215.2	2 293.8	11
	Crucian Carp	29.8(#)	203.0	1 201.0	6
		37.3(#)	409.6	2 293.8	6
Fresh vegetables	Cabbage, white	12.0	232.0	9 400.0	41
	Cabbage, flowering	12.0	61.7	9 400.0	152
	Tomato	12.0	62.9	9 400.0	149
	Hairy gourd	10.0	155.2	4 423.1	29
	Chinese kale	12.0	132.0	2 904.8	22
	Potato	8.0	25.0	5 769.2	231
	Chinese lettuce	10.0	132.0	4 423.1	34
	Corn (*)	6.0	21.8	9 400.0	431
	Purple eggplant	12.0	192.4	8 169.9	42
	Cucumber	12.0	261.4	3 461.5	13
Fresh fruit	Apple (*)	5.0	164.5	1 725.9	10
	Orange (*)	5.0	149.2	2 000.0	13
	Chinese pear (*)	2.5	149.2	1 634.0	11
Egg	Egg (*)	1.0	173.3	3 594.8	21
Canned food	Chopped pork and ham (*)	12.0	224.3	4 034.8	18
	Fried dace with salted black bean (*)	20.0	179.7	3 481.0	19
	Spiced pork cubes (*)	12.0	241.6	1 050.0	4

(*) Average price in HK\$/ each

(#) The two prices for each of Bigeye and Crucian Carp are equally common

(^) Multiple: $C = \frac{B}{A}$ (nearest integer)

4.1.5 The graphical presentation of distribution of food price, as well as their rent information at most common price(s) for each food item can be consulted at **Appendix I**.

4.1.6 Furthermore, **Chart 4.1 - 4.4** showed the food price-rent distribution for 4 selected food items (i.e. golden thread, cabbage, flowering, tomato and potato) at 3 selected FEHD markets (i.e. Smithfield Market, Kowloon City Market and Tai Po Hui Market) as examples. They revealed that same price level of some food items may cover a wide range of rent. For all 4 selected food items, Tai Po Hui Market had the largest rent range at its most common price compared to that of Smithfield Market and Kowloon City Market.

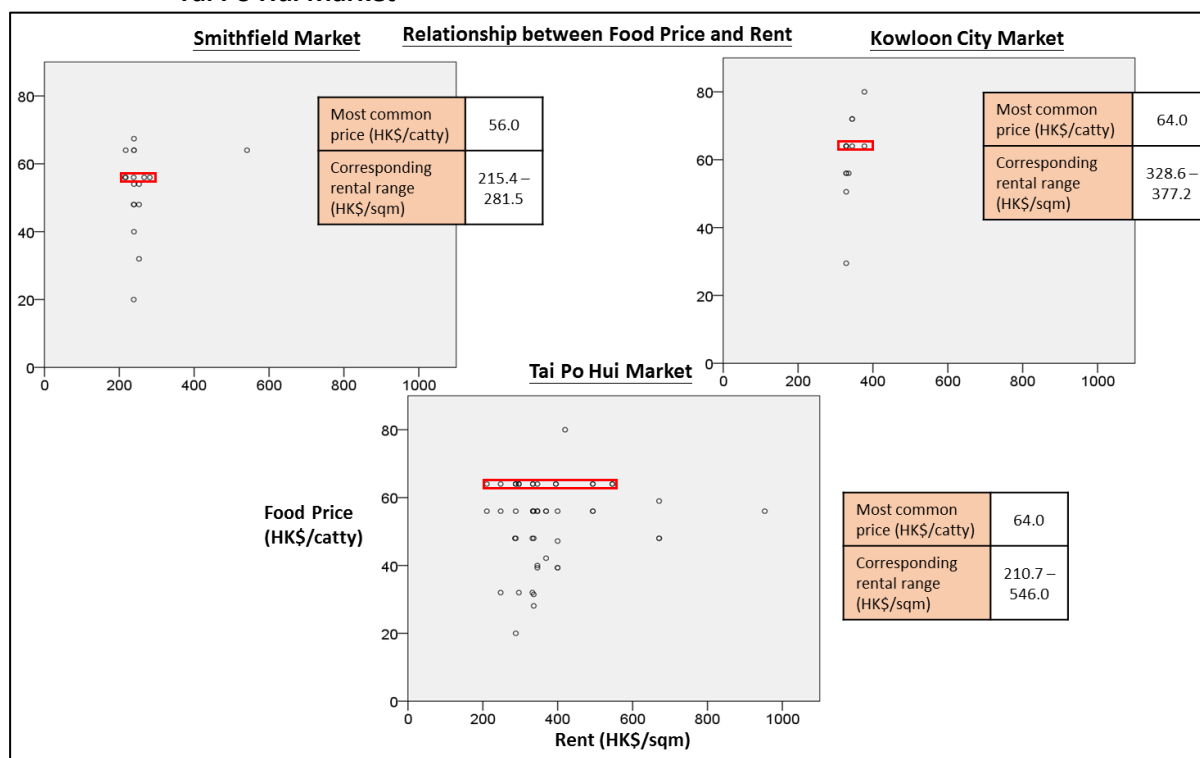
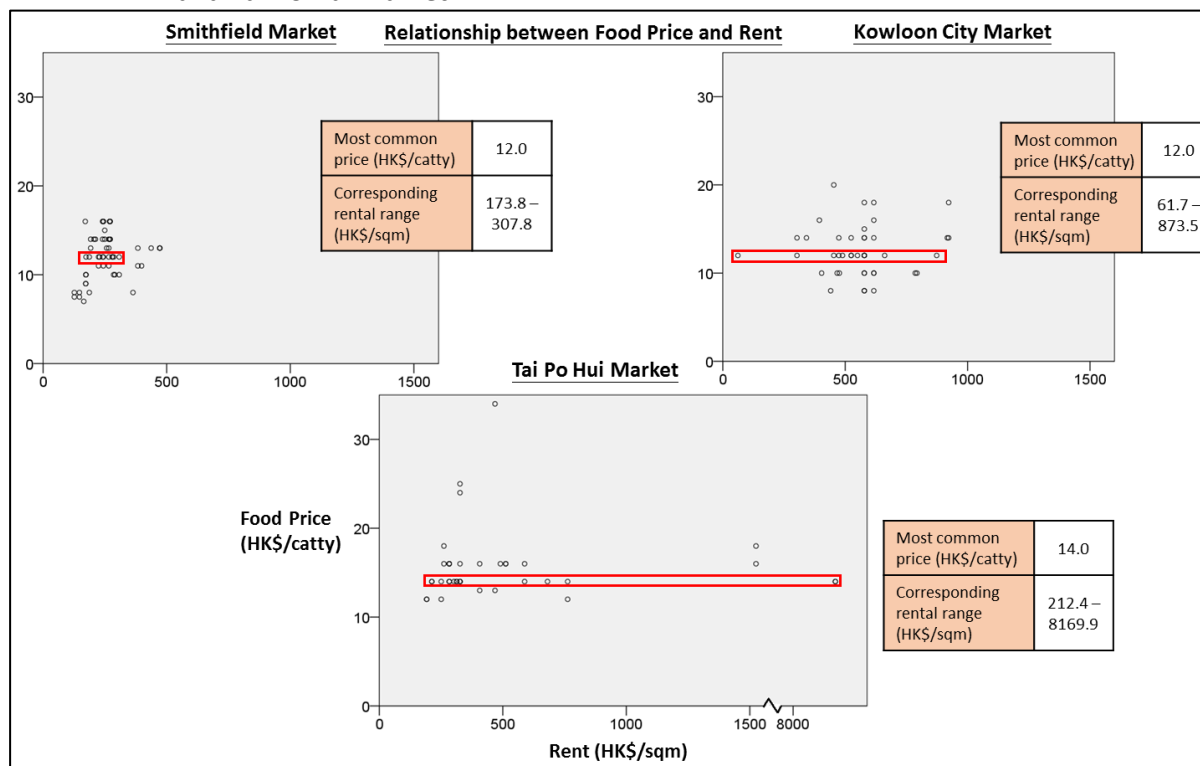
Chart 4.1 Rental information of golden thread at Smithfield Market, Kowloon City Market and Tai Po Hui Market**Chart 4.2 Rental information of cabbage, flowering at Smithfield Market, Kowloon City Market and Tai Po Hui Market**

Chart 4.3 Rental information of tomato at Smithfield Market, Kowloon City Market and Tai Po Hui Market

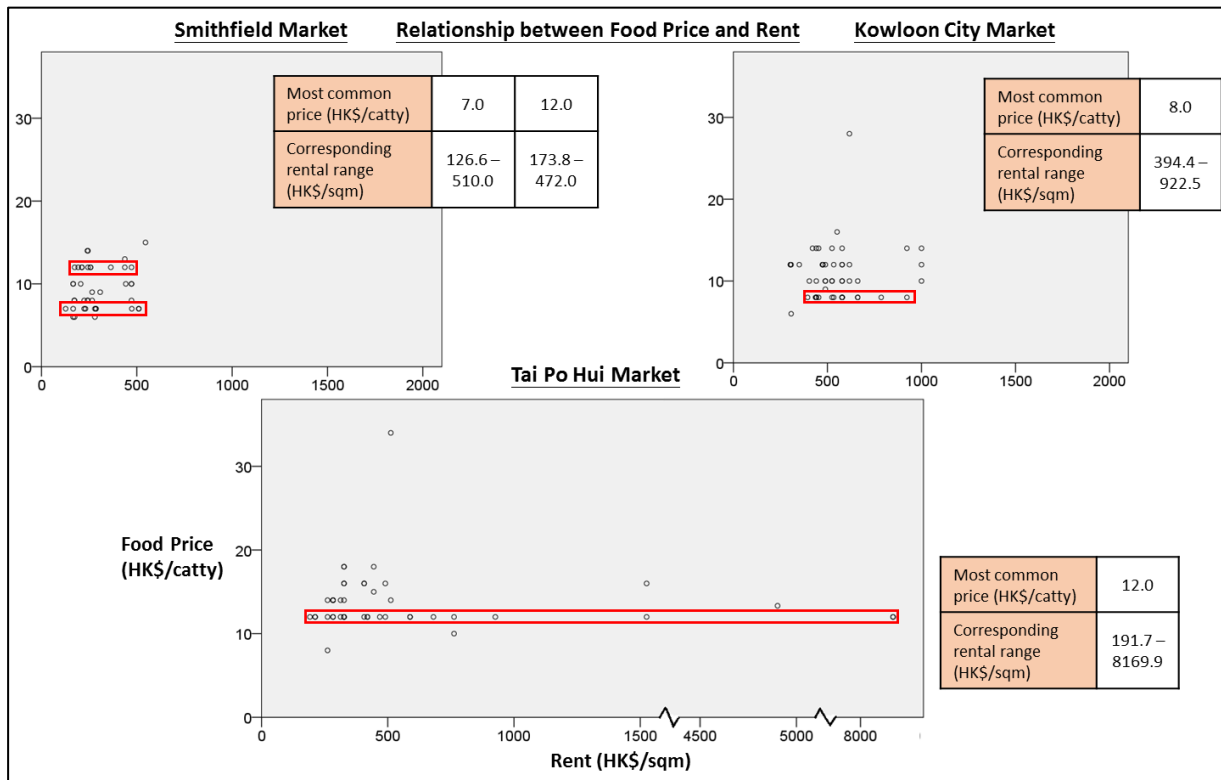
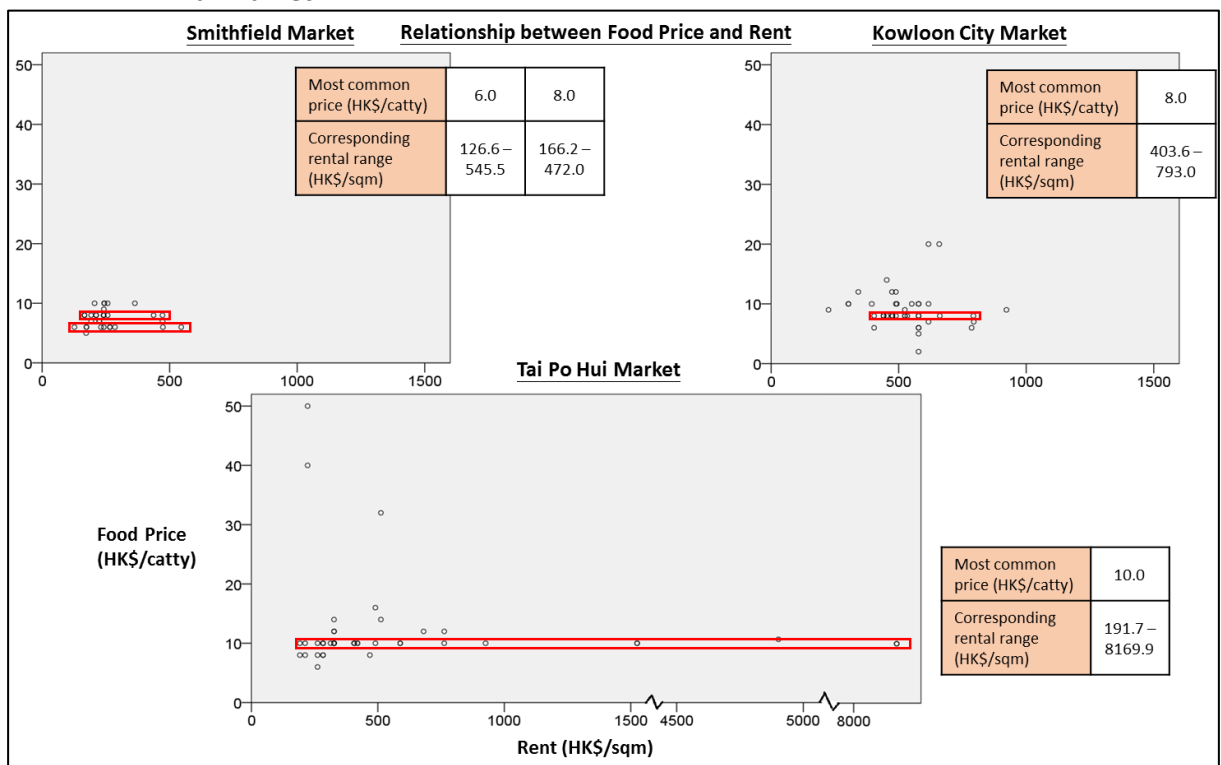


Chart 4.4 Rental information of potato at Smithfield Market, Kowloon City Market and Tai Po Hui Market

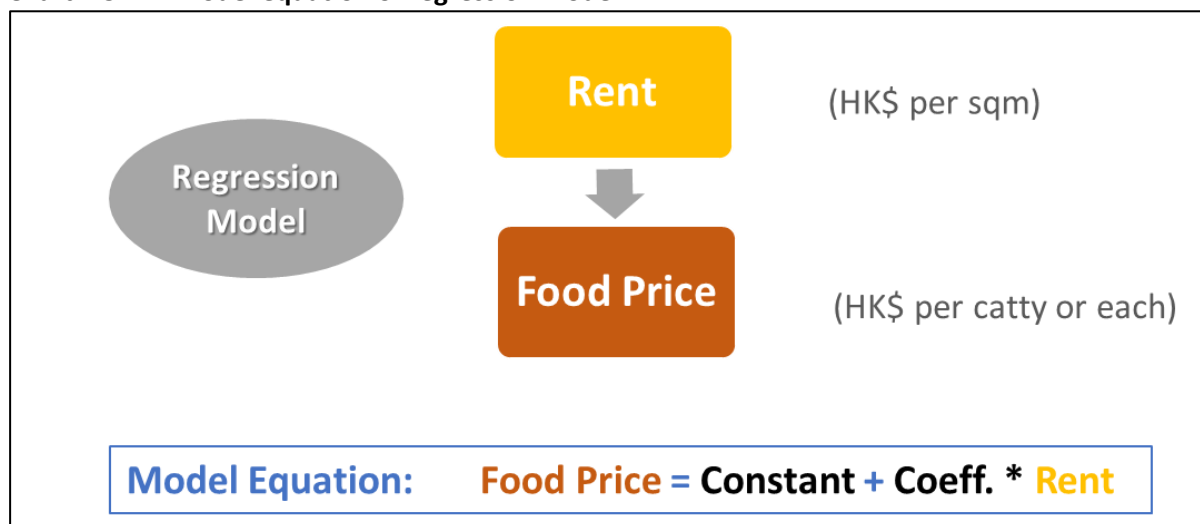


4.1.7 The rental information of 31 food items in each FEHD market were shown in **Appendix J**.

Regression model

4.1.8 To further study the relationship between rent and food price, simple linear regression was used for each of the 31 food items with assumption that food price depends solely on rent. The model equation of regression model was shown in **Chart 4.5**.

Chart 4.5 Model equation of regression model



4.1.9 Among the 31 food items, rent has statistically significant impact on food prices for 11 food items scattering over 6 food categories at 0.05 level. For the remaining 20 food items, rent has no significant impact on the price of food sold in the FEHD markets.

4.1.10 For those significant food items shown in **Table 4.2**, an increase of HK\$100/ sqm in rent would increase the food price from HK\$0.03 per catty for potato to HK\$1.69 per catty for yellow croaker.

4.1.11 In fact, only a few percentage of variation in food price can be explained by rent even for those significant food items. That implies food price might be also affected by other factors, probably profit margin set by individual tenants, competitors inside the market and other retail channels and target customer group.

4.1.12 To conclude, regression analysis on the relationship between price and rental level reveals no conclusive results.

Table 4.2 Regression results for 11 significant food items

Food category	Food item	Rent (HK\$/ sqm)			
		Significance of the model (P-value)	% of variation of food price can be explained by rent (R-square)	Correlation coefficient	Implication on mean price, i.e. HK\$ per catty or each for per HK\$ 100 increase in rent
Pork	Fresh lean pork	0.042	1.3%	0.115	0.27
	Fresh pork spare ribs	0.029	1.6%	0.127	0.35
Beef	Fresh beef	0.020	7.8%	0.279	1.22
Salt-water fish	Yellow croaker	0.000	15.5%	0.394	1.69
Fresh vegetables	Tomato	0.001	1.4%	0.118	0.04
	Potato	0.015	1.0%	0.100	0.03
	Purple eggplant	0.014	1.7%	0.132	0.06
	Cucumber	0.025	2.3%	0.151	0.05
Fresh fruit	Apple	0.000	5.8%	0.240	0.08
	Orange	0.000	2.9%	0.170	0.05
Canned food	Fried dace with salted black bean	0.006	12.8%	0.357	0.06

4.1.13 The detailed regression results for all the 31 food items can be consulted in **Appendix I**.

4.2 Food Price among Multiple/ Single Holder Tenants in FEHD Markets

4.2.1 Based on the survey data, retail prices of food items sold by tenants leasing more than one stall in FEHD markets could be higher or lower than those set by tenants leasing one stall in the same FEHD market. No consistent patterns were observed.

4.2.2 The detailed price information for multiple/ single holder tenants in FEHD markets can be consulted at **Appendix K**.

Appendix A List of the selected survey locations for the pilot survey and main survey

Region	No.	Name of FEHD markets	Name of Link markets nearby	Number of supermarkets nearby	Number of neighbourhood fresh food retail outlets nearby
<u>Pilot Survey</u>					
Kowloon	1	Tai Shing Street Market	Chuk Yuen Market	1	1
<u>Main Survey</u>					
Hong Kong Island	1	Chai Wan Market	Siu Sai Wan Market	3	7
	2	Java Road Market	Yiu Tung Market	2	7
	3	Wan Chai Market	N/A (*)	2	7
	4	Smithfield Market	N/A (*)	2	7
	5	Shek Tong Tsui Market	N/A (*)	3	7
	6	Apleichau Market	Ap Lei Chau Estate Market Lei Tung Market	2	7
Kowloon	7	Shui Wo Street Market	Tsui Ping Market Sau Mau Ping Market	2	7
	8	Hung Hum Market	Oi Man Market	2	7
	9	Kowloon City Market	Lok Fu Market	2	7
	10	Ngau Chi Wan Market	Choi Wan Market	2	7
	11	Tai Kok Tsui Market	N/A (*)	3	7
	12	Pei Ho Street Market	N/A (*)	3	7
	13	Yau Ma Tei Market	N/A (*)	2	7
New Territories	14	North Kwai Chung Market	Shek Lei Market	2	7
	15	Tsing Yi Market	Cheung Fat Market	3	7
	16	Yeung Uk Road Market	Shek Wai Kok Market	2	7
	17	San Hui Market	H.A.N.D.S Market	2	7
	18	Tai Kiu Market	Long Ping Market	3	7
	19	Luen Wo Hui Market	Cheung Wah Market	3	7
	20	Tai Po Hui Market	Tai Yuen Market	2	7
	21	Sha Tin Market	Wo Che Market	2	7
	22	Tai Wai Market	Lung Hang Market	2	7

* "N/A" refers to no comparable Link market nearby.

Appendix B Sample record sheet

1	統計員	記錄員	調查單位編號	調查單位名稱	商戶種類	日期	開始時間	結束時間	食環街市 檔口編號	其他 檔口編號	檔口名稱	食物名稱	詳細食物名稱
1	E0001	S0001	1	A 街市	食環署街市	18/8/2016	0840	1245	A		A 記	26. 橙	澳洲橙
2									A		A 記	26. 橙	舊橙
3									A		A 記	25. 蘋果	富士蘋果
4									B		B 記	28. 雞蛋	雞蛋
5									B		B 記	28. 雞蛋	雞蛋
6									C		(無店名)	29. 火腿豬肉	xxx 火腿豬肉(198 克)
7									C		(無店名)	30. 豆豉鯪魚	xxx 豆豉鯪魚(227 克)
8									C		(無店名)	31. 五香肉丁	xxx 五香肉丁(142 克)
9	E0002	S0002	2	B 街市	領展街市	18/8/2016	0840	1245		A	A 記	7. 冰鮮雞	文昌雞
10										A	A 記	7. 冰鮮雞	湛江雞
11										B	B 記	1. 新鮮瘦肉	新鮮瘦肉
12										C	(無店名)	22. 粟米	粟米
13										C	(無店名)	16. 菜心	昆明菜心
14										C	(無店名)	17. 蕃茄	蕃茄
15										C	(無店名)	19. 芥蘭	銀川芥蘭
16										C	(無店名)	16. 菜心	銀川菜心
19	E0003	S0003	3	超市 A	超級市場	18/8/2016	1305	1325				28. 雞蛋	泰國蛋 M 碼
20												28. 雞蛋	xxx 泰國新鮮啡蛋 M 碼
21												4. 新鮮西施骨	新鮮西施骨
22												1. 新鮮瘦肉	新鮮瘦肉
23												3. 新鮮一字排骨	新鮮一字排骨
24												7. 冰鮮雞	芝麻雞
27	E0004	S0003	4	零售商店 A	其他零售商店	18/8/2016	1320	1350				26. 橙	澳洲甜橙
28												26. 橙	澳洲甜橙
29												25. 蘋果	xxx 蘋果
30												25. 蘋果	加拿果

No.	食物名稱	詳細食物名稱	記錄單位	價格	數量	數量單位	重量	重量單位	備註	放在冷凍櫃
1	26. 橙	澳洲橙	數量	12	3	個				否
2	26. 橙	舊橙	數量	12	3	個				否
3	25. 蘋果	富士蘋果	數量	10	5	個				否
4	28. 雞蛋	雞蛋	數量	7	5	隻				否
5	28. 雞蛋	雞蛋	數量	13	10	隻				否
6	29. 火腿豬肉	xxxxxx 火腿豬肉(198 克)	數量	12	1	罐				否
7	30. 豆豉鯪魚	xxxxxx 豆豉鯪魚(227 克)	數量	18	1	罐				否
8	31. 五香肉丁	xxxxxx 五香肉丁(142 克)	數量	13.5	1	罐				否
9	7. 冰鮮雞	文昌雞	重量	78	1	隻	19	兩	店主報重約一斤三兩	是
10	7. 冰鮮雞	湛江雞	重量	70	1	隻	19	兩	店主報重約一斤三兩	是
11	1. 新鮮瘦肉	新鮮瘦肉	重量							否
12	22. 粟米	粟米	數量	10	4	條			一份四條	否
13	16. 菜心	昆明菜心	重量	13			1	斤		否
14	17. 蕃茄	蕃茄	重量	6			1	斤		否
15	19. 芥蘭	銀川芥蘭	重量	9			1	斤		否
16	16. 菜心	銀川菜心	重量	9			1	斤		否
19	28. 雞蛋	泰國蛋 M 碼	數量	49.9	30	隻				是
20	28. 雞蛋	xxxxxx 泰國新鮮啡蛋 M 碼	數量	27.9	30	隻				是
21	4. 新鮮西施骨	新鮮西施骨	重量	36.4			1	磅		是
22	1. 新鮮瘦肉	新鮮瘦肉	重量	33.7			1	磅		是
23	3. 新鮮一字排骨	新鮮一字排骨	重量	64			1	斤		是
24	7. 冰鮮雞	芝麻雞	重量	36.9			0.9	公斤		是
27	26. 橙	澳洲甜橙	數量	11	3	個				否
28	26. 橙	澳洲甜橙	數量	4	1	個				否
29	25. 蘋果	xxxxxx 蘋果	數量	10	6	個				否
30	25. 蘋果	加拿果	數量	11	5	個				否

No.	食物名稱	詳細食物名稱	記錄單位	每個價錢	每公斤 (kg) 價錢	最低價格	最高價格	需跟進覆查個案	相片	組長編號	需覆查檔口	組長編號
1	26. 橙	澳洲橙	數量	4.0		2.0	11.7					
2	26. 橙	舊橙	數量	4.0		2.0	11.7					
3	25. 蘋果	富士蘋果	數量	2.0		1.3	12.5					
4	28. 雞蛋	雞蛋	數量	1.4		1.0	3.0					
5	28. 雞蛋	雞蛋	數量	1.3		1.0	3.0					
6	29. 火腿豬肉	xxx 火腿豬肉(198 克)	數量	12.0		10.1	18.7				不符合檔口資料	S8888
7	30. 豆豉鯪魚	xxx 豆豉鯪魚(227 克)	數量	18.0		15.8	29.4				不符合檔口資料	S8888
8	31. 五香肉丁	xxx 五香肉丁(142 克)	數量	13.5		9.5	17.6				不符合檔口資料	S8888
9	7. 冰鮮雞	文昌雞	重量		108.6	31.8	70.6	超出統計數字		S8888		
10	7. 冰鮮雞	湛江雞	重量		97.5	31.8	70.6	超出統計數字		S8888		
11	1. 新鮮瘦肉	新鮮瘦肉	重量					不回應個案		S8888		
12	22. 粟米	粟米	數量	2.5		1.6	6.8					
13	16. 菜心	昆明菜心	重量		21.5	5.0	29.8					
14	17. 蕃茄	蕃茄	重量		9.9	8.3	19.8					
15	19. 芥蘭	銀川芥蘭	重量		14.9	6.2	36.8					
16	16. 菜心	銀川菜心	重量		14.9	5.0	29.8					
19	28. 雞蛋	泰國蛋 M 碼	數量	1.7		1.0	3.0					
20	28. 雞蛋	xxx 泰國新鮮啡蛋 M 碼	數量	0.9		1.0	3.0	超出統計數字	有			
21	4. 新鮮西施骨	新鮮西施骨	重量		80.2	49.6	94.8					
22	1. 新鮮瘦肉	新鮮瘦肉	重量		74.3	52.9	102.5					
23	3. 新鮮一字排骨	新鮮一字排骨	重量		105.8	66.1	126.3					
24	7. 冰鮮雞	芝麻雞	重量		41.0	31.8	70.6					
27	26. 橙	澳洲甜橙	數量	3.7		2.0	11.7					
28	26. 橙	澳洲甜橙	數量	4.0		2.0	11.7					
29	25. 蘋果	xxx 蘋果	數量	1.7		1.3	12.5					
30	25. 蘋果	加拿果	數量	2.2		1.3	12.5					

Appendix C Validation result of the selected 31 food items

Food category	Food item	Minimum price (HK\$/ catty unless otherwise stated)	Maximum price (HK\$/ catty unless otherwise stated)	Frequency of price < minimum price	Frequency of price > maximum price	Frequency of price between minimum and maximum price inclusive
Pork	Fresh lean pork	32.0	62.0	3	20	542
	Fresh pork chop	36.0	64.0	-	31	518
	Fresh pork spare ribs	40.0	76.4	3	17	520
	Fresh pork shoulder blade	30.0	57.3	-	93	435
Beef	Fresh beef	76.0	130.0	8	2	90
	Fresh beef brisket	60.0	120.0	6	8	84
Poultry	Chilled chicken	19.2	50.0	23	25	437
Salt-water fish	Golden thread	24.0	96.0	15	3	566
	Bigeye	48.0	128.0	19	9	120
	Horsehead	17.6	66.2	-	18	259
	Yellow croaker	17.6	66.2	1	44	441
Fresh-water fish	Grass carp belly	20.0	48.0	2	15	275
	Fish head (Big Head)	20.0	34.0	-	197	12
	Crucian Carp	20.3	44.3	6	7	176
Fresh vegetables	Cabbage, white	6.0	18.0	15	16	462
	Cabbage, flowering	4.0	18.0	1	80	1 354
	Tomato	4.0	13.0	-	130	1 106
	Hairy gourd	4.5	12.0	18	150	703
	Chinese kale	4.8	21.7	4	18	505
	Potato	5.0	22.4	39	8	1 026
	Chinese lettuce	5.5	24.0	9	13	817
	Corn(*)	1.6	6.8	-	188	655
	Purple eggplant	4.2	18.8	2	22	638
	Cucumber	4.7	21.2	3	8	430
Fresh fruit	Apple(*)	1.4	10.0	1	3	1 193
	Orange(*)	1.7	11.7	11	-	1 163
	Chinese pear(*)	1.6	11.9	2	-	344
Egg	Egg(*)	0.9	3.0	77	2	566
Canned food	Chopped pork and ham(*)	8.4	15.6	1	19	319
	Fried dace with salted black bean(*)	15.3	28.5	2	3	261
	Spiced pork cubes(*)	9.5	17.6	-	24	257
Total				271	1 173	16 274

(*) Average price in HK\$/ each

Source: (1) Monthly CPI Report (September 2016) that was released on 20 October 2016; (2) online Price Watch by Consumer Council; (3) the wholesale prices from “Fresh Food Supply & Consumption” information by Agriculture, Fisheries and Conservation Department and vegetable wholesale prices by Vegetable Marketing Organization; and (4) slight adjustment on the above from pilot survey result.

Note: Among the above 17 718 cases for main analyses, there were 1 444 cases found to be outside those validation rules that were updated after main fieldwork. Nevertheless, 1 222 cases had been verified by fieldwork supervisor during main fieldwork because they could not meet validation rules during fieldwork. For the remaining 222 cases, they were not further verified during fieldwork because their price value at one decimal place passed relevant validation rules during fieldwork.

Appendix D Broad analysis on price information of the records excluded in compilation of survey results

Food category	Food item	Average price (HK\$/ catty unless otherwise stated)		
		Doubtful cases(*)	Organic food	Online price watch
Pork	Fresh lean pork	-	-	-
	Fresh pork chop	-	-	-
	Fresh pork spare ribs	-	-	-
	Fresh pork shoulder blade	-	-	-
Beef	Fresh beef	-	-	-
	Fresh beef brisket	-	-	-
Poultry	Chilled chicken	39.8	63.4	27.6
Salt-water fish	Golden thread	12.8	-	-
	Bigeye	7.8	-	-
	Horsehead	23.4	-	-
	Yellow croaker	34.9	-	-
Fresh-water fish	Grass carp belly	27.8	-	-
	Fish head (Big Head)	45.8	-	-
	Crucian Carp	23.0	-	-
Fresh vegetables	Cabbage, white	-	48.1	-
	Cabbage, flowering	-	35.6	-
	Tomato	5.6	28.7	10.3
	Hairy gourd	5.5	24.0	-
	Chinese kale	-	43.7	-
	Potato	1.7	29.1	5.1
	Chinese lettuce	-	28.7	-
	Corn(*)	-	12.5	3.4
	Purple eggplant	8.1	31.5	-
	Cucumber	16.1	36.4	-
Fresh fruit	Apple(*)	-	10.0	4.8
	Orange(*)	-	7.1	4.4
	Chinese pear(*)	-	-	-
Egg	Egg(*)	-	4.0	2.2
Canned food	Chopped pork and ham(*)	-	-	13.0
	Fried dace with salted black bean(*)	-	-	22.3
	Spiced pork cubes(*)	-	-	15.5

(*) Average price in HK\$/ each.

Note: For doubtful cases, prices in HK\$/each were collected in fieldwork. Furthermore, corresponding imputed price values cannot pass relevant validation rules. In this connection, average prices in HK\$/each are provided in the above table. For organic food and online price watch cases, average prices are in HK\$/catty unless otherwise stated.

Appendix E Food items that were available in FEHD markets but not corresponding retail channel nearby

FEHD markets	Food category	Food item	FEHD markets		
			Freq.	Average price (HK\$/ catty unless otherwise stated)	Price range (HK\$/ catty unless otherwise stated)
Java Road Market	Beef	Fresh beef	5	97.2	96.0 - 98.0
		Fresh beef brisket	5	86.0	86.0 - 86.0
	Salt-water fish	Bigeye	4	100.0	56.0 - 120.0
Wan Chai Market	Salt-water fish	Bigeye	7	84.6	48.0 - 112.0
Smithfield Market	Beef	Fresh beef	7	95.6	85.0 - 100.0
		Fresh beef brisket	7	86.0	75.0 - 98.0
	Salt-water fish	Bigeye	3	101.3	96.0 - 112.0
		Horsehead	9	44.9	20.0 - 56.0
		Yellow croaker	15	48.7	20.0 - 64.0
	Fresh-water fish	Fish head (Big Head)	2	36.0	36.0 - 36.0
Shek Tong Tsui Market	Beef	Fresh beef	4	92.0	92.0 - 92.0
		Fresh beef brisket	4	106.5	92.0 - 150.0
	Salt-water fish	Horsehead	1	48.0	48.0 - 48.0
Hung Hum Market	Beef	Fresh beef	6	74.3	56.0 - 96.0
		Fresh beef brisket	6	81.2	75.0 - 98.0
	Salt-water fish	Bigeye	11	93.1	48.0 - 128.0
Ngau Chi Wan Market	Beef	Fresh beef	2	96.0	96.0 - 96.0
		Fresh beef brisket	2	76.0	76.0 - 76.0
	Salt-water fish	Bigeye	3	98.7	56.0 - 128.0
Tai Kok Tsui Market	Beef	Fresh beef	2	98.0	98.0 - 98.0
	Salt-water fish	Horsehead	6	43.7	22.9 - 56.0
	Fresh-water fish	Grass carp belly	5	36.4	30.0 - 45.0
		Fish head (Big Head)	5	41.0	40.0 - 45.0
		Crucian Carp	3	26.0	24.0 - 30.0
Pei Ho Street Market	Salt-water fish	Golden thread	26	54.8	40.0 - 72.0
		Bigeye	4	98.0	72.0 - 112.0
		Horsehead	7	54.9	32.0 - 72.0
		Yellow croaker	23	43.4	26.7 - 56.0
	Fresh vegetables	Chinese kale	11	8.2	5.0 - 12.0
Yau Ma Tei Market	Salt-water fish	Horsehead	11	42.1	19.5 - 64.0
	Fresh vegetables	Cabbage, white	14	10.9	8.0 - 20.0
Tsing Yi Market	Beef	Fresh beef	3	98.0	98.0 - 98.0
Yeung Uk Road Market	Beef	Fresh beef	6	96.0	86.0 - 98.0
		Fresh beef brisket	6	68.0	68.0 - 68.0
	Salt-water fish	Golden thread	56	43.8	16.0 - 64.0
		Bigeye	10	84.0	48.0 - 128.0
		Horsehead	11	45.1	20.3 - 56.0
		Yellow croaker	56	47.3	28.0 - 64.0
San Hui Market	Salt-water fish	Bigeye	12	71.1	48.0 - 104.0
Tai Kiu Market	Beef	Fresh beef	4	103.3	95.0 - 110.0
		Fresh beef brisket	3	97.0	95.0 - 98.0
Luen Wo Hui Market	Beef	Fresh beef	4	93.0	90.0 - 96.0
		Fresh beef brisket	4	93.0	90.0 - 96.0
	Salt-water fish	Bigeye	11	96.0	48.0 - 128.0
		Yellow croaker	25	44.8	21.9 - 56.0

Appendix F Price information of the 31 food items by retail channel for each neighbourhood**Chai Wan Market**

Food category	Food item	FEHD markets			Link markets			Supermarkets			Neighbourhood fresh food retail outlets		
		Freq.	Average price (HK\$/ catty unless otherwise stated)	Price range (HK\$/ catty unless otherwise stated)	Freq.	Average price (HK\$/ catty unless otherwise stated)	Price range (HK\$/ catty unless otherwise stated)	Freq.	Average price (HK\$/ catty unless otherwise stated)	Price range (HK\$/ catty unless otherwise stated)	Freq.	Average price (HK\$/ catty unless otherwise stated)	Price range (HK\$/ catty unless otherwise stated)
Pork	Fresh lean pork	11	45.8	42.0 - 54.0	6	37.0	34.0 - 38.0	5	47.6	44.9 - 57.0	-	-	-
	Fresh pork chop	11	47.6	42.0 - 54.0	6	53.8	53.0 - 54.0	3	51.0	48.0 - 53.9	-	-	-
	Fresh pork spare ribs	12	72.7	60.0 - 84.0	6	63.0	58.0 - 72.0	5	64.0	64.0 - 64.0	-	-	-
	Fresh pork shoulder blade	11	46.7	42.0 - 54.0	6	40.3	38.0 - 52.0	4	62.8	53.9 - 89.2	-	-	-
Beef	Fresh beef	2	110.0	110.0 - 110.0	2	105.0	100.0 - 110.0	-	-	-	-	-	-
	Fresh beef brisket	2	110.0	110.0 - 110.0	2	88.0	88.0 - 88.0	-	-	-	-	-	-
Poultry	Chilled chicken	12	28.4	19.0 - 44.8	5	30.9	20.5 - 42.1	12	30.6	19.9 - 41.0	-	-	-
Salt-water fish	Golden thread	14	53.4	28.1 - 64.0	7	55.9	48.0 - 60.0	3	74.0	72.0 - 78.0	4	54.1	33.7 - 84.3
	Bigeye	6	68.0	48.0 - 80.0	3	96.0	96.0 - 96.0	-	-	-	-	-	-
	Horsehead	9	49.0	32.5 - 64.0	5	46.4	40.0 - 56.0	-	-	-	2	35.2	21.7 - 48.7
	Yellow croaker	15	49.4	38.2 - 56.0	7	50.9	27.3 - 56.8	5	68.7	59.4 - 79.9	2	43.7	43.7 - 43.7
Fresh-water fish	Grass carp belly	11	35.4	17.8 - 48.0	3	45.0	45.0 - 45.0	6	43.7	37.1 - 48.0	-	-	-
	Fish head (Big Head)	8	42.5	32.0 - 48.0	3	45.0	45.0 - 45.0	-	-	-	-	-	-
	Crucian Carp	8	31.2	20.0 - 48.0	1	32.0	32.0 - 32.0	-	-	-	-	-	-
Fresh vegetables	Cabbage, white	27	11.3	2.5 - 16.0	2	12.0	12.0 - 12.0	2	20.9	14.5 - 27.2	1	10.0	10.0 - 10.0
	Cabbage, flowering	43	13.9	8.0 - 26.0	14	12.6	10.0 - 16.0	5	20.6	15.9 - 26.0	12	8.8	5.0 - 20.0
	Tomato	33	10.4	4.7 - 18.0	16	9.3	6.0 - 16.0	7	11.5	8.7 - 14.5	9	7.9	4.4 - 14.0
	Hairy gourd	25	8.4	5.0 - 14.0	9	9.2	8.0 - 12.0	2	11.2	5.2 - 17.2	7	9.6	4.6 - 16.0
	Chinese kale	16	11.5	8.0 - 16.0	8	12.1	6.0 - 14.0	1	7.9	7.9 - 7.9	-	-	-
	Potato	25	8.8	6.0 - 14.0	15	7.7	6.0 - 14.0	6	10.0	6.1 - 13.2	9	6.9	4.4 - 12.0
	Chinese lettuce	22	9.1	7.0 - 14.0	9	10.6	8.0 - 24.0	4	21.7	19.9 - 24.0	2	8.0	8.0 - 8.0
	Corn(*)	17	5.6	1.7 - 7.0	7	4.9	3.3 - 7.0	2	3.5	3.3 - 3.6	3	3.6	3.3 - 4.0
	Purple eggplant	21	10.0	5.0 - 24.0	7	9.4	8.0 - 10.0	4	11.5	7.9 - 18.5	7	13.2	8.0 - 20.0
	Cucumber	10	8.8	5.0 - 12.0	4	10.0	10.0 - 10.0	1	9.1	9.1 - 9.1	2	7.3	5.4 - 9.3
Fresh fruit	Apple(*)	32	4.3	2.0 - 8.0	8	4.1	2.0 - 6.3	29	3.9	2.0 - 8.0	7	4.1	1.7 - 7.0
	Orange(*)	28	4.4	2.0 - 7.0	7	4.0	2.5 - 5.0	16	4.9	2.4 - 7.7	15	2.7	1.7 - 5.0
	Chinese pear(*)	8	2.7	2.4 - 3.3	1	2.0	2.0 - 2.0	4	1.7	1.0 - 2.5	3	2.2	2.0 - 2.5
Egg	Egg(*)	23	1.1	0.9 - 1.5	16	1.1	1.0 - 1.4	5	1.2	1.0 - 1.7	4	1.3	0.9 - 2.1
Canned food	Chopped pork and ham(*)	7	11.2	10.5 - 12.0	2	12.0	12.0 - 12.0	11	13.3	10.2 - 21.3	1	11.5	11.5 - 11.5
	Fried dace with salted black bean(*)	4	20.0	20.0 - 20.0	-	-	-	7	23.3	17.9 - 30.0	-	-	-
	Spiced pork cubes(*)	1	14.0	14.0 - 14.0	1	17.0	17.0 - 17.0	9	15.6	11.0 - 22.6	-	-	-

(*) Average price in HK\$/ each

Java Road Market

Food category	Food item	FEHD markets			Link markets			Supermarkets			Neighbourhood fresh food retail outlets		
		Freq.	Average price (HK\$/ catty unless otherwise stated)	Price range (HK\$/ catty unless otherwise stated)	Freq.	Average price (HK\$/ catty unless otherwise stated)	Price range (HK\$/ catty unless otherwise stated)	Freq.	Average price (HK\$/ catty unless otherwise stated)	Price range (HK\$/ catty unless otherwise stated)	Freq.	Average price (HK\$/ catty unless otherwise stated)	Price range (HK\$/ catty unless otherwise stated)
Pork	Fresh lean pork	7	45.7	44.0 - 46.0	4	47.3	45.0 - 48.0	3	47.7	45.0 - 53.0	2	48.0	48.0 - 48.0
	Fresh pork chop	7	47.7	46.0 - 52.0	4	57.5	51.0 - 70.0	3	50.7	50.0 - 51.0	2	52.0	48.0 - 56.0
	Fresh pork spare ribs	7	68.9	68.0 - 72.0	4	64.8	62.0 - 68.0	3	61.3	56.0 - 64.0	2	64.0	58.0 - 70.0
	Fresh pork shoulder blade	7	48.9	46.0 - 50.0	4	51.0	48.0 - 54.0	3	54.0	54.0 - 54.0	2	53.0	50.0 - 56.0
Beef	Fresh beef	5	97.2	96.0 - 98.0	-	-	-	-	-	-	-	-	-
	Fresh beef brisket	5	86.0	86.0 - 86.0	-	-	-	-	-	-	-	-	-
Poultry	Chilled chicken	-	-	-	-	-	-	8	27.4	19.2 - 38.0	3	14.6	10.4 - 17.5
Salt-water fish	Golden thread	9	59.2	26.7 - 72.0	-	-	-	2	84.0	80.0 - 88.0	5	58.2	33.7 - 72.0
	Bigeye	4	100.0	56.0 - 120.0	-	-	-	-	-	-	-	-	-
	Horsehead	6	60.3	25.6 - 72.0	-	-	-	1	68.0	68.0 - 68.0	3	32.5	32.5 - 32.5
	Yellow croaker	7	64.0	64.0 - 64.0	-	-	-	3	77.3	76.0 - 80.0	2	76.0	72.0 - 80.0
Fresh-water fish	Grass carp belly	4	42.0	40.0 - 48.0	-	-	-	1	42.0	42.0 - 42.0	1	48.0	48.0 - 48.0
	Fish head (Big Head)	4	48.0	48.0 - 48.0	-	-	-	1	42.0	42.0 - 42.0	2	41.7	40.0 - 43.3
	Crucian Carp	2	28.0	28.0 - 28.0	-	-	-	3	46.7	40.0 - 60.0	1	32.0	32.0 - 32.0
Fresh vegetables	Cabbage, white	17	9.4	5.0 - 12.0	4	9.5	8.0 - 10.0	-	-	-	1	9.0	9.0 - 9.0
	Cabbage, flowering	50	10.3	6.0 - 18.0	4	11.3	9.0 - 13.0	3	20.8	16.0 - 23.8	10	7.9	5.0 - 12.0
	Tomato	44	8.5	5.0 - 16.0	3	8.6	7.8 - 10.0	6	10.9	8.0 - 15.9	10	8.5	5.0 - 12.0
	Hairy gourd	34	7.4	5.0 - 12.8	2	8.5	7.0 - 10.0	3	12.2	7.9 - 19.8	6	7.5	7.0 - 10.2
	Chinese kale	16	10.4	8.0 - 15.0	2	10.5	8.0 - 13.0	2	15.8	9.2 - 22.5	8	8.6	6.0 - 12.0
	Potato	37	6.9	4.0 - 12.0	3	8.7	8.0 - 10.0	4	11.5	7.9 - 14.5	8	6.8	5.0 - 8.0
	Chinese lettuce	22	8.8	6.0 - 14.0	-	-	-	3	17.2	9.2 - 21.2	6	7.9	7.5 - 9.0
	Corn(*)	18	4.7	3.0 - 7.0	3	5.3	3.3 - 6.5	1	4.0	4.0 - 4.0	4	4.1	3.0 - 5.0
	Purple eggplant	18	8.3	6.0 - 11.7	1	8.0	8.0 - 8.0	4	13.1	7.7 - 19.8	6	10.8	8.5 - 14.6
Fresh fruit	Cucumber	8	9.8	5.0 - 16.0	2	5.5	5.0 - 6.0	2	9.7	9.1 - 10.3	5	8.8	8.1 - 10.0
	Apple(*)	40	4.4	1.7 - 8.0	-	-	-	26	3.8	1.9 - 5.9	3	4.2	3.0 - 5.0
	Orange(*)	27	4.2	2.0 - 7.3	-	-	-	15	5.3	2.2 - 8.0	7	2.8	1.7 - 5.0
	Chinese pear(*)	13	2.8	2.5 - 3.8	-	-	-	7	2.7	2.4 - 3.3	1	2.0	2.0 - 2.0
Egg	Egg(*)	29	1.6	1.0 - 2.5	1	2.8	2.8 - 2.8	10	1.7	0.9 - 3.0	2	0.7	0.7 - 0.7
Canned food	Chopped pork and ham(*)	5	13.6	12.0 - 20.0	1	12.0	12.0 - 12.0	6	11.8	10.3 - 12.9	2	11.6	10.3 - 12.9
	Fried dace with salted black bean(*)	4	19.5	19.0 - 20.0	1	22.0	22.0 - 22.0	4	23.9	23.9 - 23.9	4	21.0	20.9 - 21.0
	Spiced pork cubes(*)	-	-	-	-	-	-	3	12.3	11.0 - 13.5	3	13.3	12.5 - 15.0

(*) Average price in HK\$/ each

Wan Chai Market

Food category	Food item	FEHD markets			Link markets			Supermarkets			Neighbourhood fresh food retail outlets		
		Freq.	Average price (HK\$/ catty unless otherwise stated)	Price range (HK\$/ catty unless otherwise stated)	Freq.	Average price (HK\$/ catty unless otherwise stated)	Price range (HK\$/ catty unless otherwise stated)	Freq.	Average price (HK\$/ catty unless otherwise stated)	Price range (HK\$/ catty unless otherwise stated)	Freq.	Average price (HK\$/ catty unless otherwise stated)	Price range (HK\$/ catty unless otherwise stated)
Pork	Fresh lean pork	4	57.5	46.0 - 64.0	-	-	-	-	-	-	3	45.3	44.0 - 46.0
	Fresh pork chop	4	55.3	45.0 - 70.0	-	-	-	-	-	-	3	45.3	44.0 - 46.0
	Fresh pork spare ribs	4	77.0	74.0 - 80.0	-	-	-	-	-	-	2	64.0	60.0 - 68.0
	Fresh pork shoulder blade	3	53.7	46.0 - 60.0	-	-	-	-	-	-	1	48.0	48.0 - 48.0
Beef	Fresh beef	-	-	-	-	-	-	-	-	-	1	98.0	98.0 - 98.0
	Fresh beef brisket	-	-	-	-	-	-	-	-	-	3	104.7	88.0 - 130.0
Poultry	Chilled chicken	5	35.0	30.0 - 40.0	-	-	-	7	32.6	21.2 - 48.6	1	92.3	92.3 - 92.3
Salt-water fish	Golden thread	16	45.3	28.1 - 56.0	-	-	-	2	78.0	78.0 - 78.0	5	48.8	28.1 - 56.0
	Bigeye	7	84.6	48.0 - 112.0	-	-	-	-	-	-	-	-	-
	Horsehead	12	48.1	32.0 - 56.0	-	-	-	-	-	-	1	48.0	48.0 - 48.0
	Yellow croaker	10	48.1	30.0 - 56.0	-	-	-	2	64.0	64.0 - 64.0	4	48.2	32.8 - 56.0
Fresh-water fish	Grass carp belly	7	40.9	36.0 - 48.0	-	-	-	-	-	-	3	45.7	36.0 - 64.0
	Fish head (Big Head)	6	46.7	40.0 - 56.0	-	-	-	-	-	-	6	66.7	46.0 - 112.0
	Crucian Carp	4	33.9	24.0 - 37.3	-	-	-	-	-	-	4	32.1	24.0 - 37.3
Fresh vegetables	Cabbage, white	6	12.0	10.0 - 14.0	-	-	-	-	-	-	2	8.0	6.0 - 10.0
	Cabbage, flowering	15	13.5	10.0 - 18.0	-	-	-	2	22.5	22.5 - 22.5	12	8.0	5.0 - 18.0
	Tomato	21	9.9	7.0 - 14.0	-	-	-	4	15.2	6.5 - 22.5	9	7.4	5.3 - 12.0
	Hairy gourd	15	9.9	8.0 - 14.0	-	-	-	2	19.9	19.9 - 19.9	7	8.7	4.0 - 14.0
	Chinese kale	9	13.8	12.0 - 18.0	-	-	-	2	25.2	25.2 - 25.2	4	10.0	10.0 - 10.0
	Potato	18	8.2	6.0 - 12.0	-	-	-	2	8.1	5.2 - 11.0	7	7.5	4.8 - 16.8
	Chinese lettuce	10	10.5	8.0 - 14.0	-	-	-	2	21.2	21.2 - 21.2	11	8.7	5.0 - 16.0
	Corn(*)	12	5.6	5.0 - 7.0	-	-	-	4	10.2	2.0 - 20.0	5	3.6	3.3 - 4.0
	Purple eggplant	10	11.3	8.0 - 16.0	-	-	-	-	-	-	6	8.1	6.4 - 10.0
Fresh fruit	Cucumber	10	12.7	10.0 - 16.0	-	-	-	2	27.2	22.5 - 31.9	4	8.5	8.0 - 9.0
	Apple(*)	28	4.3	2.0 - 10.0	-	-	-	17	3.8	1.7 - 8.0	3	4.6	3.8 - 5.0
	Orange(*)	28	4.7	2.5 - 7.7	-	-	-	15	5.7	2.7 - 9.0	4	3.3	2.0 - 4.0
	Chinese pear(*)	4	2.9	2.5 - 3.3	-	-	-	2	2.4	2.4 - 2.4	1	2.5	2.5 - 2.5
Egg	Egg(*)	9	1.2	1.0 - 1.4	-	-	-	10	1.6	0.8 - 3.2	-	-	-
Canned food	Chopped pork and ham(*)	-	-	-	-	-	-	7	11.8	9.9 - 12.9	2	11.6	10.3 - 12.9
	Fried dace with salted black bean(*)	-	-	-	-	-	-	2	21.9	21.9 - 21.9	-	-	-
	Spiced pork cubes(*)	-	-	-	-	-	-	4	12.8	11.6 - 13.5	2	12.7	12.5 - 12.9

(*) Average price in HK\$/ each

Smithfield Market

Food category	Food item	FEHD markets			Link markets			Supermarkets			Neighbourhood fresh food retail outlets		
		Freq.	Average price (HK\$/ catty unless otherwise stated)	Price range (HK\$/ catty unless otherwise stated)	Freq.	Average price (HK\$/ catty unless otherwise stated)	Price range (HK\$/ catty unless otherwise stated)	Freq.	Average price (HK\$/ catty unless otherwise stated)	Price range (HK\$/ catty unless otherwise stated)	Freq.	Average price (HK\$/ catty unless otherwise stated)	Price range (HK\$/ catty unless otherwise stated)
Pork	Fresh lean pork	13	53.2	50.0 - 56.0	-	-	-	4	51.0	45.0 - 56.9	2	48.0	46.0 - 50.0
	Fresh pork chop	12	54.5	52.0 - 58.0	-	-	-	5	55.0	53.0 - 60.0	2	52.0	50.0 - 54.0
	Fresh pork spare ribs	12	69.3	64.0 - 74.0	-	-	-	3	64.4	64.0 - 65.3	2	64.5	64.0 - 65.0
	Fresh pork shoulder blade	11	53.1	50.0 - 56.0	-	-	-	2	54.0	54.0 - 54.0	2	51.0	48.0 - 54.0
Beef	Fresh beef	7	95.6	85.0 - 100.0	-	-	-	-	-	-	-	-	-
	Fresh beef brisket	7	86.0	75.0 - 98.0	-	-	-	-	-	-	-	-	-
Poultry	Chilled chicken	18	35.0	24.4 - 71.6	-	-	-	6	36.7	22.3 - 52.0	1	12.5	12.5 - 12.5
Salt-water fish	Golden thread	18	52.6	20.0 - 67.4	-	-	-	2	78.0	78.0 - 78.0	-	-	-
	Bigeye	3	101.3	96.0 - 112.0	-	-	-	-	-	-	-	-	-
	Horsehead	9	44.9	20.0 - 56.0	-	-	-	-	-	-	-	-	-
	Yellow croaker	15	48.7	20.0 - 64.0	-	-	-	-	-	-	-	-	-
Fresh-water fish	Grass carp belly	6	45.3	35.6 - 48.0	-	-	-	1	38.8	38.8 - 38.8	-	-	-
	Fish head (Big Head)	2	36.0	36.0 - 36.0	-	-	-	-	-	-	-	-	-
	Crucian Carp	2	26.9	24.0 - 29.8	-	-	-	2	40.0	40.0 - 40.0	-	-	-
Fresh vegetables	Cabbage, white	20	11.4	7.5 - 16.0	-	-	-	2	7.9	7.9 - 7.9	-	-	-
	Cabbage, flowering	54	12.1	7.0 - 16.0	-	-	-	2	7.9	7.9 - 7.9	9	18.5	5.0 - 114.9
	Tomato	42	9.5	6.0 - 15.0	-	-	-	4	9.8	8.7 - 11.9	9	11.5	6.0 - 29.3
	Hairy gourd	34	8.8	5.0 - 15.0	-	-	-	1	5.2	5.2 - 5.2	5	7.8	5.0 - 10.0
	Chinese kale	23	11.8	6.0 - 16.0	-	-	-	1	7.9	7.9 - 7.9	3	79.9	10.0 - 114.9
	Potato	31	7.5	5.0 - 10.0	-	-	-	3	7.5	5.2 - 10.2	8	9.7	6.0 - 26.7
	Chinese lettuce	25	9.4	8.0 - 12.0	-	-	-	-	-	-	4	7.8	7.0 - 8.0
	Corn(*)	25	5.8	4.5 - 7.0	-	-	-	3	3.4	3.3 - 3.6	-	-	-
	Purple eggplant	28	8.4	4.9 - 12.0	-	-	-	-	-	-	5	7.6	6.0 - 9.0
	Cucumber	8	12.5	6.9 - 16.0	-	-	-	4	11.0	6.5 - 18.3	4	7.0	5.0 - 8.0
Fresh fruit	Apple(*)	36	4.5	2.0 - 9.0	-	-	-	25	4.5	2.4 - 9.9	4	6.6	4.0 - 12.0
	Orange(*)	53	4.9	2.0 - 8.0	-	-	-	13	4.7	2.4 - 6.0	8	4.3	2.8 - 5.0
	Chinese pear(*)	15	2.9	2.0 - 8.0	-	-	-	4	2.6	2.2 - 3.0	-	-	-
Egg	Egg(*)	20	1.3	1.0 - 2.0	-	-	-	1	1.1	1.1 - 1.1	1	0.8	0.8 - 0.8
Canned food	Chopped pork and ham(*)	2	11.5	11.0 - 12.0	-	-	-	7	13.2	10.2 - 21.3	6	16.2	11.5 - 19.9
	Fried dace with salted black bean(*)	3	20.0	19.0 - 21.0	-	-	-	4	22.4	21.9 - 23.9	4	20.0	19.0 - 20.9
	Spiced pork cubes(*)	2	13.0	12.0 - 14.0	-	-	-	8	14.9	11.0 - 22.8	5	12.6	12.0 - 12.9

(*) Average price in HK\$/ each

Shek Tong Tsui Market

Food category	Food item	FEHD markets			Link markets			Supermarkets			Neighbourhood fresh food retail outlets		
		Freq.	Average price (HK\$/ catty unless otherwise stated)	Price range (HK\$/ catty unless otherwise stated)	Freq.	Average price (HK\$/ catty unless otherwise stated)	Price range (HK\$/ catty unless otherwise stated)	Freq.	Average price (HK\$/ catty unless otherwise stated)	Price range (HK\$/ catty unless otherwise stated)	Freq.	Average price (HK\$/ catty unless otherwise stated)	Price range (HK\$/ catty unless otherwise stated)
Pork	Fresh lean pork	7	47.6	39.0 - 58.0	-	-	-	6	46.4	45.0 - 51.9	4	49.3	48.0 - 50.0
	Fresh pork chop	8	48.3	39.0 - 54.0	-	-	-	7	52.7	50.0 - 56.6	4	50.0	48.0 - 52.0
	Fresh pork spare ribs	7	65.4	56.0 - 74.0	-	-	-	5	68.2	64.0 - 85.1	4	64.0	58.0 - 70.0
	Fresh pork shoulder blade	7	47.3	39.0 - 52.0	-	-	-	4	54.0	54.0 - 54.0	4	51.5	50.0 - 54.0
Beef	Fresh beef	4	92.0	92.0 - 92.0	-	-	-	-	-	-	-	-	-
	Fresh beef brisket	4	106.5	92.0 - 150.0	-	-	-	-	-	-	-	-	-
Poultry	Chilled chicken	1	43.2	43.2 - 43.2	-	-	-	7	25.3	19.9 - 31.3	3	22.3	19.9 - 27.0
Salt-water fish	Golden thread	7	60.6	40.0 - 80.0	-	-	-	2	67.5	54.9 - 80.0	-	-	-
	Bigeye	1	96.0	96.0 - 96.0	-	-	-	2	108.0	88.0 - 128.0	-	-	-
	Horsehead	1	48.0	48.0 - 48.0	-	-	-	-	-	-	-	-	-
	Yellow croaker	12	45.1	24.0 - 64.0	-	-	-	3	90.7	88.0 - 96.0	-	-	-
Fresh-water fish	Grass carp belly	9	41.9	36.0 - 48.0	-	-	-	2	44.0	44.0 - 44.0	-	-	-
	Fish head (Big Head)	9	45.2	25.0 - 56.0	-	-	-	2	60.0	60.0 - 60.0	-	-	-
	Crucian Carp	2	28.0	28.0 - 28.0	-	-	-	2	44.0	44.0 - 44.0	-	-	-
Fresh vegetables	Cabbage, white	9	10.3	5.0 - 12.0	-	-	-	3	20.8	13.3 - 25.2	-	-	-
	Cabbage, flowering	14	11.6	8.0 - 13.0	-	-	-	6	15.8	8.7 - 26.5	14	7.0	5.5 - 8.0
	Tomato	16	9.5	8.0 - 12.0	-	-	-	11	14.4	6.3 - 37.9	14	8.5	6.7 - 12.0
	Hairy gourd	9	9.6	8.0 - 12.0	-	-	-	4	12.2	6.5 - 17.2	6	6.8	5.0 - 9.0
	Chinese kale	7	12.3	10.0 - 18.0	-	-	-	5	20.4	11.9 - 33.2	2	10.0	10.0 - 10.0
	Potato	14	7.9	6.0 - 9.0	-	-	-	12	12.1	7.0 - 27.2	9	6.3	5.0 - 9.2
	Chinese lettuce	6	9.7	6.0 - 14.0	-	-	-	7	15.8	7.9 - 26.5	13	7.3	6.0 - 9.0
	Corn(*)	8	5.7	3.3 - 6.0	-	-	-	6	3.3	2.3 - 4.3	8	4.3	4.0 - 5.0
	Purple eggplant	9	9.3	7.0 - 12.0	-	-	-	7	18.3	6.7 - 47.8	13	7.3	4.7 - 10.2
Fresh fruit	Cucumber	6	9.5	8.0 - 14.0	-	-	-	5	13.1	7.9 - 19.9	8	7.3	4.6 - 11.6
	Apple(*)	6	5.1	4.0 - 6.7	-	-	-	38	4.6	2.2 - 8.0	5	3.9	3.0 - 4.5
	Orange(*)	13	5.2	2.9 - 8.0	-	-	-	34	4.8	2.4 - 8.0	8	3.6	1.7 - 5.0
	Chinese pear(*)	-	-	-	-	-	-	10	2.6	2.0 - 3.5	4	1.8	1.7 - 2.0
Egg	Egg(*)	4	1.4	1.2 - 1.5	-	-	-	8	1.4	0.9 - 2.7	4	1.1	0.7 - 1.8
Canned food	Chopped pork and ham(*)	2	12.0	12.0 - 12.0	-	-	-	9	12.9	9.9 - 21.3	6	11.7	10.3 - 12.9
	Fried dace with salted black bean(*)	2	20.0	20.0 - 20.0	-	-	-	5	22.7	21.9 - 23.9	4	20.5	20.0 - 20.9
	Spiced pork cubes(*)	-	-	-	-	-	-	8	15.0	11.0 - 22.6	4	12.7	12.5 - 12.9

(*) Average price in HK\$/ each

Apleichau Market

Food category	Food item	FEHD markets			Link markets			Supermarkets			Neighbourhood fresh food retail outlets		
		Freq.	Average price (HK\$/ catty unless otherwise stated)	Price range (HK\$/ catty unless otherwise stated)	Freq.	Average price (HK\$/ catty unless otherwise stated)	Price range (HK\$/ catty unless otherwise stated)	Freq.	Average price (HK\$/ catty unless otherwise stated)	Price range (HK\$/ catty unless otherwise stated)	Freq.	Average price (HK\$/ catty unless otherwise stated)	Price range (HK\$/ catty unless otherwise stated)
Pork	Fresh lean pork	9	46.4	40.0 - 55.0	6	50.8	46.0 - 55.0	2	52.3	33.9 - 70.7	-	-	-
	Fresh pork chop	9	55.0	40.0 - 73.0	6	56.0	54.0 - 58.0	1	49.6	49.6 - 49.6	-	-	-
	Fresh pork spare ribs	9	63.6	42.0 - 76.0	6	64.7	54.0 - 69.0	5	68.9	64.0 - 76.1	-	-	-
	Fresh pork shoulder blade	8	49.0	40.0 - 60.0	6	54.3	46.0 - 70.0	4	57.8	54.0 - 68.0	-	-	-
Beef	Fresh beef	2	125.0	120.0 - 130.0	2	120.0	120.0 - 120.0	1	163.3	163.3 - 163.3	-	-	-
	Fresh beef brisket	1	120.0	120.0 - 120.0	2	110.0	100.0 - 120.0	2	128.8	127.6 - 130.0	-	-	-
Poultry	Chilled chicken	1	33.3	33.3 - 33.3	3	35.3	27.5 - 43.3	12	31.0	19.8 - 43.2	1	49.4	49.4 - 49.4
Salt-water fish	Golden thread	1	24.1	24.1 - 24.1	10	54.7	27.0 - 80.0	3	76.0	72.0 - 78.0	-	-	-
	Bigeeye	-	-	-	-	-	-	-	-	-	-	-	-
	Horsehead	1	56.0	56.0 - 56.0	8	48.9	19.5 - 72.0	-	-	-	-	-	-
	Yellow croaker	2	80.0	80.0 - 80.0	7	46.6	30.0 - 56.0	5	58.8	48.1 - 72.0	-	-	-
Fresh-water fish	Grass carp belly	3	32.7	30.0 - 36.0	4	44.0	40.0 - 48.0	1	56.0	56.0 - 56.0	-	-	-
	Fish head (Big Head)	-	-	-	2	45.0	42.0 - 48.0	1	48.0	48.0 - 48.0	-	-	-
	Crucian Carp	2	32.0	32.0 - 32.0	1	32.0	32.0 - 32.0	2	40.0	40.0 - 40.0	-	-	-
Fresh vegetables	Cabbage, white	4	14.3	14.0 - 15.0	5	12.2	10.0 - 14.0	2	11.9	11.9 - 11.9	-	-	-
	Cabbage, flowering	9	14.0	12.0 - 18.0	22	10.4	7.0 - 14.0	4	13.1	10.5 - 15.9	3	11.3	8.0 - 14.0
	Tomato	10	9.3	5.0 - 14.0	18	9.3	6.0 - 16.0	4	11.0	8.7 - 11.9	3	9.3	6.0 - 12.0
	Hairy gourd	7	11.1	10.0 - 12.0	12	9.3	7.0 - 12.0	1	6.5	6.5 - 6.5	2	6.5	5.0 - 8.0
	Chinese kale	8	13.0	12.0 - 16.0	13	11.2	8.0 - 16.0	2	11.9	11.9 - 11.9	1	14.0	14.0 - 14.0
	Potato	7	8.6	6.0 - 10.0	14	6.8	6.0 - 9.0	4	10.6	6.1 - 14.5	2	7.5	5.0 - 10.0
	Chinese lettuce	6	10.7	10.0 - 12.0	16	9.5	7.0 - 12.0	2	14.1	11.9 - 16.4	2	10.0	8.0 - 12.0
	Corn(*)	5	6.6	6.0 - 7.0	11	5.2	3.0 - 7.0	5	6.9	3.2 - 20.0	-	-	-
	Purple eggplant	6	12.7	12.0 - 14.0	10	9.1	8.0 - 10.0	2	14.6	11.9 - 17.2	1	12.0	12.0 - 12.0
Fresh fruit	Cucumber	3	13.7	10.0 - 20.0	9	10.4	8.0 - 12.0	4	12.8	9.6 - 18.3	-	-	-
	Apple(*)	4	6.8	5.0 - 8.0	12	4.9	2.5 - 6.7	21	4.4	2.2 - 8.9	6	4.9	2.8 - 6.0
	Orange(*)	5	5.3	4.0 - 8.0	14	4.8	3.0 - 6.7	15	4.5	1.6 - 7.0	10	4.6	3.3 - 6.0
Egg	Chinese pear(*)	-	-	-	5	4.0	2.5 - 8.0	3	3.4	2.5 - 4.2	3	2.3	2.0 - 2.5
	Egg(*)	5	1.6	1.3 - 2.0	4	1.0	1.0 - 1.1	1	1.1	1.1 - 1.1	11	1.2	1.0 - 1.4
	Chopped pork and ham(*)	2	12.5	12.0 - 13.0	-	-	-	7	13.3	10.2 - 21.3	5	13.8	12.0 - 19.0
Canned food	Fried dace with salted black bean(*)	2	30.0	30.0 - 30.0	-	-	-	4	22.4	21.9 - 23.9	5	19.6	18.0 - 21.0
	Spiced pork cubes(*)	2	12.5	12.0 - 13.0	-	-	-	6	14.3	11.6 - 22.6	5	12.4	12.0 - 13.0

(*) Average price in HK\$/ each

Shui Wo Street Market

Food category	Food item	FEHD markets			Link markets			Supermarkets			Neighbourhood fresh food retail outlets		
		Freq.	Average price (HK\$/ catty unless otherwise stated)	Price range (HK\$/ catty unless otherwise stated)	Freq.	Average price (HK\$/ catty unless otherwise stated)	Price range (HK\$/ catty unless otherwise stated)	Freq.	Average price (HK\$/ catty unless otherwise stated)	Price range (HK\$/ catty unless otherwise stated)	Freq.	Average price (HK\$/ catty unless otherwise stated)	Price range (HK\$/ catty unless otherwise stated)
Pork	Fresh lean pork	7	48.6	44.0 - 60.0	14	43.7	40.0 - 52.0	-	-	-	4	42.5	40.0 - 44.0
	Fresh pork chop	7	56.6	48.0 - 68.0	14	49.0	42.0 - 56.0	-	-	-	4	52.5	44.0 - 60.0
	Fresh pork spare ribs	6	71.0	68.0 - 72.0	13	64.3	58.0 - 74.0	-	-	-	4	68.0	64.0 - 74.0
	Fresh pork shoulder blade	6	55.3	48.0 - 60.0	14	46.6	40.0 - 56.0	-	-	-	4	50.5	44.0 - 56.0
Beef	Fresh beef	2	96.0	96.0 - 96.0	2	128.0	128.0 - 128.0	-	-	-	1	106.0	106.0 - 106.0
	Fresh beef brisket	2	88.0	88.0 - 88.0	2	118.0	118.0 - 118.0	-	-	-	2	91.0	86.0 - 96.0
Poultry	Chilled chicken	-	-	-	11	34.1	28.6 - 42.1	4	32.6	22.7 - 42.9	1	26.2	26.2 - 26.2
Salt-water fish	Golden thread	7	67.7	33.7 - 96.0	13	55.2	24.0 - 72.0	-	-	-	4	44.8	35.2 - 56.0
	Bigeye	2	132.0	128.0 - 136.0	10	73.6	48.0 - 96.0	-	-	-	1	28.0	28.0 - 28.0
	Horsehead	7	66.4	32.5 - 80.0	11	48.4	30.3 - 56.0	-	-	-	2	33.6	32.0 - 35.2
	Yellow croaker	6	58.7	56.0 - 64.0	14	43.8	30.6 - 56.0	-	-	-	4	37.0	28.0 - 40.0
Fresh-water fish	Grass carp belly	5	44.8	40.0 - 48.0	9	37.2	24.0 - 46.0	-	-	-	2	39.0	36.0 - 42.0
	Fish head (Big Head)	4	49.5	48.0 - 54.0	6	46.0	40.0 - 52.0	-	-	-	2	43.0	40.0 - 46.0
	Crucian Carp	5	30.5	23.8 - 36.8	1	41.7	41.7 - 41.7	-	-	-	-	-	-
Fresh vegetables	Cabbage, white	18	10.4	8.0 - 14.0	22	10.1	8.0 - 15.0	-	-	-	2	8.5	8.0 - 9.0
	Cabbage, flowering	44	10.4	6.0 - 20.0	40	10.7	6.0 - 16.0	2	17.7	9.3 - 26.0	10	6.1	5.0 - 7.0
	Tomato	37	8.6	4.0 - 12.0	29	8.6	6.0 - 12.0	3	9.0	8.7 - 9.2	6	7.9	6.0 - 9.4
	Hairy gourd	24	7.7	4.0 - 12.0	28	7.7	5.0 - 11.0	-	-	-	4	6.5	6.0 - 7.0
	Chinese kale	16	10.7	8.0 - 14.0	10	11.6	9.0 - 14.0	-	-	-	-	-	-
	Potato	29	7.0	4.0 - 10.0	29	6.5	4.0 - 9.0	2	8.6	7.0 - 10.2	6	4.8	4.5 - 5.0
	Chinese lettuce	20	9.9	7.0 - 12.0	28	8.1	5.0 - 12.0	-	-	-	6	6.3	5.5 - 7.0
	Corn(*)	28	5.5	1.7 - 8.0	29	5.5	2.7 - 8.0	2	4.0	3.6 - 4.3	5	2.6	2.0 - 3.7
	Purple eggplant	21	9.4	6.0 - 12.0	22	8.7	5.8 - 14.0	-	-	-	4	6.5	6.0 - 7.0
Fresh fruit	Cucumber	12	9.2	6.0 - 14.0	20	8.8	7.0 - 14.0	1	5.8	5.8 - 5.8	5	7.6	6.0 - 9.0
	Apple(*)	4	3.5	2.5 - 4.0	20	3.8	2.5 - 5.5	23	4.5	2.2 - 9.9	9	3.0	2.0 - 4.3
	Orange(*)	6	3.8	2.5 - 5.0	22	3.2	1.7 - 6.0	14	4.5	3.2 - 7.0	7	3.3	2.0 - 3.7
	Chinese pear(*)	-	-	-	9	2.5	2.5 - 2.5	3	2.5	2.0 - 3.0	3	2.0	2.0 - 2.0
Egg	Egg(*)	3	1.4	1.2 - 1.6	12	1.2	1.1 - 1.4	6	1.1	0.9 - 1.3	3	1.4	0.8 - 2.6
Canned food	Chopped pork and ham(*)	-	-	-	8	11.3	11.0 - 12.0	6	11.9	10.2 - 12.9	3	11.3	11.0 - 11.8
	Fried dace with salted black bean(*)	-	-	-	8	18.6	18.0 - 20.0	5	20.7	11.9 - 23.9	3	18.6	18.0 - 19.8
	Spiced pork cubes(*)	-	-	-	6	12.2	12.0 - 13.0	7	14.1	11.6 - 22.5	2	11.0	11.0 - 11.0

(*) Average price in HK\$/ each

Hung Hum Market

Food category	Food item	FEHD markets			Link markets			Supermarkets			Neighbourhood fresh food retail outlets		
		Freq.	Average price (HK\$/ catty unless otherwise stated)	Price range (HK\$/ catty unless otherwise stated)	Freq.	Average price (HK\$/ catty unless otherwise stated)	Price range (HK\$/ catty unless otherwise stated)	Freq.	Average price (HK\$/ catty unless otherwise stated)	Price range (HK\$/ catty unless otherwise stated)	Freq.	Average price (HK\$/ catty unless otherwise stated)	Price range (HK\$/ catty unless otherwise stated)
Pork	Fresh lean pork	21	46.7	42.0 - 76.0	6	43.8	40.0 - 46.0	4	58.8	45.0 - 76.1	4	39.0	30.0 - 44.0
	Fresh pork chop	21	49.3	42.0 - 76.0	6	47.8	44.0 - 58.0	4	62.1	53.0 - 76.1	4	50.5	44.0 - 56.0
	Fresh pork spare ribs	21	66.9	48.0 - 86.0	6	62.3	56.0 - 68.0	4	70.1	64.0 - 76.1	4	56.0	50.0 - 64.0
	Fresh pork shoulder blade	21	50.6	44.0 - 76.0	6	45.7	44.0 - 48.0	4	63.1	53.0 - 73.5	3	43.3	38.0 - 50.0
Beef	Fresh beef	6	74.3	56.0 - 96.0	-	-	-	-	-	-	-	-	-
	Fresh beef brisket	6	81.2	75.0 - 98.0	-	-	-	-	-	-	-	-	-
Poultry	Chilled chicken	6	41.3	35.0 - 60.0	3	33.6	28.1 - 37.8	9	27.2	19.9 - 35.6	2	21.5	21.5 - 21.5
Salt-water fish	Golden thread	30	53.3	28.0 - 80.0	9	59.7	25.3 - 72.0	2	67.0	56.0 - 78.0	-	-	-
	Bigeye	11	93.1	48.0 - 128.0	-	-	-	-	-	-	-	-	-
	Horsehead	12	41.6	20.3 - 56.0	6	48.6	21.7 - 64.0	-	-	-	-	-	-
	Yellow croaker	14	57.8	36.0 - 76.8	8	57.0	48.0 - 72.0	1	78.0	78.0 - 78.0	-	-	-
Fresh-water fish	Grass carp belly	9	36.5	20.6 - 48.0	4	41.0	32.0 - 48.0	3	48.5	45.0 - 52.0	-	-	-
	Fish head (Big Head)	6	40.3	32.0 - 48.0	4	40.5	33.8 - 48.0	-	-	-	-	-	-
	Crucian Carp	1	22.4	22.4 - 22.4	1	28.0	28.0 - 28.0	1	40.0	40.0 - 40.0	-	-	-
Fresh vegetables	Cabbage, white	19	14.1	10.0 - 24.0	1	12.0	12.0 - 12.0	1	10.5	10.5 - 10.5	4	9.0	5.0 - 12.0
	Cabbage, flowering	44	13.7	8.0 - 24.0	12	11.8	9.0 - 16.0	5	11.2	6.5 - 16.5	17	8.1	6.0 - 14.0
	Tomato	39	10.6	8.0 - 32.0	11	9.1	8.0 - 10.0	6	12.7	8.7 - 19.9	14	9.1	5.0 - 12.0
	Hairy gourd	31	10.3	5.0 - 24.0	9	8.2	6.0 - 10.0	2	13.9	6.5 - 21.2	8	6.3	5.0 - 7.0
	Chinese kale	15	14.7	8.0 - 24.0	6	10.3	10.0 - 12.0	2	9.2	7.9 - 10.5	14	8.5	5.0 - 12.0
	Potato	35	8.7	5.0 - 14.0	12	7.5	6.0 - 8.0	3	9.2	6.2 - 14.5	13	6.7	3.0 - 13.3
	Chinese lettuce	24	12.1	7.0 - 18.0	7	9.7	7.0 - 12.0	3	20.5	16.5 - 22.5	15	7.0	5.5 - 8.0
	Corn(*)	22	6.4	5.0 - 8.0	8	4.7	3.3 - 5.0	4	6.5	3.3 - 15.0	8	3.7	2.0 - 5.0
	Purple eggplant	21	10.0	9.0 - 14.0	7	8.6	7.0 - 10.0	2	18.6	17.3 - 19.8	4	10.5	8.7 - 14.6
Fresh fruit	Cucumber	11	11.1	8.0 - 16.0	3	9.3	8.0 - 10.0	3	15.5	8.3 - 19.8	5	7.6	5.0 - 10.0
	Apple(*)	2	5.0	5.0 - 5.0	14	4.1	2.4 - 6.0	22	4.6	1.9 - 9.9	7	3.9	2.5 - 5.0
	Orange(*)	4	4.5	3.8 - 5.5	26	4.1	1.7 - 6.7	15	5.0	3.0 - 7.5	6	3.3	2.5 - 4.0
Egg	Chinese pear(*)	4	3.0	2.0 - 3.3	5	2.7	2.0 - 3.0	7	2.5	1.8 - 3.0	2	2.5	2.5 - 2.5
	Egg(*)	11	1.3	0.9 - 2.0	2	1.1	1.0 - 1.2	4	1.4	0.9 - 1.8	8	0.9	0.8 - 1.1
Canned food	Chopped pork and ham(*)	-	-	-	-	-	-	6	13.1	9.9 - 21.3	5	11.0	10.3 - 12.9
	Fried dace with salted black bean(*)	1	18.0	18.0 - 18.0	-	-	-	5	20.5	17.9 - 23.9	3	20.2	19.8 - 20.9
	Spiced pork cubes(*)	-	-	-	-	-	-	7	14.4	11.6 - 22.6	5	12.4	12.0 - 12.9

(*) Average price in HK\$/ each

Kowloon City Market

Food category	Food item	FEHD markets			Link markets			Supermarkets			Neighbourhood fresh food retail outlets		
		Freq.	Average price (HK\$/ catty unless otherwise stated)	Price range (HK\$/ catty unless otherwise stated)	Freq.	Average price (HK\$/ catty unless otherwise stated)	Price range (HK\$/ catty unless otherwise stated)	Freq.	Average price (HK\$/ catty unless otherwise stated)	Price range (HK\$/ catty unless otherwise stated)	Freq.	Average price (HK\$/ catty unless otherwise stated)	Price range (HK\$/ catty unless otherwise stated)
Pork	Fresh lean pork	17	52.6	45.0 - 58.0	11	41.2	36.0 - 48.0	1	45.0	45.0 - 45.0	8	45.8	42.0 - 52.0
	Fresh pork chop	17	54.8	45.0 - 64.0	11	43.3	40.0 - 48.0	1	50.0	50.0 - 50.0	8	48.3	42.0 - 52.0
	Fresh pork spare ribs	18	70.8	68.0 - 78.0	11	68.4	64.0 - 72.0	1	64.0	64.0 - 64.0	9	57.1	42.0 - 66.0
	Fresh pork shoulder blade	19	53.2	45.0 - 68.0	11	51.0	43.0 - 60.0	1	54.0	54.0 - 54.0	7	58.3	52.0 - 64.0
Beef	Fresh beef	1	88.0	88.0 - 88.0	2	88.0	88.0 - 88.0	-	-	-	2	99.0	98.0 - 100.0
	Fresh beef brisket	1	68.0	68.0 - 68.0	2	74.0	72.0 - 76.0	-	-	-	2	90.0	90.0 - 90.0
Poultry	Chilled chicken	13	34.0	24.3 - 48.6	-	-	-	5	23.8	21.4 - 25.9	2	14.0	14.0 - 14.0
Salt-water fish	Golden thread	13	60.9	29.5 - 80.0	6	73.3	64.0 - 80.0	-	-	-	-	-	-
	Bigeye	3	121.0	110.0 - 128.0	1	64.0	64.0 - 64.0	-	-	-	-	-	-
	Horsehead	3	53.5	32.5 - 72.0	5	57.6	48.0 - 80.0	-	-	-	-	-	-
	Yellow croaker	20	49.2	16.0 - 64.0	8	58.4	35.2 - 80.0	-	-	-	-	-	-
Fresh-water fish	Grass carp belly	8	47.8	36.0 - 58.0	7	36.9	36.0 - 38.0	-	-	-	-	-	-
	Fish head (Big Head)	6	46.3	38.0 - 48.0	9	48.0	40.0 - 56.0	-	-	-	-	-	-
	Crucian Carp	3	30.7	28.0 - 36.0	6	30.9	28.0 - 36.0	-	-	-	-	-	-
Fresh vegetables	Cabbage, white	7	10.6	6.0 - 14.0	3	8.7	8.0 - 10.0	-	-	-	2	7.5	7.0 - 8.0
	Cabbage, flowering	42	12.5	8.0 - 20.0	28	11.7	6.0 - 37.3	1	16.0	16.0 - 16.0	10	7.0	5.0 - 9.0
	Tomato	51	10.8	6.0 - 28.0	26	10.1	8.0 - 18.7	2	10.3	8.7 - 11.9	5	9.6	8.0 - 12.0
	Hairy gourd	28	10.1	6.0 - 12.0	17	7.9	7.0 - 10.0	1	6.5	6.5 - 6.5	4	7.8	6.0 - 10.0
	Chinese kale	18	13.2	10.0 - 16.0	13	12.3	7.5 - 24.0	-	-	-	9	8.1	5.0 - 10.0
	Potato	41	9.1	2.0 - 20.0	22	7.4	5.0 - 13.3	4	10.3	9.7 - 11.0	7	5.8	4.0 - 10.5
	Chinese lettuce	15	11.2	8.0 - 14.0	16	11.7	8.0 - 37.3	1	24.0	24.0 - 24.0	11	9.3	6.5 - 15.0
	Corn(*)	32	6.7	3.0 - 10.0	23	5.5	3.0 - 11.0	1	4.3	4.3 - 4.3	6	4.1	2.5 - 5.0
	Purple eggplant	16	11.4	8.0 - 15.0	14	10.4	7.0 - 37.3	1	18.8	18.8 - 18.8	6	7.0	6.0 - 8.0
Fresh fruit	Cucumber	5	11.2	10.0 - 12.0	6	15.4	10.0 - 26.7	2	14.4	10.5 - 18.3	2	11.0	6.0 - 16.0
	Apple(*)	20	5.1	3.3 - 8.0	22	4.4	2.5 - 6.0	10	5.0	3.0 - 8.9	4	4.2	2.0 - 6.3
	Orange(*)	29	5.6	2.5 - 8.3	22	4.5	2.4 - 7.5	11	4.9	2.4 - 7.7	7	3.9	3.0 - 5.0
Egg	Chinese pear(*)	5	3.2	2.5 - 5.0	3	2.7	2.5 - 3.0	5	3.0	2.0 - 4.2	1	2.0	2.0 - 2.0
	Egg(*)	10	1.2	0.9 - 1.4	12	1.2	1.0 - 1.5	5	1.3	0.9 - 2.1	6	0.9	0.8 - 1.0
Canned food	Chopped pork and ham(*)	3	11.3	11.0 - 12.0	2	13.0	13.0 - 13.0	4	12.4	11.9 - 12.9	6	11.4	10.3 - 13.0
	Fried dace with salted black bean(*)	3	19.7	19.0 - 20.0	5	20.0	18.0 - 23.0	5	21.2	16.6 - 23.9	4	21.5	19.0 - 23.9
	Spiced pork cubes(*)	1	13.0	13.0 - 13.0	1	11.0	11.0 - 11.0	4	15.3	12.5 - 22.6	4	12.6	12.0 - 13.0

(*) Average price in HK\$/ each

Ngau Chi Wan Market

Food category	Food item	FEHD markets			Link markets			Supermarkets			Neighbourhood fresh food retail outlets		
		Freq.	Average price (HK\$/ catty unless otherwise stated)	Price range (HK\$/ catty unless otherwise stated)	Freq.	Average price (HK\$/ catty unless otherwise stated)	Price range (HK\$/ catty unless otherwise stated)	Freq.	Average price (HK\$/ catty unless otherwise stated)	Price range (HK\$/ catty unless otherwise stated)	Freq.	Average price (HK\$/ catty unless otherwise stated)	Price range (HK\$/ catty unless otherwise stated)
Pork	Fresh lean pork	10	49.2	44.0 - 60.0	8	44.3	42.0 - 48.0	3	47.9	46.0 - 51.6	2	48.0	48.0 - 48.0
	Fresh pork chop	10	51.8	44.0 - 60.0	5	48.8	44.0 - 62.0	2	59.4	52.9 - 65.8	2	52.0	50.0 - 54.0
	Fresh pork spare ribs	9	63.6	44.0 - 78.0	7	59.4	48.0 - 68.0	2	64.0	64.0 - 64.0	2	68.0	68.0 - 68.0
	Fresh pork shoulder blade	10	53.3	46.0 - 72.0	7	56.3	44.0 - 68.0	1	54.0	54.0 - 54.0	2	48.0	48.0 - 48.0
Beef	Fresh beef	2	96.0	96.0 - 96.0	-	-	-	-	-	-	-	-	-
	Fresh beef brisket	2	76.0	76.0 - 76.0	-	-	-	-	-	-	-	-	-
Poultry	Chilled chicken	4	43.3	31.2 - 52.0	7	37.2	26.0 - 47.2	14	26.6	17.7 - 42.9	-	-	-
Salt-water fish	Golden thread	19	53.5	20.0 - 80.0	3	56.0	48.0 - 64.0	-	-	-	-	-	-
	Bigeye	3	98.7	56.0 - 128.0	-	-	-	-	-	-	-	-	-
	Horsehead	10	50.6	19.5 - 128.0	1	21.7	21.7 - 21.7	-	-	-	-	-	-
	Yellow croaker	11	50.2	48.0 - 56.0	3	66.7	56.0 - 80.0	1	72.5	72.5 - 72.5	-	-	-
Fresh-water fish	Grass carp belly	13	39.3	20.6 - 56.0	2	30.0	28.0 - 32.0	1	41.1	41.1 - 41.1	-	-	-
	Fish head (Big Head)	8	55.3	48.0 - 64.0	3	49.3	48.0 - 52.0	-	-	-	-	-	-
	Crucian Carp	9	30.1	25.0 - 38.7	2	31.7	30.0 - 33.3	-	-	-	-	-	-
Fresh vegetables	Cabbage, white	6	9.7	7.0 - 16.0	1	14.0	14.0 - 14.0	-	-	-	7	8.1	5.0 - 10.0
	Cabbage, flowering	26	12.5	7.0 - 20.0	17	11.4	8.0 - 16.0	2	13.1	10.4 - 15.9	12	8.3	6.0 - 12.0
	Tomato	29	10.1	4.7 - 16.0	13	9.9	7.0 - 16.0	2	7.7	6.9 - 8.6	5	7.1	6.0 - 8.0
	Hairy gourd	16	8.8	6.0 - 12.0	5	8.4	8.0 - 10.0	2	7.0	6.5 - 7.5	8	7.2	5.0 - 10.0
	Chinese kale	10	10.2	7.0 - 14.0	2	15.0	14.0 - 16.0	1	12.1	12.1 - 12.1	4	9.9	7.5 - 12.0
	Potato	19	7.6	5.0 - 10.0	12	7.7	6.0 - 13.3	3	6.5	6.1 - 7.3	6	5.5	5.0 - 6.0
	Chinese lettuce	10	11.0	8.0 - 16.0	8	8.9	8.0 - 10.0	1	24.0	24.0 - 24.0	5	8.3	7.5 - 9.0
	Corn(*)	11	6.0	4.0 - 8.0	14	5.7	4.3 - 8.0	1	3.6	3.6 - 3.6	6	3.5	2.5 - 4.5
	Purple eggplant	10	9.7	7.0 - 14.0	5	9.2	8.0 - 12.0	2	9.2	9.2 - 9.2	9	8.3	7.0 - 12.0
Fresh fruit	Cucumber	4	8.8	6.0 - 12.0	2	9.0	8.0 - 10.0	2	9.4	9.2 - 9.6	7	6.7	6.0 - 8.1
	Apple(*)	21	5.6	4.0 - 6.7	6	5.0	3.8 - 6.3	18	4.0	2.4 - 5.9	3	3.2	2.0 - 5.0
	Orange(*)	27	5.4	2.5 - 8.0	7	5.0	4.0 - 6.7	14	4.4	2.7 - 7.0	4	4.5	3.0 - 5.0
	Chinese pear(*)	2	3.3	2.5 - 4.0	3	2.3	2.0 - 2.5	4	2.6	2.4 - 3.0	-	-	-
Egg	Egg(*)	19	1.2	0.8 - 1.6	1	1.1	1.1 - 1.1	7	1.2	0.9 - 1.7	2	1.6	1.6 - 1.6
Canned food	Chopped pork and ham(*)	4	10.8	10.0 - 11.0	-	-	-	8	12.9	10.2 - 21.3	4	11.3	11.0 - 11.5
	Fried dace with salted black bean(*)	2	20.0	20.0 - 20.0	2	20.0	20.0 - 20.0	5	21.5	20.0 - 21.9	-	-	-
	Spiced pork cubes(*)	2	13.0	13.0 - 13.0	-	-	-	8	14.9	11.6 - 22.6	2	11.0	11.0 - 11.0

(*) Average price in HK\$/ each

Tai Kok Tsui Market

Food category	Food item	FEHD markets			Link markets			Supermarkets			Neighbourhood fresh food retail outlets		
		Freq.	Average price (HK\$/ catty unless otherwise stated)	Price range (HK\$/ catty unless otherwise stated)	Freq.	Average price (HK\$/ catty unless otherwise stated)	Price range (HK\$/ catty unless otherwise stated)	Freq.	Average price (HK\$/ catty unless otherwise stated)	Price range (HK\$/ catty unless otherwise stated)	Freq.	Average price (HK\$/ catty unless otherwise stated)	Price range (HK\$/ catty unless otherwise stated)
Pork	Fresh lean pork	11	44.0	40.0 - 48.0	-	-	-	4	47.3	45.0 - 54.0	2	47.0	46.0 - 48.0
	Fresh pork chop	11	46.9	44.0 - 52.0	-	-	-	4	53.3	53.0 - 54.0	2	52.0	52.0 - 52.0
	Fresh pork spare ribs	11	56.9	56.0 - 58.0	-	-	-	4	64.0	64.0 - 64.0	2	63.0	58.0 - 68.0
	Fresh pork shoulder blade	11	46.3	42.0 - 52.0	-	-	-	4	54.0	54.0 - 54.0	2	45.0	42.0 - 48.0
Beef	Fresh beef	2	98.0	98.0 - 98.0	-	-	-	-	-	-	-	-	-
	Fresh beef brisket	-	-	-	-	-	-	-	-	-	-	-	-
Poultry	Chilled chicken	7	33.1	27.2 - 41.5	-	-	-	10	29.4	22.7 - 44.4	2	18.7	14.0 - 23.5
Salt-water fish	Golden thread	4	66.0	64.0 - 72.0	-	-	-	-	-	-	3	68.1	56.2 - 84.3
	Bigeye	2	88.0	72.0 - 104.0	-	-	-	-	-	-	2	96.0	96.0 - 96.0
	Horsehead	6	43.7	22.9 - 56.0	-	-	-	-	-	-	-	-	-
	Yellow croaker	4	54.0	48.0 - 72.0	-	-	-	-	-	-	3	55.2	40.0 - 65.6
Fresh-water fish	Grass carp belly	5	36.4	30.0 - 45.0	-	-	-	-	-	-	-	-	-
	Fish head (Big Head)	5	41.0	40.0 - 45.0	-	-	-	-	-	-	-	-	-
	Crucian Carp	3	26.0	24.0 - 30.0	-	-	-	-	-	-	-	-	-
Fresh vegetables	Cabbage, white	12	11.1	10.0 - 12.0	-	-	-	-	-	-	2	7.5	7.0 - 8.0
	Cabbage, flowering	26	11.4	8.0 - 20.0	-	-	-	5	10.5	6.5 - 23.8	12	7.0	5.0 - 9.0
	Tomato	22	11.1	8.0 - 16.0	-	-	-	5	11.1	9.2 - 13.3	10	7.5	5.0 - 12.0
	Hairy gourd	20	9.2	8.0 - 12.0	-	-	-	5	9.9	5.2 - 15.7	12	5.6	4.0 - 7.0
	Chinese kale	16	11.5	8.0 - 14.0	-	-	-	2	9.2	9.2 - 9.2	4	6.0	5.0 - 7.0
	Potato	17	8.7	8.0 - 10.0	-	-	-	1	7.0	7.0 - 7.0	6	5.9	4.0 - 12.0
	Chinese lettuce	14	11.1	9.0 - 20.0	-	-	-	3	11.7	7.9 - 19.4	12	7.4	6.5 - 8.0
	Corn(*)	20	5.9	3.5 - 7.0	-	-	-	2	3.5	3.3 - 3.6	1	2.5	2.5 - 2.5
	Purple eggplant	13	10.5	8.0 - 14.0	-	-	-	3	13.9	9.2 - 16.2	11	8.2	6.0 - 11.7
	Cucumber	9	10.9	10.0 - 14.0	-	-	-	3	12.5	8.3 - 14.5	3	6.3	5.2 - 8.0
Fresh fruit	Apple(*)	21	4.2	2.5 - 8.0	-	-	-	32	4.2	2.7 - 5.9	6	5.1	4.0 - 6.7
	Orange(*)	25	4.5	2.5 - 8.0	-	-	-	17	4.0	2.5 - 6.2	6	5.2	3.8 - 7.3
	Chinese pear(*)	6	2.6	2.5 - 3.3	-	-	-	12	2.6	1.8 - 3.0	2	1.8	1.7 - 2.0
Egg	Egg(*)	14	1.2	1.0 - 1.3	-	-	-	4	1.2	0.9 - 1.4	2	0.8	0.8 - 0.8
Canned food	Chopped pork and ham(*)	1	10.0	10.0 - 10.0	-	-	-	6	13.1	9.9 - 21.3	6	11.5	10.3 - 12.9
	Fried dace with salted black bean(*)	6	19.2	19.0 - 20.0	-	-	-	4	22.9	21.9 - 23.9	4	21.2	20.0 - 23.9
	Spiced pork cubes(*)	-	-	-	-	-	-	13	14.3	11.6 - 22.6	6	12.5	12.0 - 12.9

(*) Average price in HK\$/ each

Pei Ho Street Market

Food category	Food item	FEHD markets			Link markets			Supermarkets			Neighbourhood fresh food retail outlets		
		Freq.	Average price (HK\$/ catty unless otherwise stated)	Price range (HK\$/ catty unless otherwise stated)	Freq.	Average price (HK\$/ catty unless otherwise stated)	Price range (HK\$/ catty unless otherwise stated)	Freq.	Average price (HK\$/ catty unless otherwise stated)	Price range (HK\$/ catty unless otherwise stated)	Freq.	Average price (HK\$/ catty unless otherwise stated)	Price range (HK\$/ catty unless otherwise stated)
Pork	Fresh lean pork	12	38.8	36.0 - 40.0	-	-	-	1	46.0	46.0 - 46.0	4	33.8	25.0 - 42.0
	Fresh pork chop	12	49.8	38.0 - 58.0	-	-	-	1	50.9	50.9 - 50.9	4	42.0	40.0 - 46.0
	Fresh pork spare ribs	12	58.3	48.0 - 64.0	-	-	-	-	-	-	4	49.5	48.0 - 52.0
	Fresh pork shoulder blade	12	50.3	38.0 - 62.0	-	-	-	-	-	-	4	39.5	34.0 - 44.0
Beef	Fresh beef	1	94.0	94.0 - 94.0	-	-	-	-	-	-	2	107.7	98.0 - 117.3
	Fresh beef brisket	1	88.0	88.0 - 88.0	-	-	-	-	-	-	2	101.7	86.0 - 117.3
Poultry	Chilled chicken	21	32.0	20.0 - 52.0	-	-	-	5	23.9	21.4 - 25.9	3	21.9	15.1 - 28.3
Salt-water fish	Golden thread	26	54.8	40.0 - 72.0	-	-	-	-	-	-	-	-	-
	Bigeye	4	98.0	72.0 - 112.0	-	-	-	-	-	-	-	-	-
	Horsehead	7	54.9	32.0 - 72.0	-	-	-	-	-	-	-	-	-
	Yellow croaker	23	43.4	26.7 - 56.0	-	-	-	-	-	-	-	-	-
Fresh-water fish	Grass carp belly	17	37.5	29.7 - 48.0	-	-	-	-	-	-	3	40.4	40.0 - 41.1
	Fish head (Big Head)	11	48.0	21.5 - 56.0	-	-	-	-	-	-	2	45.3	40.0 - 50.5
	Crucian Carp	8	29.2	19.2 - 36.8	-	-	-	-	-	-	3	35.6	26.8 - 40.0
Fresh vegetables	Cabbage, white	40	9.2	5.0 - 16.0	-	-	-	-	-	-	5	7.9	6.0 - 10.0
	Cabbage, flowering	74	11.1	5.0 - 22.0	-	-	-	1	26.0	26.0 - 26.0	17	6.6	5.0 - 12.0
	Tomato	55	9.5	5.0 - 17.0	-	-	-	1	9.2	9.2 - 9.2	7	9.0	6.0 - 12.0
	Hairy gourd	38	8.5	3.5 - 16.0	-	-	-	-	-	-	3	5.3	5.0 - 6.0
	Chinese kale	11	8.2	5.0 - 12.0	-	-	-	-	-	-	-	-	-
	Potato	41	7.1	5.0 - 10.0	-	-	-	1	6.1	6.1 - 6.1	3	4.7	4.0 - 5.0
	Chinese lettuce	45	10.0	6.0 - 18.0	-	-	-	1	22.0	22.0 - 22.0	6	6.9	6.0 - 8.0
	Corn(*)	26	5.1	2.0 - 8.0	-	-	-	1	4.3	4.3 - 4.3	5	2.6	2.0 - 3.3
	Purple eggplant	24	9.2	4.0 - 14.0	-	-	-	1	19.5	19.5 - 19.5	3	6.3	6.0 - 7.0
Fresh fruit	Cucumber	15	9.3	5.0 - 16.0	-	-	-	-	-	-	4	6.8	6.0 - 8.1
	Apple(*)	13	4.9	2.8 - 10.0	-	-	-	23	4.8	2.4 - 9.9	4	3.6	2.0 - 5.0
	Orange(*)	26	3.6	2.0 - 6.0	-	-	-	14	4.5	2.4 - 8.0	5	4.3	3.7 - 5.0
Egg	Chinese pear(*)	7	2.6	2.5 - 3.0	-	-	-	7	3.7	2.0 - 5.3	3	2.2	2.0 - 2.5
	Egg(*)	12	1.2	1.0 - 2.0	-	-	-	6	1.1	0.9 - 1.3	10	0.9	0.8 - 1.0
Canned food	Chopped pork and ham(*)	2	11.0	10.0 - 12.0	-	-	-	8	11.8	9.9 - 12.9	8	11.5	10.3 - 13.0
	Fried dace with salted black bean(*)	2	18.0	18.0 - 18.0	-	-	-	3	21.9	21.9 - 21.9	5	19.9	18.0 - 21.5
	Spiced pork cubes(*)	1	12.0	12.0 - 12.0	-	-	-	7	14.1	11.6 - 22.6	5	11.0	10.5 - 12.0

(*) Average price in HK\$/ each

Yau Ma Tei Market

Food category	Food item	FEHD markets			Link markets			Supermarkets			Neighbourhood fresh food retail outlets		
		Freq.	Average price (HK\$/ catty unless otherwise stated)	Price range (HK\$/ catty unless otherwise stated)	Freq.	Average price (HK\$/ catty unless otherwise stated)	Price range (HK\$/ catty unless otherwise stated)	Freq.	Average price (HK\$/ catty unless otherwise stated)	Price range (HK\$/ catty unless otherwise stated)	Freq.	Average price (HK\$/ catty unless otherwise stated)	Price range (HK\$/ catty unless otherwise stated)
Pork	Fresh lean pork	-	-	-	-	-	-	10	59.3	44.9 - 78.6	4	44.3	40.0 - 46.0
	Fresh pork chop	-	-	-	-	-	-	8	60.9	50.0 - 73.5	4	47.5	46.0 - 48.0
	Fresh pork spare ribs	-	-	-	-	-	-	7	71.5	64.0 - 78.6	4	64.0	60.0 - 68.0
	Fresh pork shoulder blade	-	-	-	-	-	-	7	63.0	54.0 - 73.5	4	48.0	48.0 - 48.0
Beef	Fresh beef	-	-	-	-	-	-	1	130.0	130.0 - 130.0	-	-	-
	Fresh beef brisket	-	-	-	-	-	-	1	103.3	103.3 - 103.3	-	-	-
Poultry	Chilled chicken	-	-	-	-	-	-	10	39.7	19.9 - 74.9	4	23.7	17.5 - 27.5
Salt-water fish	Golden thread	20	47.8	20.0 - 64.0	-	-	-	2	78.0	78.0 - 78.0	-	-	-
	Bigeye	7	62.3	32.0 - 120.0	-	-	-	2	98.0	98.0 - 98.0	-	-	-
	Horsehead	11	42.1	19.5 - 64.0	-	-	-	-	-	-	-	-	-
	Yellow croaker	23	44.4	26.0 - 64.0	-	-	-	2	68.0	68.0 - 68.0	-	-	-
Fresh-water fish	Grass carp belly	3	49.3	46.0 - 54.0	-	-	-	2	40.8	40.8 - 40.8	2	42.0	38.0 - 46.0
	Fish head (Big Head)	3	56.0	56.0 - 56.0	-	-	-	2	64.0	64.0 - 64.0	3	38.6	30.8 - 45.0
	Crucian Carp	3	27.3	26.0 - 28.0	-	-	-	2	40.0	40.0 - 40.0	2	29.8	29.8 - 29.8
Fresh vegetables	Cabbage, white	14	10.9	8.0 - 20.0	-	-	-	-	-	-	-	-	-
	Cabbage, flowering	17	12.2	9.0 - 20.0	-	-	-	4	22.5	15.1 - 34.5	8	8.8	6.0 - 12.0
	Tomato	10	8.7	8.0 - 12.0	-	-	-	2	14.7	10.8 - 18.5	12	8.0	4.0 - 12.0
	Hairy gourd	15	8.5	5.1 - 10.0	-	-	-	1	26.5	26.5 - 26.5	3	5.0	4.0 - 7.0
	Chinese kale	9	10.8	10.0 - 14.0	-	-	-	1	31.9	31.9 - 31.9	2	7.5	6.0 - 9.0
	Potato	8	8.1	7.0 - 10.0	-	-	-	4	11.6	7.0 - 15.9	10	5.6	4.0 - 7.0
	Chinese lettuce	10	8.7	8.0 - 9.0	-	-	-	3	26.8	18.1 - 31.9	4	8.3	8.0 - 9.0
	Corn(*)	1	6.0	6.0 - 6.0	-	-	-	5	6.9	2.3 - 10.0	4	2.6	2.0 - 3.3
	Purple eggplant	5	10.2	8.0 - 16.0	-	-	-	3	23.0	15.8 - 26.5	2	7.5	7.0 - 8.0
Fresh fruit	Cucumber	-	-	-	-	-	-	3	17.2	8.7 - 22.5	-	-	-
	Apple(*)	-	-	-	-	-	-	27	5.3	3.0 - 9.9	-	-	-
	Orange(*)	3	5.0	4.0 - 6.0	-	-	-	19	4.5	2.4 - 7.7	-	-	-
Egg	Chinese pear(*)	-	-	-	-	-	-	5	2.5	2.0 - 3.0	-	-	-
	Egg(*)	2	1.7	1.7 - 1.7	-	-	-	4	1.9	1.7 - 2.2	2	0.9	0.8 - 0.9
	Chopped pork and ham(*)	-	-	-	-	-	-	4	12.3	11.5 - 12.9	2	10.9	10.9 - 10.9
Canned food	Fried dace with salted black bean(*)	-	-	-	-	-	-	4	19.4	15.9 - 21.9	2	19.9	18.9 - 20.9
	Spiced pork cubes(*)	-	-	-	-	-	-	7	12.5	11.6 - 13.5	-	-	-

(*) Average price in HK\$/ each

North Kwai Chung Market

Food category	Food item	FEHD markets			Link markets			Supermarkets			Neighbourhood fresh food retail outlets		
		Freq.	Average price (HK\$/ catty unless otherwise stated)	Price range (HK\$/ catty unless otherwise stated)	Freq.	Average price (HK\$/ catty unless otherwise stated)	Price range (HK\$/ catty unless otherwise stated)	Freq.	Average price (HK\$/ catty unless otherwise stated)	Price range (HK\$/ catty unless otherwise stated)	Freq.	Average price (HK\$/ catty unless otherwise stated)	Price range (HK\$/ catty unless otherwise stated)
Pork	Fresh lean pork	6	47.3	44.0 - 50.0	16	46.5	46.0 - 48.0	3	47.8	46.0 - 51.5	6	43.0	40.0 - 48.0
	Fresh pork chop	6	51.5	46.0 - 55.0	15	52.5	48.0 - 55.0	5	54.6	50.9 - 62.9	6	53.7	44.0 - 62.0
	Fresh pork spare ribs	6	69.7	62.0 - 76.0	16	63.1	58.0 - 70.0	3	69.8	64.0 - 78.6	6	65.0	60.0 - 72.0
	Fresh pork shoulder blade	6	48.0	46.0 - 50.0	16	46.9	46.0 - 48.0	3	57.9	54.0 - 65.8	6	54.3	44.0 - 70.0
Beef	Fresh beef	2	96.0	96.0 - 96.0	5	70.8	68.0 - 75.0	-	-	-	-	-	-
	Fresh beef brisket	1	88.0	88.0 - 88.0	4	54.0	48.0 - 58.0	-	-	-	-	-	-
Poultry	Chilled chicken	5	31.0	24.0 - 38.7	9	33.1	26.5 - 39.4	6	28.3	22.7 - 40.5	2	25.7	24.2 - 27.2
Salt-water fish	Golden thread	13	53.5	28.0 - 72.0	10	58.4	32.0 - 80.0	-	-	-	-	-	-
	Bigeye	3	50.7	40.0 - 64.0	2	76.0	56.0 - 96.0	-	-	-	-	-	-
	Horsehead	4	45.0	28.0 - 56.0	3	45.3	32.0 - 56.0	-	-	-	-	-	-
	Yellow croaker	10	53.7	32.8 - 72.0	6	58.7	56.0 - 72.0	-	-	-	-	-	-
Fresh-water fish	Grass carp belly	9	32.4	28.0 - 36.0	8	40.1	20.6 - 50.0	1	41.1	41.1 - 41.1	-	-	-
	Fish head (Big Head)	6	41.3	40.0 - 48.0	5	48.0	48.0 - 48.0	-	-	-	-	-	-
	Crucian Carp	9	34.1	25.0 - 41.7	3	25.8	23.8 - 29.8	-	-	-	-	-	-
Fresh vegetables	Cabbage, white	8	10.1	7.5 - 13.0	17	9.8	8.0 - 12.0	1	21.2	21.2 - 21.2	3	8.5	7.5 - 10.0
	Cabbage, flowering	23	10.8	7.5 - 14.0	37	10.1	5.0 - 17.0	7	19.3	8.7 - 26.0	13	7.3	5.0 - 10.0
	Tomato	18	9.9	6.0 - 20.0	31	8.9	5.9 - 12.0	5	12.0	9.2 - 15.9	8	8.1	6.0 - 12.0
	Hairy gourd	14	8.5	7.0 - 10.0	19	7.6	5.0 - 10.0	2	9.9	6.5 - 13.2	6	6.5	5.0 - 7.0
	Chinese kale	3	9.7	9.0 - 10.0	11	10.4	7.5 - 13.3	1	18.5	18.5 - 18.5	3	7.0	6.0 - 8.0
	Potato	14	8.7	7.0 - 16.0	25	7.1	5.2 - 10.0	4	11.6	7.0 - 16.9	9	5.9	4.0 - 8.0
	Chinese lettuce	10	9.5	8.0 - 12.0	21	8.4	6.5 - 10.0	1	17.2	17.2 - 17.2	5	8.3	6.5 - 10.0
	Corn(*)	9	5.2	3.3 - 6.0	23	5.3	2.5 - 7.0	4	3.6	3.3 - 4.3	6	2.7	2.0 - 3.3
	Purple eggplant	7	9.6	7.3 - 12.0	6	9.0	8.0 - 14.0	1	15.8	15.8 - 15.8	2	5.5	5.0 - 6.0
Fresh fruit	Cucumber	5	11.2	10.0 - 12.0	8	10.6	7.7 - 12.0	1	18.3	18.3 - 18.3	3	5.7	5.0 - 7.0
	Apple(*)	10	4.5	3.0 - 6.7	22	4.5	2.5 - 7.5	19	4.4	2.6 - 9.0	6	3.6	2.5 - 5.0
	Orange(*)	17	4.1	2.0 - 6.0	26	4.9	2.5 - 7.3	15	4.1	2.4 - 7.0	5	4.1	2.5 - 5.5
	Chinese pear(*)	2	2.3	2.0 - 2.5	5	2.9	2.5 - 3.3	4	2.3	1.8 - 3.0	5	2.0	1.7 - 3.3
Egg	Egg(*)	16	1.0	0.7 - 1.5	12	1.1	1.0 - 1.3	7	1.3	0.9 - 1.7	4	1.0	0.8 - 1.2
Canned food	Chopped pork and ham(*)	-	-	-	3	12.0	12.0 - 12.0	6	12.9	9.9 - 21.3	4	10.9	9.9 - 11.9
	Fried dace with salted black bean(*)	-	-	-	3	18.7	18.0 - 19.0	4	22.2	18.9 - 23.9	3	20.9	18.9 - 23.9
	Spiced pork cubes(*)	-	-	-	1	14.0	14.0 - 14.0	5	12.1	11.6 - 12.5	4	12.3	10.9 - 12.9

(*) Average price in HK\$/ each

Tsing Yi Market

Food category	Food item	FEHD markets			Link markets			Supermarkets			Neighbourhood fresh food retail outlets		
		Freq.	Average price (HK\$/ catty unless otherwise stated)	Price range (HK\$/ catty unless otherwise stated)	Freq.	Average price (HK\$/ catty unless otherwise stated)	Price range (HK\$/ catty unless otherwise stated)	Freq.	Average price (HK\$/ catty unless otherwise stated)	Price range (HK\$/ catty unless otherwise stated)	Freq.	Average price (HK\$/ catty unless otherwise stated)	Price range (HK\$/ catty unless otherwise stated)
Pork	Fresh lean pork	7	40.9	34.0 - 48.0	3	46.0	44.0 - 48.0	4	47.7	45.0 - 56.0	4	43.5	42.0 - 48.0
	Fresh pork chop	7	48.9	46.0 - 54.0	3	64.7	64.0 - 66.0	3	51.8	51.0 - 53.3	4	46.8	45.0 - 52.0
	Fresh pork spare ribs	7	54.9	46.0 - 68.0	3	67.3	66.0 - 68.0	4	61.3	53.3 - 64.0	4	56.0	46.0 - 66.0
	Fresh pork shoulder blade	7	50.3	46.0 - 60.0	3	51.3	50.0 - 52.0	3	53.8	53.3 - 54.0	2	46.0	45.0 - 47.0
Beef	Fresh beef	3	98.0	98.0 - 98.0	-	-	-	-	-	-	-	-	-
	Fresh beef brisket	3	86.0	78.0 - 92.0	-	-	-	-	-	-	1	100.0	100.0 - 100.0
Poultry	Chilled chicken	11	31.3	24.3 - 45.4	-	-	-	9	27.6	18.4 - 46.4	6	39.0	27.0 - 45.9
Salt-water fish	Golden thread	14	44.3	32.0 - 56.0	1	64.0	64.0 - 64.0	3	74.0	56.0 - 88.0	4	68.0	64.0 - 72.0
	Bigeye	9	68.4	32.0 - 96.0	-	-	-	-	-	-	2	44.0	40.0 - 48.0
	Horsehead	4	54.0	48.0 - 64.0	1	48.0	48.0 - 48.0	-	-	-	2	52.0	48.0 - 56.0
	Yellow croaker	5	51.2	48.0 - 56.0	1	48.0	48.0 - 48.0	4	63.1	48.0 - 68.8	4	52.0	48.0 - 56.0
Fresh-water fish	Grass carp belly	4	34.7	30.9 - 38.0	2	38.0	38.0 - 38.0	3	40.0	38.0 - 41.9	2	28.8	26.7 - 30.9
	Fish head (Big Head)	2	48.0	48.0 - 48.0	2	48.0	48.0 - 48.0	2	46.0	40.0 - 52.0	-	-	-
	Crucian Carp	3	31.3	26.8 - 37.3	2	16.3	12.5 - 20.0	-	-	-	-	-	-
Fresh vegetables	Cabbage, white	9	11.1	9.0 - 14.0	6	9.1	7.0 - 14.0	1	29.0	29.0 - 29.0	7	8.3	7.0 - 10.0
	Cabbage, flowering	14	12.0	10.0 - 14.0	20	8.6	5.0 - 14.0	10	17.2	6.5 - 26.0	7	7.7	7.0 - 8.0
	Tomato	17	9.6	6.0 - 12.0	11	8.6	7.0 - 14.0	7	11.6	7.9 - 14.5	6	7.8	6.0 - 11.0
	Hairy gourd	13	9.2	8.0 - 12.0	9	7.6	6.0 - 12.0	4	9.3	6.5 - 12.1	4	6.5	6.0 - 7.0
	Chinese kale	2	14.0	14.0 - 14.0	11	8.4	6.0 - 10.0	3	10.7	7.9 - 12.1	1	10.0	10.0 - 10.0
	Potato	11	8.1	7.0 - 10.0	16	5.9	3.0 - 10.0	13	10.6	7.0 - 16.9	7	6.1	6.0 - 7.0
	Chinese lettuce	13	10.2	8.0 - 12.0	9	9.0	7.0 - 12.0	5	11.9	7.3 - 17.2	5	7.6	7.0 - 8.0
	Corn(*)	11	6.0	6.0 - 6.0	10	4.4	3.0 - 6.0	5	6.0	2.6 - 10.0	4	3.1	2.0 - 3.8
	Purple eggplant	6	11.0	8.0 - 14.0	9	7.7	6.0 - 14.0	5	9.0	6.5 - 12.1	5	7.4	7.0 - 9.0
Fresh fruit	Cucumber	3	11.3	10.0 - 14.0	5	6.4	5.0 - 8.0	5	11.7	7.9 - 18.3	2	7.5	7.0 - 8.0
	Apple(*)	3	5.8	5.0 - 6.3	10	5.4	2.5 - 8.3	24	4.7	2.7 - 8.9	9	4.1	2.5 - 5.0
	Orange(*)	3	5.8	3.3 - 7.0	9	4.4	3.3 - 6.7	21	4.4	1.5 - 7.7	10	4.0	2.5 - 5.0
	Chinese pear(*)	2	3.5	3.0 - 4.0	2	3.2	3.0 - 3.3	4	2.6	2.2 - 3.0	2	2.7	2.4 - 3.0
Egg	Egg(*)	4	1.5	1.3 - 1.5	1	1.0	1.0 - 1.0	6	1.2	0.9 - 1.8	5	0.9	0.8 - 1.0
Canned food	Chopped pork and ham(*)	2	15.0	15.0 - 15.0	-	-	-	10	11.6	9.9 - 12.9	2	11.8	11.8 - 11.8
	Fried dace with salted black bean(*)	4	24.0	24.0 - 24.0	-	-	-	6	21.9	21.9 - 21.9	1	19.8	19.8 - 19.8
	Spiced pork cubes(*)	-	-	-	-	-	-	9	13.0	12.5 - 13.5	2	12.0	12.0 - 12.0

(*) Average price in HK\$/ each

Yeung Uk Road Market

Food category	Food item	FEHD markets			Link markets			Supermarkets			Neighbourhood fresh food retail outlets		
		Freq.	Average price (HK\$/ catty unless otherwise stated)	Price range (HK\$/ catty unless otherwise stated)	Freq.	Average price (HK\$/ catty unless otherwise stated)	Price range (HK\$/ catty unless otherwise stated)	Freq.	Average price (HK\$/ catty unless otherwise stated)	Price range (HK\$/ catty unless otherwise stated)	Freq.	Average price (HK\$/ catty unless otherwise stated)	Price range (HK\$/ catty unless otherwise stated)
Pork	Fresh lean pork	27	49.5	44.0 - 56.0	2	60.0	60.0 - 60.0	4	43.9	40.6 - 45.0	2	46.0	44.0 - 48.0
	Fresh pork chop	26	52.6	46.0 - 58.0	2	58.0	58.0 - 58.0	5	53.0	50.0 - 54.0	2	53.0	48.0 - 58.0
	Fresh pork spare ribs	23	65.7	58.0 - 70.0	2	68.0	68.0 - 68.0	4	65.0	64.0 - 68.0	2	71.0	66.0 - 76.0
	Fresh pork shoulder blade	24	51.9	46.0 - 58.0	2	60.0	60.0 - 60.0	4	54.0	53.9 - 54.0	2	50.0	50.0 - 50.0
Beef	Fresh beef	6	96.0	86.0 - 98.0	-	-	-	-	-	-	-	-	-
	Fresh beef brisket	6	68.0	68.0 - 68.0	-	-	-	-	-	-	-	-	-
Poultry	Chilled chicken	14	29.5	18.1 - 55.0	-	-	-	14	35.9	22.1 - 45.3	4	27.3	20.5 - 33.3
Salt-water fish	Golden thread	56	43.8	16.0 - 64.0	-	-	-	-	-	-	-	-	-
	Bigeye	10	84.0	48.0 - 128.0	-	-	-	-	-	-	-	-	-
	Horsehead	11	45.1	20.3 - 56.0	-	-	-	-	-	-	-	-	-
	Yellow croaker	56	47.3	28.0 - 64.0	-	-	-	-	-	-	-	-	-
Fresh-water fish	Grass carp belly	7	34.4	30.0 - 40.0	-	-	-	1	42.0	42.0 - 42.0	2	38.0	36.0 - 40.0
	Fish head (Big Head)	7	41.6	35.0 - 48.0	-	-	-	1	40.0	40.0 - 40.0	2	40.0	40.0 - 40.0
	Crucian Carp	8	33.0	22.4 - 48.0	-	-	-	1	40.0	40.0 - 40.0	-	-	-
Fresh vegetables	Cabbage, white	8	9.4	8.0 - 10.0	-	-	-	1	26.0	26.0 - 26.0	8	8.4	7.5 - 10.0
	Cabbage, flowering	35	9.3	7.0 - 12.0	-	-	-	4	14.4	6.5 - 26.0	17	7.5	6.0 - 10.0
	Tomato	36	9.7	4.7 - 32.0	-	-	-	3	9.1	8.7 - 9.5	12	8.5	6.7 - 10.7
	Hairy gourd	26	7.3	4.8 - 10.0	-	-	-	1	16.0	16.0 - 16.0	5	7.9	7.0 - 9.0
	Chinese kale	15	9.2	6.0 - 10.0	-	-	-	2	17.2	17.2 - 17.2	12	7.8	5.0 - 10.0
	Potato	33	8.8	4.0 - 32.0	-	-	-	4	6.1	5.2 - 7.3	13	7.4	5.3 - 14.7
	Chinese lettuce	26	9.0	7.0 - 10.0	-	-	-	3	17.1	7.3 - 22.0	14	7.5	6.0 - 9.0
	Corn(*)	43	5.1	3.3 - 7.0	-	-	-	4	3.6	3.3 - 4.3	4	4.7	3.3 - 5.7
	Purple eggplant	13	8.9	6.0 - 14.0	-	-	-	3	11.9	9.2 - 17.2	6	6.5	6.0 - 7.8
	Cucumber	13	8.3	6.0 - 12.0	-	-	-	1	9.2	9.2 - 9.2	7	8.0	6.0 - 12.0
Fresh fruit	Apple(*)	25	3.9	2.0 - 7.5	-	-	-	28	4.3	1.9 - 9.9	2	4.5	4.0 - 5.0
	Orange(*)	36	3.3	1.4 - 6.7	-	-	-	21	5.1	2.4 - 7.5	3	2.7	2.4 - 3.0
	Chinese pear(*)	4	2.3	2.0 - 2.5	-	-	-	6	2.4	1.8 - 3.0	-	-	-
Egg	Egg(*)	-	-	-	6	1.0	0.9 - 1.0	6	1.3	0.9 - 2.2	5	0.9	0.8 - 1.0
Canned food	Chopped pork and ham(*)	6	12.2	12.0 - 13.0	4	11.0	11.0 - 11.0	6	11.9	9.9 - 12.9	8	11.4	10.3 - 12.9
	Fried dace with salted black bean(*)	4	20.0	20.0 - 20.0	4	19.0	19.0 - 19.0	4	22.4	21.9 - 23.9	3	19.9	18.0 - 20.9
	Spiced pork cubes(*)	-	-	-	2	12.0	12.0 - 12.0	8	14.1	11.6 - 22.6	8	12.7	12.5 - 13.0

(*) Average price in HK\$/ each

San Hui Market

Food category	Food item	FEHD markets			Link markets			Supermarkets			Neighbourhood fresh food retail outlets		
		Freq.	Average price (HK\$/ catty unless otherwise stated)	Price range (HK\$/ catty unless otherwise stated)	Freq.	Average price (HK\$/ catty unless otherwise stated)	Price range (HK\$/ catty unless otherwise stated)	Freq.	Average price (HK\$/ catty unless otherwise stated)	Price range (HK\$/ catty unless otherwise stated)	Freq.	Average price (HK\$/ catty unless otherwise stated)	Price range (HK\$/ catty unless otherwise stated)
Pork	Fresh lean pork	22	50.6	46.0 - 58.0	7	47.7	46.0 - 48.0	4	52.2	46.0 - 65.3	6	37.7	36.0 - 40.0
	Fresh pork chop	22	53.9	45.0 - 76.0	7	54.6	50.0 - 62.0	2	51.9	50.9 - 52.9	6	53.0	40.0 - 66.0
	Fresh pork spare ribs	22	69.4	58.0 - 82.0	7	67.4	64.0 - 72.0	2	65.6	65.3 - 65.8	6	62.0	60.0 - 68.0
	Fresh pork shoulder blade	22	51.9	40.0 - 76.0	7	51.4	40.0 - 62.0	3	58.6	54.0 - 65.3	6	38.0	36.0 - 40.0
Beef	Fresh beef	3	96.0	92.0 - 98.0	2	110.0	110.0 - 110.0	-	-	-	-	-	-
	Fresh beef brisket	3	94.7	88.0 - 98.0	2	56.0	56.0 - 56.0	-	-	-	-	-	-
Poultry	Chilled chicken	16	35.2	20.5 - 55.0	1	24.0	24.0 - 24.0	5	30.4	23.2 - 36.7	2	15.7	14.0 - 17.5
Salt-water fish	Golden thread	48	46.9	20.0 - 84.3	3	64.9	50.6 - 72.0	-	-	-	-	-	-
	Bigeye	12	71.1	48.0 - 104.0	-	-	-	-	-	-	-	-	-
	Horsehead	14	45.5	22.7 - 65.0	2	43.2	30.3 - 56.0	-	-	-	-	-	-
	Yellow croaker	34	46.3	20.0 - 65.6	2	68.0	64.0 - 72.0	-	-	-	-	-	-
Fresh-water fish	Grass carp belly	10	55.6	36.0 - 76.0	2	34.0	32.0 - 36.0	3	41.1	41.1 - 41.1	-	-	-
	Fish head (Big Head)	7	52.6	40.0 - 72.0	2	56.0	56.0 - 56.0	-	-	-	-	-	-
	Crucian Carp	8	33.4	28.3 - 37.3	2	32.0	32.0 - 32.0	-	-	-	-	-	-
Fresh vegetables	Cabbage, white	31	12.0	5.0 - 24.0	4	10.5	8.0 - 12.0	-	-	-	9	6.7	5.5 - 9.0
	Cabbage, flowering	86	11.3	4.0 - 32.0	10	12.0	8.0 - 20.0	4	18.3	5.3 - 26.0	19	6.7	5.0 - 8.0
	Tomato	66	10.1	4.0 - 26.7	11	9.3	5.6 - 14.0	4	10.8	10.4 - 11.9	12	7.3	4.9 - 10.0
	Hairy gourd	47	9.8	5.0 - 24.0	11	8.3	6.0 - 12.0	-	-	-	8	5.5	3.5 - 9.1
	Chinese kale	21	12.7	4.0 - 24.0	5	9.2	8.0 - 10.0	-	-	-	5	5.8	5.0 - 6.5
	Potato	46	8.0	4.0 - 14.0	9	8.3	7.0 - 12.0	3	10.3	9.9 - 11.0	12	5.7	4.9 - 6.7
	Chinese lettuce	43	11.3	6.0 - 26.0	9	9.6	8.0 - 10.0	2	24.0	24.0 - 24.0	12	7.2	5.0 - 8.0
	Corn(*)	56	5.6	2.5 - 14.0	13	5.2	3.3 - 7.0	3	3.5	3.3 - 3.6	7	4.2	2.0 - 7.0
	Purple eggplant	24	11.5	4.0 - 26.0	6	9.3	8.0 - 10.0	-	-	-	9	7.0	4.9 - 12.0
Fresh fruit	Cucumber	26	10.3	4.0 - 22.0	6	10.7	8.0 - 14.0	-	-	-	3	8.0	7.0 - 10.0
	Apple(*)	17	4.7	2.0 - 6.3	9	3.7	2.9 - 5.0	22	4.3	2.5 - 8.9	8	3.4	2.0 - 4.0
	Orange(*)	17	3.9	2.5 - 6.3	10	4.5	2.0 - 6.7	16	4.6	2.4 - 7.7	10	2.7	2.0 - 4.0
Egg	Chinese pear(*)	11	2.1	2.0 - 2.5	6	2.5	2.0 - 3.0	4	2.5	1.8 - 3.0	3	1.9	1.7 - 2.5
	Egg(*)	15	1.5	0.8 - 1.7	13	1.2	0.9 - 1.7	8	1.3	0.9 - 2.2	10	0.9	0.8 - 1.1
Canned food	Chopped pork and ham(*)	-	-	-	2	12.5	12.5 - 12.5	4	12.2	7.4 - 21.3	2	10.3	10.3 - 10.3
	Fried dace with salted black bean(*)	-	-	-	1	20.0	20.0 - 20.0	6	19.7	10.0 - 23.9	2	22.4	20.9 - 23.9
	Spiced pork cubes(*)	-	-	-	1	12.0	12.0 - 12.0	5	14.5	12.5 - 22.6	1	12.5	12.5 - 12.5

(*) Average price in HK\$/ each

Tai Kiu Market

Food category	Food item	FEHD markets			Link markets			Supermarkets			Neighbourhood fresh food retail outlets		
		Freq.	Average price (HK\$/ catty unless otherwise stated)	Price range (HK\$/ catty unless otherwise stated)	Freq.	Average price (HK\$/ catty unless otherwise stated)	Price range (HK\$/ catty unless otherwise stated)	Freq.	Average price (HK\$/ catty unless otherwise stated)	Price range (HK\$/ catty unless otherwise stated)	Freq.	Average price (HK\$/ catty unless otherwise stated)	Price range (HK\$/ catty unless otherwise stated)
Pork	Fresh lean pork	22	54.8	40.0 - 60.0	4	41.5	40.0 - 44.0	4	45.3	44.0 - 46.0	4	45.3	42.0 - 48.0
	Fresh pork chop	20	55.9	50.0 - 60.0	4	50.0	40.0 - 56.0	4	53.0	50.9 - 54.0	4	51.5	46.0 - 56.0
	Fresh pork spare ribs	21	64.3	58.0 - 68.0	4	60.5	60.0 - 62.0	3	63.6	62.9 - 64.0	4	59.0	48.0 - 68.0
	Fresh pork shoulder blade	19	57.2	40.0 - 68.0	4	45.0	42.0 - 48.0	3	54.0	54.0 - 54.0	2	47.5	45.0 - 50.0
Beef	Fresh beef	4	103.3	95.0 - 110.0	-	-	-	-	-	-	-	-	-
	Fresh beef brisket	3	97.0	95.0 - 98.0	-	-	-	-	-	-	-	-	-
Poultry	Chilled chicken	9	47.9	32.4 - 80.0	4	32.4	29.2 - 37.0	9	25.7	18.5 - 33.2	5	27.4	22.7 - 33.3
Salt-water fish	Golden thread	22	54.1	33.7 - 72.0	4	60.0	56.0 - 64.0	-	-	-	-	-	-
	Bigeye	3	101.3	96.0 - 112.0	2	72.0	64.0 - 80.0	-	-	-	-	-	-
	Horsehead	7	59.4	48.0 - 80.0	4	48.8	27.1 - 56.0	-	-	-	-	-	-
	Yellow croaker	19	59.1	36.0 - 128.0	4	52.0	48.0 - 56.0	-	-	-	-	-	-
Fresh-water fish	Grass carp belly	13	38.9	32.0 - 56.0	4	28.0	28.0 - 28.0	-	-	-	-	-	-
	Fish head (Big Head)	5	45.8	40.0 - 56.0	4	31.2	26.9 - 40.0	-	-	-	-	-	-
	Crucian Carp	15	33.1	24.0 - 41.7	4	31.5	20.0 - 56.0	-	-	-	-	-	-
Fresh vegetables	Cabbage, white	7	12.7	12.0 - 16.0	2	8.0	8.0 - 8.0	2	20.6	14.5 - 26.6	-	-	-
	Cabbage, flowering	39	11.3	10.0 - 16.0	14	10.0	7.0 - 16.0	7	23.2	14.5 - 31.8	16	8.9	5.5 - 13.0
	Tomato	35	11.1	9.0 - 16.0	9	8.1	6.0 - 10.0	7	12.0	8.1 - 16.9	9	10.7	8.0 - 12.0
	Hairy gourd	30	10.1	5.1 - 12.0	6	6.5	6.0 - 8.0	4	13.9	5.9 - 26.0	6	7.0	6.0 - 8.0
	Chinese kale	18	13.4	10.0 - 30.0	4	8.5	8.0 - 9.0	1	23.9	23.9 - 23.9	8	6.1	4.5 - 9.0
	Potato	39	9.8	6.0 - 14.0	10	6.4	5.0 - 9.0	4	10.3	5.2 - 13.2	8	6.3	5.0 - 7.0
	Chinese lettuce	24	12.0	10.0 - 32.0	8	7.6	7.0 - 8.0	4	22.6	19.9 - 24.0	8	7.2	5.5 - 10.0
	Corn(*)	26	6.0	4.5 - 8.0	6	3.8	2.7 - 5.0	3	3.7	3.3 - 4.3	7	3.2	2.0 - 6.0
	Purple eggplant	10	9.8	8.0 - 12.0	6	7.6	6.0 - 10.0	6	14.3	6.5 - 18.8	9	8.0	6.0 - 12.0
Fresh fruit	Cucumber	6	11.5	9.0 - 14.0	3	8.0	6.0 - 10.0	4	12.6	6.7 - 17.2	9	7.1	6.0 - 8.0
	Apple(*)	8	7.0	4.0 - 12.0	4	4.1	2.5 - 5.0	36	4.7	1.9 - 8.9	7	4.5	4.0 - 5.0
	Orange(*)	4	7.8	6.7 - 9.0	11	3.3	2.0 - 5.0	20	4.9	2.0 - 8.0	6	4.2	2.4 - 7.3
	Chinese pear(*)	3	4.3	3.0 - 5.0	1	2.5	2.5 - 2.5	9	2.4	1.8 - 3.0	2	3.0	3.0 - 3.0
Egg	Egg(*)	2	1.5	1.1 - 1.9	4	1.2	1.0 - 1.5	9	1.2	0.9 - 2.2	5	0.9	0.8 - 0.9
Canned food	Chopped pork and ham(*)	1	12.0	12.0 - 12.0	-	-	-	8	11.3	9.9 - 12.9	11	11.6	10.3 - 12.9
	Fried dace with salted black bean(*)	5	20.0	19.0 - 22.0	-	-	-	7	21.8	17.9 - 23.9	5	21.5	20.9 - 23.9
	Spiced pork cubes(*)	3	12.3	12.0 - 13.0	1	13.0	13.0 - 13.0	11	13.7	11.6 - 22.6	10	13.7	12.5 - 23.0

(*) Average price in HK\$/ each

Luen Wo Hui Market

Food category	Food item	FEHD markets			Link markets			Supermarkets			Neighbourhood fresh food retail outlets		
		Freq.	Average price (HK\$/ catty unless otherwise stated)	Price range (HK\$/ catty unless otherwise stated)	Freq.	Average price (HK\$/ catty unless otherwise stated)	Price range (HK\$/ catty unless otherwise stated)	Freq.	Average price (HK\$/ catty unless otherwise stated)	Price range (HK\$/ catty unless otherwise stated)	Freq.	Average price (HK\$/ catty unless otherwise stated)	Price range (HK\$/ catty unless otherwise stated)
Pork	Fresh lean pork	31	48.6	44.0 - 60.0	2	48.0	40.0 - 56.0	4	51.8	44.9 - 65.8	-	-	-
	Fresh pork chop	28	53.4	48.0 - 60.0	2	50.0	44.0 - 56.0	5	55.6	50.9 - 62.9	-	-	-
	Fresh pork spare ribs	29	64.1	56.0 - 70.0	2	56.0	56.0 - 56.0	4	69.9	64.0 - 78.6	-	-	-
	Fresh pork shoulder blade	30	51.0	46.0 - 54.0	2	56.0	56.0 - 56.0	3	57.9	54.0 - 65.8	-	-	-
Beef	Fresh beef	4	93.0	90.0 - 96.0	-	-	-	-	-	-	-	-	-
	Fresh beef brisket	4	93.0	90.0 - 96.0	-	-	-	-	-	-	-	-	-
Poultry	Chilled chicken	16	41.3	20.5 - 65.0	-	-	-	11	31.8	19.9 - 59.9	-	-	-
Salt-water fish	Golden thread	35	50.1	32.0 - 64.0	5	58.1	40.0 - 72.0	-	-	-	-	-	-
	Bigeye	11	96.0	48.0 - 128.0	-	-	-	-	-	-	-	-	-
	Horsehead	14	44.0	20.3 - 64.0	2	47.2	30.3 - 64.0	-	-	-	-	-	-
	Yellow croaker	25	44.8	21.9 - 56.0	-	-	-	-	-	-	-	-	-
Fresh-water fish	Grass carp belly	9	34.9	32.0 - 40.0	2	42.5	40.0 - 45.0	-	-	-	-	-	-
	Fish head (Big Head)	5	36.8	28.0 - 48.0	2	52.0	48.0 - 56.0	-	-	-	-	-	-
	Crucian Carp	7	35.0	26.8 - 41.7	1	34.0	34.0 - 34.0	-	-	-	-	-	-
Fresh vegetables	Cabbage, white	14	10.3	9.0 - 12.0	3	12.0	10.0 - 14.0	-	-	-	-	-	-
	Cabbage, flowering	49	11.2	7.5 - 15.0	4	13.0	12.0 - 15.0	5	12.7	7.9 - 15.9	7	10.4	7.5 - 13.3
	Tomato	40	9.1	6.0 - 14.0	4	13.0	13.0 - 13.0	6	9.9	7.9 - 11.7	8	8.0	6.7 - 9.3
	Hairy gourd	25	8.2	7.0 - 12.0	3	11.0	10.0 - 12.0	2	5.9	5.2 - 6.5	5	6.6	5.0 - 8.0
	Chinese kale	16	10.6	9.0 - 12.0	3	13.3	12.0 - 14.0	-	-	-	1	7.0	7.0 - 7.0
	Potato	39	6.9	5.0 - 10.0	4	7.5	5.0 - 9.0	-	-	-	7	8.0	6.7 - 10.0
	Chinese lettuce	27	9.1	8.0 - 12.0	3	12.0	12.0 - 12.0	4	15.3	5.2 - 24.0	7	7.9	6.5 - 10.0
	Corn(*)	32	5.7	3.3 - 7.0	4	6.5	6.0 - 7.0	5	3.6	3.3 - 4.6	2	3.2	3.0 - 3.3
	Purple eggplant	22	8.7	7.0 - 12.0	4	11.5	10.0 - 12.0	5	16.0	9.2 - 18.8	3	7.3	6.0 - 10.0
Fresh fruit	Cucumber	14	9.3	8.0 - 16.0	3	12.0	10.0 - 13.0	-	-	-	1	10.0	10.0 - 10.0
	Apple(*)	51	5.2	2.5 - 10.0	10	4.5	1.3 - 6.7	27	3.9	1.9 - 8.0	10	4.1	2.2 - 6.3
	Orange(*)	55	5.7	2.9 - 9.0	8	5.0	2.2 - 7.7	18	5.0	2.0 - 7.7	20	4.1	2.2 - 7.5
	Chinese pear(*)	19	3.1	2.0 - 7.5	3	2.8	2.5 - 3.3	8	2.7	1.8 - 4.2	4	2.6	2.5 - 2.9
Egg	Egg(*)	31	1.2	0.9 - 1.6	3	1.3	1.2 - 1.4	7	1.3	0.9 - 1.8	-	-	-
Canned food	Chopped pork and ham(*)	6	13.3	11.0 - 22.0	1	12.0	12.0 - 12.0	8	12.5	9.3 - 21.3	4	13.0	13.0 - 13.0
	Fried dace with salted black bean(*)	6	19.3	18.0 - 21.0	1	20.0	20.0 - 20.0	7	22.0	18.9 - 23.9	4	21.0	18.0 - 22.0
	Spiced pork cubes(*)	5	14.1	12.0 - 22.0	1	12.0	12.0 - 12.0	9	14.1	11.6 - 22.6	4	13.0	13.0 - 13.0

(*) Average price in HK\$/ each

Tai Po Hui Market

Food category	Food item	FEHD markets			Link markets			Supermarkets			Neighbourhood fresh food retail outlets		
		Freq.	Average price (HK\$/ catty unless otherwise stated)	Price range (HK\$/ catty unless otherwise stated)	Freq.	Average price (HK\$/ catty unless otherwise stated)	Price range (HK\$/ catty unless otherwise stated)	Freq.	Average price (HK\$/ catty unless otherwise stated)	Price range (HK\$/ catty unless otherwise stated)	Freq.	Average price (HK\$/ catty unless otherwise stated)	Price range (HK\$/ catty unless otherwise stated)
Pork	Fresh lean pork	39	55.2	40.0 - 68.0	4	58.3	50.0 - 64.0	2	49.5	46.0 - 52.9	4	48.0	46.0 - 52.0
	Fresh pork chop	35	54.7	44.0 - 74.0	4	61.8	54.0 - 65.0	2	51.9	50.9 - 52.9	4	53.5	48.0 - 62.0
	Fresh pork spare ribs	33	67.5	52.0 - 78.0	4	71.8	64.0 - 75.0	2	64.0	64.0 - 64.0	4	65.5	56.0 - 70.0
	Fresh pork shoulder blade	37	54.9	36.0 - 65.0	4	54.8	48.0 - 64.0	1	54.0	54.0 - 54.0	4	53.0	38.0 - 62.0
Beef	Fresh beef	3	102.3	93.0 - 108.0	2	90.0	90.0 - 90.0	-	-	-	-	-	-
	Fresh beef brisket	3	85.3	80.0 - 88.0	2	88.0	88.0 - 88.0	-	-	-	-	-	-
Poultry	Chilled chicken	26	34.2	25.0 - 45.9	-	-	-	5	29.1	22.7 - 32.4	2	28.4	26.5 - 30.2
Salt-water fish	Golden thread	52	53.4	20.0 - 80.0	6	73.3	64.0 - 80.0	-	-	-	2	64.0	64.0 - 64.0
	Bigeye	9	89.8	56.0 - 112.0	2	88.0	80.0 - 96.0	-	-	-	-	-	-
	Horsehead	41	44.4	20.3 - 65.0	9	64.1	32.5 - 96.0	-	-	-	1	48.0	48.0 - 48.0
	Yellow croaker	31	50.1	25.0 - 96.0	6	61.3	48.0 - 80.0	-	-	-	-	-	-
Fresh-water fish	Grass carp belly	10	34.4	25.0 - 38.0	7	36.3	32.0 - 40.0	-	-	-	2	41.0	40.0 - 42.0
	Fish head (Big Head)	10	47.2	40.0 - 48.0	7	45.9	45.0 - 46.0	-	-	-	-	-	-
	Crucian Carp	8	35.0	28.0 - 41.7	7	25.9	20.0 - 29.8	-	-	-	-	-	-
Fresh vegetables	Cabbage, white	20	15.5	12.0 - 34.0	2	15.0	14.0 - 16.0	2	9.9	9.5 - 10.4	12	9.2	6.5 - 12.0
	Cabbage, flowering	38	15.6	12.0 - 34.0	6	13.7	12.0 - 16.0	5	11.6	6.5 - 15.9	14	8.4	6.0 - 14.0
	Tomato	45	13.7	8.0 - 34.0	7	12.1	9.0 - 16.0	2	11.1	11.0 - 11.2	9	9.1	8.0 - 10.0
	Hairy gourd	36	14.8	10.0 - 40.0	6	12.3	8.0 - 16.0	-	-	-	8	7.4	5.0 - 12.0
	Chinese kale	14	17.3	12.0 - 34.0	5	11.8	5.0 - 16.0	-	-	-	7	10.1	7.5 - 15.0
	Potato	44	12.2	6.0 - 50.0	6	9.3	6.0 - 12.0	4	8.5	7.0 - 10.2	14	4.9	3.5 - 8.0
	Chinese lettuce	33	15.2	10.0 - 36.0	5	13.6	10.0 - 16.0	2	24.0	24.0 - 24.0	10	7.1	6.5 - 8.0
	Corn(*)	38	8.5	6.0 - 21.0	4	7.8	7.0 - 8.0	4	3.3	2.0 - 4.3	8	3.8	2.0 - 7.0
	Purple eggplant	29	13.9	10.0 - 32.0	5	12.6	8.0 - 16.0	-	-	-	10	8.2	5.8 - 10.0
Fresh fruit	Cucumber	26	14.1	10.0 - 36.0	6	13.0	10.0 - 16.0	-	-	-	6	7.0	6.0 - 8.0
	Apple(*)	4	5.8	5.0 - 6.7	8	4.9	3.3 - 7.5	23	5.3	2.5 - 9.9	11	3.5	2.8 - 5.0
	Orange(*)	4	6.7	6.0 - 7.3	13	5.6	3.3 - 7.3	19	4.6	2.7 - 7.7	6	3.7	3.7 - 3.8
	Chinese pear(*)	2	2.5	2.5 - 2.5	4	3.2	3.0 - 3.8	4	2.5	1.8 - 3.0	6	1.9	1.7 - 2.0
Egg	Egg(*)	20	1.5	1.2 - 2.0	21	1.3	0.9 - 2.5	4	1.0	0.9 - 1.1	8	0.8	0.8 - 0.9
Canned food	Chopped pork and ham(*)	7	12.4	12.0 - 13.0	2	14.0	13.0 - 15.0	6	11.8	9.9 - 12.9	7	11.6	10.3 - 12.9
	Fried dace with salted black bean(*)	5	20.6	20.0 - 22.0	4	20.1	20.0 - 20.5	4	21.9	21.9 - 21.9	5	19.9	19.0 - 20.9
	Spiced pork cubes(*)	5	12.2	11.0 - 15.0	1	13.0	13.0 - 13.0	7	14.2	12.5 - 22.6	4	12.2	11.8 - 12.5

(*) Average price in HK\$/ each

Sha Tin Market

Food category	Food item	FEHD markets			Link markets			Supermarkets			Neighbourhood fresh food retail outlets		
		Freq.	Average price (HK\$/ catty unless otherwise stated)	Price range (HK\$/ catty unless otherwise stated)	Freq.	Average price (HK\$/ catty unless otherwise stated)	Price range (HK\$/ catty unless otherwise stated)	Freq.	Average price (HK\$/ catty unless otherwise stated)	Price range (HK\$/ catty unless otherwise stated)	Freq.	Average price (HK\$/ catty unless otherwise stated)	Price range (HK\$/ catty unless otherwise stated)
Pork	Fresh lean pork	12	53.8	42.0 - 69.0	8	45.8	42.0 - 48.0	4	47.3	45.0 - 54.0	2	46.0	46.0 - 46.0
	Fresh pork chop	11	57.5	50.0 - 79.0	11	46.2	40.0 - 52.0	4	55.3	51.0 - 64.0	2	52.0	52.0 - 52.0
	Fresh pork spare ribs	11	65.5	56.0 - 96.0	10	66.4	64.0 - 68.0	4	64.0	64.0 - 64.0	2	65.0	62.0 - 68.0
	Fresh pork shoulder blade	11	56.5	48.0 - 79.0	10	46.0	40.0 - 48.0	3	54.7	54.0 - 56.0	2	42.0	42.0 - 42.0
Beef	Fresh beef	4	105.0	100.0 - 116.0	2	96.0	96.0 - 96.0	2	146.7	130.0 - 163.3	-	-	-
	Fresh beef brisket	4	95.5	90.0 - 98.0	2	80.0	72.0 - 88.0	3	125.6	116.7 - 130.0	-	-	-
Poultry	Chilled chicken	7	74.1	38.0 - 135.0	2	37.8	32.4 - 43.2	10	36.0	22.7 - 47.5	8	33.3	21.1 - 43.6
Salt-water fish	Golden thread	11	59.8	39.3 - 64.0	10	58.9	28.1 - 112.0	1	72.0	72.0 - 72.0	-	-	-
	Bigeye	4	88.0	72.0 - 112.0	2	68.0	56.0 - 80.0	-	-	-	-	-	-
	Horsehead	9	51.8	27.1 - 64.0	3	30.0	20.3 - 48.0	-	-	-	-	-	-
	Yellow croaker	12	76.1	38.2 - 208.0	9	54.5	25.5 - 80.0	1	64.0	64.0 - 64.0	-	-	-
Fresh-water fish	Grass carp belly	10	33.0	28.0 - 40.0	6	37.7	10.0 - 46.0	1	33.8	33.8 - 33.8	-	-	-
	Fish head (Big Head)	6	40.0	40.0 - 40.0	7	42.3	40.0 - 48.0	-	-	-	-	-	-
	Crucian Carp	2	42.5	40.0 - 45.0	6	28.6	28.0 - 29.8	-	-	-	-	-	-
Fresh vegetables	Cabbage, white	4	12.5	12.0 - 14.0	4	9.5	8.0 - 10.0	2	20.5	11.9 - 29.2	6	16.0	7.0 - 27.2
	Cabbage, flowering	25	15.4	10.0 - 30.0	31	9.4	6.5 - 16.0	3	16.8	6.5 - 35.9	9	16.4	6.0 - 35.7
	Tomato	26	12.8	5.9 - 36.0	18	9.4	7.0 - 14.0	5	21.2	9.2 - 34.5	4	16.9	9.6 - 34.1
	Hairy gourd	24	11.4	7.1 - 18.0	17	7.8	5.0 - 12.0	4	12.2	6.5 - 18.5	6	13.7	6.0 - 27.2
	Chinese kale	10	13.2	12.0 - 18.0	6	8.3	6.5 - 12.0	2	19.8	7.9 - 31.8	8	12.3	5.0 - 35.7
	Potato	22	10.8	7.0 - 18.0	15	6.7	5.0 - 10.0	5	9.3	4.4 - 13.2	9	11.0	5.0 - 40.6
	Chinese lettuce	26	15.0	10.0 - 36.0	17	7.9	5.0 - 12.0	2	17.3	10.5 - 24.1	8	12.9	6.5 - 23.6
	Corn(*)	24	7.5	3.3 - 14.0	12	5.0	2.5 - 7.0	2	8.5	7.0 - 10.0	10	5.1	2.0 - 8.5
	Purple eggplant	16	15.2	6.8 - 48.0	11	8.1	4.9 - 14.6	4	12.9	6.5 - 18.5	8	12.6	6.0 - 26.8
Fresh fruit	Cucumber	11	12.7	7.0 - 28.0	6	9.8	6.0 - 14.0	4	12.5	7.9 - 17.2	2	6.5	6.0 - 7.0
	Apple(*)	14	7.5	3.3 - 11.7	13	4.2	2.5 - 6.3	15	4.1	2.7 - 6.5	20	5.0	2.0 - 7.5
	Orange(*)	10	8.0	5.0 - 11.7	16	4.1	2.0 - 6.7	9	4.7	2.7 - 7.0	24	4.1	2.5 - 8.3
Egg	Chinese pear(*)	4	4.3	3.3 - 5.0	5	2.7	2.0 - 3.3	9	2.7	1.8 - 3.5	5	2.4	2.0 - 2.7
	Egg(*)	13	1.4	0.7 - 2.0	12	1.5	0.9 - 4.5	3	1.5	1.1 - 1.8	12	1.3	0.8 - 2.7
Canned food	Chopped pork and ham(*)	2	12.0	12.0 - 12.0	4	11.8	11.0 - 13.0	4	11.2	9.9 - 12.9	7	11.4	10.3 - 11.9
	Fried dace with salted black bean(*)	2	21.0	20.0 - 22.0	4	20.3	20.0 - 21.0	5	19.7	17.9 - 21.9	4	21.4	20.9 - 21.9
	Spiced pork cubes(*)	-	-	-	2	12.0	12.0 - 12.0	6	12.5	11.6 - 13.5	3	13.2	12.5 - 13.5

(*) Average price in HK\$/ each

Tai Wai Market

Food category	Food item	FEHD markets			Link markets			Supermarkets			Neighbourhood fresh food retail outlets		
		Freq.	Average price (HK\$/ catty unless otherwise stated)	Price range (HK\$/ catty unless otherwise stated)	Freq.	Average price (HK\$/ catty unless otherwise stated)	Price range (HK\$/ catty unless otherwise stated)	Freq.	Average price (HK\$/ catty unless otherwise stated)	Price range (HK\$/ catty unless otherwise stated)	Freq.	Average price (HK\$/ catty unless otherwise stated)	Price range (HK\$/ catty unless otherwise stated)
Pork	Fresh lean pork	18	53.4	48.0 - 58.0	4	45.0	36.0 - 52.0	4	52.8	51.5 - 56.0	4	47.5	42.0 - 52.0
	Fresh pork chop	18	58.2	49.0 - 64.0	4	59.3	54.0 - 64.0	3	59.3	54.0 - 62.9	4	56.5	52.0 - 60.0
	Fresh pork spare ribs	18	58.1	32.0 - 76.0	4	69.0	66.0 - 72.0	1	64.0	64.0 - 64.0	4	67.0	62.0 - 72.0
	Fresh pork shoulder blade	17	54.0	48.0 - 60.0	4	45.5	36.0 - 58.0	3	58.8	54.0 - 65.8	4	53.5	52.0 - 56.0
Beef	Fresh beef	6	109.5	106.0 - 115.0	2	108.0	108.0 - 108.0	-	-	-	-	-	-
	Fresh beef brisket	4	90.0	88.0 - 94.0	2	78.0	78.0 - 78.0	-	-	-	-	-	-
Poultry	Chilled chicken	2	32.4	27.0 - 37.8	5	37.6	25.4 - 47.5	9	26.8	16.3 - 41.0	2	17.5	17.5 - 17.5
Salt-water fish	Golden thread	6	53.3	18.0 - 72.0	7	64.5	36.0 - 80.0	-	-	-	-	-	-
	Bigeye	1	40.0	40.0 - 40.0	2	112.0	112.0 - 112.0	-	-	-	-	-	-
	Horsehead	4	40.9	24.7 - 56.0	3	66.7	64.0 - 72.0	-	-	-	-	-	-
	Yellow croaker	6	44.4	32.8 - 48.0	5	56.0	48.0 - 64.0	-	-	-	-	-	-
Fresh-water fish	Grass carp belly	11	37.7	30.0 - 47.3	6	31.7	20.6 - 42.0	-	-	-	-	-	-
	Fish head (Big Head)	3	46.0	40.0 - 50.0	4	40.0	40.0 - 40.0	-	-	-	-	-	-
	Crucian Carp	12	28.2	22.4 - 37.3	5	29.7	26.8 - 37.3	-	-	-	-	-	-
Fresh vegetables	Cabbage, white	16	13.1	10.0 - 16.0	4	9.3	9.0 - 10.0	-	-	-	7	7.9	5.0 - 9.0
	Cabbage, flowering	29	14.1	9.0 - 20.0	18	10.9	6.5 - 25.0	3	11.5	10.4 - 12.0	24	7.0	3.3 - 10.0
	Tomato	30	11.4	5.9 - 16.0	18	8.9	5.0 - 24.0	2	7.9	5.3 - 10.4	10	8.5	5.0 - 12.0
	Hairy gourd	23	10.9	6.0 - 14.0	8	10.9	7.0 - 16.0	1	5.2	5.2 - 5.2	11	6.1	5.0 - 8.0
	Chinese kale	14	13.5	10.0 - 18.0	5	9.8	9.0 - 12.0	2	9.9	9.5 - 10.4	10	7.2	5.0 - 9.0
	Potato	27	8.5	5.0 - 10.0	13	6.5	4.0 - 15.0	2	14.0	11.0 - 16.9	10	5.8	5.0 - 7.0
	Chinese lettuce	14	10.8	8.0 - 16.0	12	8.3	7.0 - 9.0	-	-	-	7	7.2	6.5 - 8.0
	Corn(*)	19	6.0	2.5 - 8.0	10	4.9	2.5 - 7.0	1	3.3	3.3 - 3.3	12	3.3	2.0 - 5.0
	Purple eggplant	19	12.2	8.0 - 20.0	10	10.2	8.0 - 18.0	-	-	-	9	6.9	5.0 - 12.0
Fresh fruit	Cucumber	14	11.6	10.0 - 16.0	5	8.0	8.0 - 8.0	1	9.2	9.2 - 9.2	4	6.8	6.0 - 8.0
	Apple(*)	9	4.4	3.0 - 5.0	12	4.0	2.5 - 5.0	17	4.6	3.0 - 8.0	3	4.3	2.5 - 6.3
	Orange(*)	8	4.7	3.3 - 7.3	9	3.8	2.0 - 5.0	16	5.1	2.7 - 9.5	8	3.1	2.0 - 4.0
	Chinese pear(*)	2	2.5	2.5 - 2.5	4	2.5	2.5 - 2.5	4	2.6	2.2 - 3.0	2	1.8	1.7 - 2.0
Egg	Egg(*)	8	1.3	1.2 - 1.6	17	1.3	1.0 - 2.5	6	1.2	0.9 - 1.6	7	0.9	0.8 - 1.0
Canned food	Chopped pork and ham(*)	4	14.3	12.0 - 19.0	2	12.0	12.0 - 12.0	6	13.5	10.2 - 21.3	4	10.7	10.3 - 11.0
	Fried dace with salted black bean(*)	3	20.8	19.0 - 22.0	3	20.0	20.0 - 20.0	4	21.9	20.0 - 23.9	3	20.6	18.0 - 22.9
	Spiced pork cubes(*)	-	-	-	2	12.0	12.0 - 12.0	6	14.2	11.6 - 22.6	4	12.0	11.0 - 12.5

(*) Average price in HK\$/ each

**Appendix G Price information of the 31 food items by retail channel by District Council District
Central and Western**

Food category	Food item	FEHD markets			Link markets			Supermarkets			Neighbourhood fresh food retail outlets		
		Freq.	Average price (HK\$/ catty unless otherwise stated)	Price range (HK\$/ catty unless otherwise stated)	Freq.	Average price (HK\$/ catty unless otherwise stated)	Price range (HK\$/ catty unless otherwise stated)	Freq.	Average price (HK\$/ catty unless otherwise stated)	Price range (HK\$/ catty unless otherwise stated)	Freq.	Average price (HK\$/ catty unless otherwise stated)	Price range (HK\$/ catty unless otherwise stated)
Pork	Fresh lean pork	20	51.3	39.0 - 58.0	-	-	-	10	48.3	45.0 - 56.9	6	48.8	46.0 - 50.0
	Fresh pork chop	20	52.0	39.0 - 58.0	-	-	-	12	53.7	50.0 - 60.0	6	50.7	48.0 - 54.0
	Fresh pork spare ribs	19	67.9	56.0 - 74.0	-	-	-	8	66.8	64.0 - 85.1	6	64.2	58.0 - 70.0
	Fresh pork shoulder blade	18	50.8	39.0 - 56.0	-	-	-	6	54.0	54.0 - 54.0	6	51.3	48.0 - 54.0
Beef	Fresh beef	11	94.3	85.0 - 100.0	-	-	-	-	-	-	-	-	-
	Fresh beef brisket	11	93.5	75.0 - 150.0	-	-	-	-	-	-	-	-	-
Poultry	Chilled chicken	19	35.5	24.4 - 71.6	-	-	-	13	30.6	19.9 - 52.0	4	19.9	12.5 - 27.0
Salt-water fish	Golden thread	25	54.9	20.0 - 80.0	-	-	-	4	72.7	54.9 - 80.0	-	-	-
	Bigeye	4	100.0	96.0 - 112.0	-	-	-	2	108.0	88.0 - 128.0	-	-	-
	Horsehead	10	45.2	20.0 - 56.0	-	-	-	-	-	-	-	-	-
	Yellow croaker	27	47.1	20.0 - 64.0	-	-	-	3	90.7	88.0 - 96.0	-	-	-
Fresh-water fish	Grass carp belly	15	43.2	35.6 - 48.0	-	-	-	3	42.3	38.8 - 44.0	-	-	-
	Fish head (Big Head)	11	43.5	25.0 - 56.0	-	-	-	2	60.0	60.0 - 60.0	-	-	-
	Crucian Carp	4	27.5	24.0 - 29.8	-	-	-	4	42.0	40.0 - 44.0	-	-	-
Fresh vegetables	Cabbage, white	29	11.1	5.0 - 16.0	-	-	-	5	15.6	7.9 - 25.2	-	-	-
	Cabbage, flowering	68	12.0	7.0 - 16.0	-	-	-	8	13.8	7.9 - 26.5	23	11.5	5.0 - 114.9
	Tomato	58	9.5	6.0 - 15.0	-	-	-	15	13.2	6.3 - 37.9	23	9.7	6.0 - 29.3
	Hairy gourd	43	9.0	5.0 - 15.0	-	-	-	5	10.8	5.2 - 17.2	11	7.3	5.0 - 10.0
	Chinese kale	30	11.9	6.0 - 18.0	-	-	-	6	18.3	7.9 - 33.2	5	52.0	10.0 - 114.9
	Potato	45	7.6	5.0 - 10.0	-	-	-	15	11.2	5.2 - 27.2	17	7.9	5.0 - 26.7
	Chinese lettuce	31	9.5	6.0 - 14.0	-	-	-	7	15.8	7.9 - 26.5	17	7.4	6.0 - 9.0
	Corn(*)	33	5.8	3.3 - 7.0	-	-	-	9	3.3	2.3 - 4.3	8	4.3	4.0 - 5.0
	Purple eggplant	37	8.6	4.9 - 12.0	-	-	-	7	18.3	6.7 - 47.8	18	7.4	4.7 - 10.2
Fresh fruit	Cucumber	14	11.2	6.9 - 16.0	-	-	-	9	12.2	6.5 - 19.9	12	7.2	4.6 - 11.6
	Apple(*)	42	4.5	2.0 - 9.0	-	-	-	63	4.5	2.2 - 9.9	9	5.1	3.0 - 12.0
	Orange(*)	66	4.9	2.0 - 8.0	-	-	-	47	4.8	2.4 - 8.0	16	4.0	1.7 - 5.0
Egg	Chinese pear(*)	15	2.9	2.0 - 8.0	-	-	-	14	2.6	2.0 - 3.5	4	1.8	1.7 - 2.0
	Egg(*)	24	1.3	1.0 - 2.0	-	-	-	9	1.4	0.9 - 2.7	5	1.0	0.7 - 1.8
Canned food	Chopped pork and ham(*)	4	11.8	11.0 - 12.0	-	-	-	16	13.0	9.9 - 21.3	12	14.0	10.3 - 19.9
	Fried dace with salted black bean(*)	5	20.0	19.0 - 21.0	-	-	-	9	22.6	21.9 - 23.9	8	20.2	19.0 - 20.9
	Spiced pork cubes(*)	2	13.0	12.0 - 14.0	-	-	-	16	15.0	11.0 - 22.8	9	12.6	12.0 - 12.9

(*) Average price in HK\$/ each

Eastern

Food category	Food item	FEHD markets			Link markets			Supermarkets			Neighbourhood fresh food retail outlets		
		Freq.	Average price (HK\$/ catty unless otherwise stated)	Price range (HK\$/ catty unless otherwise stated)	Freq.	Average price (HK\$/ catty unless otherwise stated)	Price range (HK\$/ catty unless otherwise stated)	Freq.	Average price (HK\$/ catty unless otherwise stated)	Price range (HK\$/ catty unless otherwise stated)	Freq.	Average price (HK\$/ catty unless otherwise stated)	Price range (HK\$/ catty unless otherwise stated)
Pork	Fresh lean pork	18	45.8	42.0 - 54.0	10	41.1	34.0 - 48.0	8	47.6	44.9 - 57.0	2	48.0	48.0 - 48.0
	Fresh pork chop	18	47.7	42.0 - 54.0	10	55.3	51.0 - 70.0	6	50.8	48.0 - 53.9	2	52.0	48.0 - 56.0
	Fresh pork spare ribs	19	71.3	60.0 - 84.0	10	63.7	58.0 - 72.0	8	63.0	56.0 - 64.0	2	64.0	58.0 - 70.0
	Fresh pork shoulder blade	18	47.6	42.0 - 54.0	10	44.6	38.0 - 54.0	7	59.0	53.9 - 89.2	2	53.0	50.0 - 56.0
Beef	Fresh beef	7	100.9	96.0 - 110.0	2	105.0	100.0 - 110.0	-	-	-	-	-	-
	Fresh beef brisket	7	92.9	86.0 - 110.0	2	88.0	88.0 - 88.0	-	-	-	-	-	-
Poultry	Chilled chicken	12	28.4	19.0 - 44.8	5	30.9	20.5 - 42.1	20	29.3	19.2 - 41.0	3	14.6	10.4 - 17.5
Salt-water fish	Golden thread	23	55.7	26.7 - 72.0	7	55.9	48.0 - 60.0	5	78.0	72.0 - 88.0	9	56.4	33.7 - 84.3
	Bigeye	10	80.8	48.0 - 120.0	3	96.0	96.0 - 96.0	-	-	-	-	-	-
	Horsehead	15	53.5	25.6 - 72.0	5	46.4	40.0 - 56.0	1	68.0	68.0 - 68.0	5	33.6	21.7 - 48.7
	Yellow croaker	22	54.0	38.2 - 64.0	7	50.9	27.3 - 56.8	8	71.9	59.4 - 80.0	4	59.9	43.7 - 80.0
Fresh-water fish	Grass carp belly	15	37.2	17.8 - 48.0	3	45.0	45.0 - 45.0	7	43.5	37.1 - 48.0	1	48.0	48.0 - 48.0
	Fish head (Big Head)	12	44.3	32.0 - 48.0	3	45.0	45.0 - 45.0	1	42.0	42.0 - 42.0	2	41.7	40.0 - 43.3
	Crucian Carp	10	30.6	20.0 - 48.0	1	32.0	32.0 - 32.0	3	46.7	40.0 - 60.0	1	32.0	32.0 - 32.0
Fresh vegetables	Cabbage, white	44	10.5	2.5 - 16.0	6	10.3	8.0 - 12.0	2	20.9	14.5 - 27.2	2	9.5	9.0 - 10.0
	Cabbage, flowering	93	12.0	6.0 - 26.0	18	12.3	9.0 - 16.0	8	20.7	15.9 - 26.0	22	8.4	5.0 - 20.0
	Tomato	77	9.3	4.7 - 18.0	19	9.2	6.0 - 16.0	13	11.2	8.0 - 15.9	19	8.2	4.4 - 14.0
	Hairy gourd	59	7.8	5.0 - 14.0	11	9.1	7.0 - 12.0	5	11.8	5.2 - 19.8	13	8.6	4.6 - 16.0
	Chinese kale	32	11.0	8.0 - 16.0	10	11.8	6.0 - 14.0	3	13.2	7.9 - 22.5	8	8.6	6.0 - 12.0
	Potato	62	7.7	4.0 - 14.0	18	7.9	6.0 - 14.0	10	10.6	6.1 - 14.5	17	6.8	4.4 - 12.0
	Chinese lettuce	44	8.9	6.0 - 14.0	9	10.6	8.0 - 24.0	7	19.8	9.2 - 24.0	8	7.9	7.5 - 9.0
	Corn(*)	35	5.1	1.7 - 7.0	10	5.0	3.3 - 7.0	3	3.6	3.3 - 4.0	7	3.9	3.0 - 5.0
	Purple eggplant	39	9.2	5.0 - 24.0	8	9.3	8.0 - 10.0	8	12.3	7.7 - 19.8	13	12.1	8.0 - 20.0
	Cucumber	18	9.2	5.0 - 16.0	6	8.5	5.0 - 10.0	3	9.5	9.1 - 10.3	7	8.4	5.4 - 10.0
Fresh fruit	Apple(*)	72	4.3	1.7 - 8.0	8	4.1	2.0 - 6.3	55	3.8	1.9 - 8.0	10	4.1	1.7 - 7.0
	Orange(*)	55	4.3	2.0 - 7.3	7	4.0	2.5 - 5.0	31	5.1	2.2 - 8.0	22	2.8	1.7 - 5.0
	Chinese pear(*)	21	2.7	2.4 - 3.8	1	2.0	2.0 - 2.0	11	2.4	1.0 - 3.3	4	2.1	2.0 - 2.5
Egg	Egg(*)	52	1.4	0.9 - 2.5	17	1.2	1.0 - 2.8	15	1.5	0.9 - 3.0	6	1.1	0.7 - 2.1
Canned food	Chopped pork and ham(*)	12	12.2	10.5 - 20.0	3	12.0	12.0 - 12.0	17	12.8	10.2 - 21.3	3	11.6	10.3 - 12.9
	Fried dace with salted black bean(*)	8	19.8	19.0 - 20.0	1	22.0	22.0 - 22.0	11	23.5	17.9 - 30.0	4	21.0	20.9 - 21.0
	Spiced pork cubes(*)	1	14.0	14.0 - 14.0	1	17.0	17.0 - 17.0	12	14.8	11.0 - 22.6	3	13.3	12.5 - 15.0

(*) Average price in HK\$/ each

Southern

Food category	Food item	FEHD markets			Link markets			Supermarkets			Neighbourhood fresh food retail outlets		
		Freq.	Average price (HK\$/ catty unless otherwise stated)	Price range (HK\$/ catty unless otherwise stated)	Freq.	Average price (HK\$/ catty unless otherwise stated)	Price range (HK\$/ catty unless otherwise stated)	Freq.	Average price (HK\$/ catty unless otherwise stated)	Price range (HK\$/ catty unless otherwise stated)	Freq.	Average price (HK\$/ catty unless otherwise stated)	Price range (HK\$/ catty unless otherwise stated)
Pork	Fresh lean pork	9	46.4	40.0 - 55.0	6	50.8	46.0 - 55.0	2	52.3	33.9 - 70.7	-	-	-
	Fresh pork chop	9	55.0	40.0 - 73.0	6	56.0	54.0 - 58.0	1	49.6	49.6 - 49.6	-	-	-
	Fresh pork spare ribs	9	63.6	42.0 - 76.0	6	64.7	54.0 - 69.0	5	68.9	64.0 - 76.1	-	-	-
	Fresh pork shoulder blade	8	49.0	40.0 - 60.0	6	54.3	46.0 - 70.0	4	57.8	54.0 - 68.0	-	-	-
Beef	Fresh beef	2	125.0	120.0 - 130.0	2	120.0	120.0 - 120.0	1	163.3	163.3 - 163.3	-	-	-
	Fresh beef brisket	1	120.0	120.0 - 120.0	2	110.0	100.0 - 120.0	2	128.8	127.6 - 130.0	-	-	-
Poultry	Chilled chicken	1	33.3	33.3 - 33.3	3	35.3	27.5 - 43.3	12	31.0	19.8 - 43.2	1	49.4	49.4 - 49.4
Salt-water fish	Golden thread	1	24.1	24.1 - 24.1	10	54.7	27.0 - 80.0	3	76.0	72.0 - 78.0	-	-	-
	Bigeye	-	-	-	-	-	-	-	-	-	-	-	-
	Horsehead	1	56.0	56.0 - 56.0	8	48.9	19.5 - 72.0	-	-	-	-	-	-
	Yellow croaker	2	80.0	80.0 - 80.0	7	46.6	30.0 - 56.0	5	58.8	48.1 - 72.0	-	-	-
Fresh-water fish	Grass carp belly	3	32.7	30.0 - 36.0	4	44.0	40.0 - 48.0	1	56.0	56.0 - 56.0	-	-	-
	Fish head (Big Head)	-	-	-	2	45.0	42.0 - 48.0	1	48.0	48.0 - 48.0	-	-	-
	Crucian Carp	2	32.0	32.0 - 32.0	1	32.0	32.0 - 32.0	2	40.0	40.0 - 40.0	-	-	-
Fresh vegetables	Cabbage, white	4	14.3	14.0 - 15.0	5	12.2	10.0 - 14.0	2	11.9	11.9 - 11.9	-	-	-
	Cabbage, flowering	9	14.0	12.0 - 18.0	22	10.4	7.0 - 14.0	4	13.1	10.5 - 15.9	3	11.3	8.0 - 14.0
	Tomato	10	9.3	5.0 - 14.0	18	9.3	6.0 - 16.0	4	11.0	8.7 - 11.9	3	9.3	6.0 - 12.0
	Hairy gourd	7	11.1	10.0 - 12.0	12	9.3	7.0 - 12.0	1	6.5	6.5 - 6.5	2	6.5	5.0 - 8.0
	Chinese kale	8	13.0	12.0 - 16.0	13	11.2	8.0 - 16.0	2	11.9	11.9 - 11.9	1	14.0	14.0 - 14.0
	Potato	7	8.6	6.0 - 10.0	14	6.8	6.0 - 9.0	4	10.6	6.1 - 14.5	2	7.5	5.0 - 10.0
	Chinese lettuce	6	10.7	10.0 - 12.0	16	9.5	7.0 - 12.0	2	14.1	11.9 - 16.4	2	10.0	8.0 - 12.0
	Corn(*)	5	6.6	6.0 - 7.0	11	5.2	3.0 - 7.0	5	6.9	3.2 - 20.0	-	-	-
	Purple eggplant	6	12.7	12.0 - 14.0	10	9.1	8.0 - 10.0	2	14.6	11.9 - 17.2	1	12.0	12.0 - 12.0
Fresh fruit	Cucumber	3	13.7	10.0 - 20.0	9	10.4	8.0 - 12.0	4	12.8	9.6 - 18.3	-	-	-
	Apple(*)	4	6.8	5.0 - 8.0	12	4.9	2.5 - 6.7	21	4.4	2.2 - 8.9	6	4.9	2.8 - 6.0
	Orange(*)	5	5.3	4.0 - 8.0	14	4.8	3.0 - 6.7	15	4.5	1.6 - 7.0	10	4.6	3.3 - 6.0
	Chinese pear(*)	-	-	-	5	4.0	2.5 - 8.0	3	3.4	2.5 - 4.2	3	2.3	2.0 - 2.5
Egg	Egg(*)	5	1.6	1.3 - 2.0	4	1.0	1.0 - 1.1	1	1.1	1.1 - 1.1	11	1.2	1.0 - 1.4
Canned food	Chopped pork and ham(*)	2	12.5	12.0 - 13.0	-	-	-	7	13.3	10.2 - 21.3	5	13.8	12.0 - 19.0
	Fried dace with salted black bean(*)	2	30.0	30.0 - 30.0	-	-	-	4	22.4	21.9 - 23.9	5	19.6	18.0 - 21.0
	Spiced pork cubes(*)	2	12.5	12.0 - 13.0	-	-	-	6	14.3	11.6 - 22.6	5	12.4	12.0 - 13.0

(*) Average price in HK\$/ each

Wan Chai

Food category	Food item	FEHD markets			Link markets			Supermarkets			Neighbourhood fresh food retail outlets		
		Freq.	Average price (HK\$/ catty unless otherwise stated)	Price range (HK\$/ catty unless otherwise stated)	Freq.	Average price (HK\$/ catty unless otherwise stated)	Price range (HK\$/ catty unless otherwise stated)	Freq.	Average price (HK\$/ catty unless otherwise stated)	Price range (HK\$/ catty unless otherwise stated)	Freq.	Average price (HK\$/ catty unless otherwise stated)	Price range (HK\$/ catty unless otherwise stated)
Pork	Fresh lean pork	4	57.5	46.0 - 64.0	-	-	-	-	-	-	3	45.3	44.0 - 46.0
	Fresh pork chop	4	55.3	45.0 - 70.0	-	-	-	-	-	-	3	45.3	44.0 - 46.0
	Fresh pork spare ribs	4	77.0	74.0 - 80.0	-	-	-	-	-	-	2	64.0	60.0 - 68.0
	Fresh pork shoulder blade	3	53.7	46.0 - 60.0	-	-	-	-	-	-	1	48.0	48.0 - 48.0
Beef	Fresh beef	-	-	-	-	-	-	-	-	-	1	98.0	98.0 - 98.0
	Fresh beef brisket	-	-	-	-	-	-	-	-	-	3	104.7	88.0 - 130.0
Poultry	Chilled chicken	5	35.0	30.0 - 40.0	-	-	-	7	32.6	21.2 - 48.6	1	92.3	92.3 - 92.3
Salt-water fish	Golden thread	16	45.3	28.1 - 56.0	-	-	-	2	78.0	78.0 - 78.0	5	48.8	28.1 - 56.0
	Bigeye	7	84.6	48.0 - 112.0	-	-	-	-	-	-	-	-	-
	Horsehead	12	48.1	32.0 - 56.0	-	-	-	-	-	-	1	48.0	48.0 - 48.0
	Yellow croaker	10	48.1	30.0 - 56.0	-	-	-	2	64.0	64.0 - 64.0	4	48.2	32.8 - 56.0
Fresh-water fish	Grass carp belly	7	40.9	36.0 - 48.0	-	-	-	-	-	-	3	45.7	36.0 - 64.0
	Fish head (Big Head)	6	46.7	40.0 - 56.0	-	-	-	-	-	-	6	66.7	46.0 - 112.0
	Crucian Carp	4	33.9	24.0 - 37.3	-	-	-	-	-	-	4	32.1	24.0 - 37.3
Fresh vegetables	Cabbage, white	6	12.0	10.0 - 14.0	-	-	-	-	-	-	2	8.0	6.0 - 10.0
	Cabbage, flowering	15	13.5	10.0 - 18.0	-	-	-	2	22.5	22.5 - 22.5	12	8.0	5.0 - 18.0
	Tomato	21	9.9	7.0 - 14.0	-	-	-	4	15.2	6.5 - 22.5	9	7.4	5.3 - 12.0
	Hairy gourd	15	9.9	8.0 - 14.0	-	-	-	2	19.9	19.9 - 19.9	7	8.7	4.0 - 14.0
	Chinese kale	9	13.8	12.0 - 18.0	-	-	-	2	25.2	25.2 - 25.2	4	10.0	10.0 - 10.0
	Potato	18	8.2	6.0 - 12.0	-	-	-	2	8.1	5.2 - 11.0	7	7.5	4.8 - 16.8
	Chinese lettuce	10	10.5	8.0 - 14.0	-	-	-	2	21.2	21.2 - 21.2	11	8.7	5.0 - 16.0
	Corn(*)	12	5.6	5.0 - 7.0	-	-	-	4	10.2	2.0 - 20.0	5	3.6	3.3 - 4.0
	Purple eggplant	10	11.3	8.0 - 16.0	-	-	-	-	-	-	6	8.1	6.4 - 10.0
Fresh fruit	Cucumber	10	12.7	10.0 - 16.0	-	-	-	2	27.2	22.5 - 31.9	4	8.5	8.0 - 9.0
	Apple(*)	28	4.3	2.0 - 10.0	-	-	-	17	3.8	1.7 - 8.0	3	4.6	3.8 - 5.0
	Orange(*)	28	4.7	2.5 - 7.7	-	-	-	15	5.7	2.7 - 9.0	4	3.3	2.0 - 4.0
Egg	Chinese pear(*)	4	2.9	2.5 - 3.3	-	-	-	2	2.4	2.4 - 2.4	1	2.5	2.5 - 2.5
	Egg(*)	9	1.2	1.0 - 1.4	-	-	-	10	1.6	0.8 - 3.2	-	-	-
Canned food	Chopped pork and ham(*)	-	-	-	-	-	-	7	11.8	9.9 - 12.9	2	11.6	10.3 - 12.9
	Fried dace with salted black bean(*)	-	-	-	-	-	-	2	21.9	21.9 - 21.9	-	-	-
	Spiced pork cubes(*)	-	-	-	-	-	-	4	12.8	11.6 - 13.5	2	12.7	12.5 - 12.9

(*) Average price in HK\$/ each

Sham Shui Po

Food category	Food item	FEHD markets			Link markets			Supermarkets			Neighbourhood fresh food retail outlets		
		Freq.	Average price (HK\$/ catty unless otherwise stated)	Price range (HK\$/ catty unless otherwise stated)	Freq.	Average price (HK\$/ catty unless otherwise stated)	Price range (HK\$/ catty unless otherwise stated)	Freq.	Average price (HK\$/ catty unless otherwise stated)	Price range (HK\$/ catty unless otherwise stated)	Freq.	Average price (HK\$/ catty unless otherwise stated)	Price range (HK\$/ catty unless otherwise stated)
Pork	Fresh lean pork	12	38.8	36.0 - 40.0	-	-	-	1	46.0	46.0 - 46.0	4	33.8	25.0 - 42.0
	Fresh pork chop	12	49.8	38.0 - 58.0	-	-	-	1	50.9	50.9 - 50.9	4	42.0	40.0 - 46.0
	Fresh pork spare ribs	12	58.3	48.0 - 64.0	-	-	-	-	-	-	4	49.5	48.0 - 52.0
	Fresh pork shoulder blade	12	50.3	38.0 - 62.0	-	-	-	-	-	-	4	39.5	34.0 - 44.0
Beef	Fresh beef	1	94.0	94.0 - 94.0	-	-	-	-	-	-	2	107.7	98.0 - 117.3
	Fresh beef brisket	1	88.0	88.0 - 88.0	-	-	-	-	-	-	2	101.7	86.0 - 117.3
Poultry	Chilled chicken	21	32.0	20.0 - 52.0	-	-	-	5	23.9	21.4 - 25.9	3	21.9	15.1 - 28.3
Salt-water fish	Golden thread	26	54.8	40.0 - 72.0	-	-	-	-	-	-	-	-	-
	Bigeye	4	98.0	72.0 - 112.0	-	-	-	-	-	-	-	-	-
	Horsehead	7	54.9	32.0 - 72.0	-	-	-	-	-	-	-	-	-
	Yellow croaker	23	43.4	26.7 - 56.0	-	-	-	-	-	-	-	-	-
Fresh-water fish	Grass carp belly	17	37.5	29.7 - 48.0	-	-	-	-	-	-	3	40.4	40.0 - 41.1
	Fish head (Big Head)	11	48.0	21.5 - 56.0	-	-	-	-	-	-	2	45.3	40.0 - 50.5
	Crucian Carp	8	29.2	19.2 - 36.8	-	-	-	-	-	-	3	35.6	26.8 - 40.0
Fresh vegetables	Cabbage, white	40	9.2	5.0 - 16.0	-	-	-	-	-	-	5	7.9	6.0 - 10.0
	Cabbage, flowering	74	11.1	5.0 - 22.0	-	-	-	1	26.0	26.0 - 26.0	17	6.6	5.0 - 12.0
	Tomato	55	9.5	5.0 - 17.0	-	-	-	1	9.2	9.2 - 9.2	7	9.0	6.0 - 12.0
	Hairy gourd	38	8.5	3.5 - 16.0	-	-	-	-	-	-	3	5.3	5.0 - 6.0
	Chinese kale	11	8.2	5.0 - 12.0	-	-	-	-	-	-	-	-	-
	Potato	41	7.1	5.0 - 10.0	-	-	-	1	6.1	6.1 - 6.1	3	4.7	4.0 - 5.0
	Chinese lettuce	45	10.0	6.0 - 18.0	-	-	-	1	22.0	22.0 - 22.0	6	6.9	6.0 - 8.0
	Corn(*)	26	5.1	2.0 - 8.0	-	-	-	1	4.3	4.3 - 4.3	5	2.6	2.0 - 3.3
	Purple eggplant	24	9.2	4.0 - 14.0	-	-	-	1	19.5	19.5 - 19.5	3	6.3	6.0 - 7.0
Fresh fruit	Cucumber	15	9.3	5.0 - 16.0	-	-	-	-	-	-	4	6.8	6.0 - 8.1
	Apple(*)	13	4.9	2.8 - 10.0	-	-	-	23	4.8	2.4 - 9.9	4	3.6	2.0 - 5.0
	Orange(*)	26	3.6	2.0 - 6.0	-	-	-	14	4.5	2.4 - 8.0	5	4.3	3.7 - 5.0
Egg	Chinese pear(*)	7	2.6	2.5 - 3.0	-	-	-	7	3.7	2.0 - 5.3	3	2.2	2.0 - 2.5
	Egg(*)	12	1.2	1.0 - 2.0	-	-	-	6	1.1	0.9 - 1.3	10	0.9	0.8 - 1.0
Canned food	Chopped pork and ham(*)	2	11.0	10.0 - 12.0	-	-	-	8	11.8	9.9 - 12.9	8	11.5	10.3 - 13.0
	Fried dace with salted black bean(*)	2	18.0	18.0 - 18.0	-	-	-	3	21.9	21.9 - 21.9	5	19.9	18.0 - 21.5
	Spiced pork cubes(*)	1	12.0	12.0 - 12.0	-	-	-	7	14.1	11.6 - 22.6	5	11.0	10.5 - 12.0

(*) Average price in HK\$/ each

Kowloon City

Food category	Food item	FEHD markets			Link markets			Supermarkets			Neighbourhood fresh food retail outlets		
		Freq.	Average price (HK\$/ catty unless otherwise stated)	Price range (HK\$/ catty unless otherwise stated)	Freq.	Average price (HK\$/ catty unless otherwise stated)	Price range (HK\$/ catty unless otherwise stated)	Freq.	Average price (HK\$/ catty unless otherwise stated)	Price range (HK\$/ catty unless otherwise stated)	Freq.	Average price (HK\$/ catty unless otherwise stated)	Price range (HK\$/ catty unless otherwise stated)
Pork	Fresh lean pork	38	49.3	42.0 - 76.0	17	42.1	36.0 - 48.0	5	56.0	45.0 - 76.1	12	43.5	30.0 - 52.0
	Fresh pork chop	38	51.8	42.0 - 76.0	17	44.9	40.0 - 58.0	5	59.7	50.0 - 76.1	12	49.0	42.0 - 56.0
	Fresh pork spare ribs	39	68.7	48.0 - 86.0	17	66.2	56.0 - 72.0	5	68.9	64.0 - 76.1	13	56.8	42.0 - 66.0
	Fresh pork shoulder blade	40	51.9	44.0 - 76.0	17	49.1	43.0 - 60.0	5	61.3	53.0 - 73.5	10	53.8	38.0 - 64.0
Beef	Fresh beef	7	76.3	56.0 - 96.0	2	88.0	88.0 - 88.0	-	-	-	2	99.0	98.0 - 100.0
	Fresh beef brisket	7	79.3	68.0 - 98.0	2	74.0	72.0 - 76.0	-	-	-	2	90.0	90.0 - 90.0
Poultry	Chilled chicken	19	36.3	24.3 - 60.0	3	33.6	28.1 - 37.8	14	26.0	19.9 - 35.6	4	17.7	14.0 - 21.5
Salt-water fish	Golden thread	43	55.6	28.0 - 80.0	15	65.2	25.3 - 80.0	2	67.0	56.0 - 78.0	-	-	-
	Bigeye	14	99.1	48.0 - 128.0	1	64.0	64.0 - 64.0	-	-	-	-	-	-
	Horsehead	15	44.0	20.3 - 72.0	11	52.7	21.7 - 80.0	-	-	-	-	-	-
	Yellow croaker	34	52.7	16.0 - 76.8	16	57.7	35.2 - 80.0	1	78.0	78.0 - 78.0	-	-	-
Fresh-water fish	Grass carp belly	17	41.8	20.6 - 58.0	11	38.4	32.0 - 48.0	3	48.5	45.0 - 52.0	-	-	-
	Fish head (Big Head)	12	43.3	32.0 - 48.0	13	45.7	33.8 - 56.0	-	-	-	-	-	-
	Crucian Carp	4	28.6	22.4 - 36.0	7	30.5	28.0 - 36.0	1	40.0	40.0 - 40.0	-	-	-
Fresh vegetables	Cabbage, white	26	13.2	6.0 - 24.0	4	9.5	8.0 - 12.0	1	10.5	10.5 - 10.5	6	8.5	5.0 - 12.0
	Cabbage, flowering	86	13.1	8.0 - 24.0	40	11.7	6.0 - 37.3	6	12.0	6.5 - 16.5	27	7.7	5.0 - 14.0
	Tomato	90	10.7	6.0 - 32.0	37	9.8	8.0 - 18.7	8	12.1	8.7 - 19.9	19	9.2	5.0 - 12.0
	Hairy gourd	59	10.2	5.0 - 24.0	26	8.0	6.0 - 10.0	3	11.4	6.5 - 21.2	12	6.8	5.0 - 10.0
	Chinese kale	33	13.9	8.0 - 24.0	19	11.7	7.5 - 24.0	2	9.2	7.9 - 10.5	23	8.3	5.0 - 12.0
	Potato	76	8.9	2.0 - 20.0	34	7.5	5.0 - 13.3	7	9.8	6.2 - 14.5	20	6.4	3.0 - 13.3
	Chinese lettuce	39	11.8	7.0 - 18.0	23	11.1	7.0 - 37.3	4	21.4	16.5 - 24.0	26	8.0	5.5 - 15.0
	Corn(*)	54	6.6	3.0 - 10.0	31	5.3	3.0 - 11.0	5	6.1	3.3 - 15.0	14	3.9	2.0 - 5.0
	Purple eggplant	37	10.6	8.0 - 15.0	21	9.8	7.0 - 37.3	3	18.7	17.3 - 19.8	10	8.4	6.0 - 14.6
	Cucumber	16	11.1	8.0 - 16.0	9	13.4	8.0 - 26.7	5	15.1	8.3 - 19.8	7	8.6	5.0 - 16.0
Fresh fruit	Apple(*)	22	5.1	3.3 - 8.0	36	4.3	2.4 - 6.0	32	4.7	1.9 - 9.9	11	4.0	2.0 - 6.3
	Orange(*)	33	5.5	2.5 - 8.3	48	4.3	1.7 - 7.5	26	4.9	2.4 - 7.7	13	3.6	2.5 - 5.0
	Chinese pear(*)	9	3.1	2.0 - 5.0	8	2.7	2.0 - 3.0	12	2.7	1.8 - 4.2	3	2.3	2.0 - 2.5
Egg	Egg(*)	21	1.2	0.9 - 2.0	14	1.2	1.0 - 1.5	9	1.3	0.9 - 2.1	14	0.9	0.8 - 1.1
Canned food	Chopped pork and ham(*)	3	11.3	11.0 - 12.0	2	13.0	13.0 - 13.0	10	12.8	9.9 - 21.3	11	11.2	10.3 - 13.0
	Fried dace with salted black bean(*)	4	19.3	18.0 - 20.0	5	20.0	18.0 - 23.0	10	20.9	16.6 - 23.9	7	20.9	19.0 - 23.9
	Spiced pork cubes(*)	1	13.0	13.0 - 13.0	1	11.0	11.0 - 11.0	11	14.7	11.6 - 22.6	9	12.5	12.0 - 13.0

(*) Average price in HK\$/ each

Kwun Tong

Food category	Food item	FEHD markets			Link markets			Supermarkets			Neighbourhood fresh food retail outlets		
		Freq.	Average price (HK\$/ catty unless otherwise stated)	Price range (HK\$/ catty unless otherwise stated)	Freq.	Average price (HK\$/ catty unless otherwise stated)	Price range (HK\$/ catty unless otherwise stated)	Freq.	Average price (HK\$/ catty unless otherwise stated)	Price range (HK\$/ catty unless otherwise stated)	Freq.	Average price (HK\$/ catty unless otherwise stated)	Price range (HK\$/ catty unless otherwise stated)
Pork	Fresh lean pork	7	48.6	44.0 - 60.0	14	43.7	40.0 - 52.0	-	-	-	4	42.5	40.0 - 44.0
	Fresh pork chop	7	56.6	48.0 - 68.0	14	49.0	42.0 - 56.0	-	-	-	4	52.5	44.0 - 60.0
	Fresh pork spare ribs	6	71.0	68.0 - 72.0	13	64.3	58.0 - 74.0	-	-	-	4	68.0	64.0 - 74.0
	Fresh pork shoulder blade	6	55.3	48.0 - 60.0	14	46.6	40.0 - 56.0	-	-	-	4	50.5	44.0 - 56.0
Beef	Fresh beef	2	96.0	96.0 - 96.0	2	128.0	128.0 - 128.0	-	-	-	1	106.0	106.0 - 106.0
	Fresh beef brisket	2	88.0	88.0 - 88.0	2	118.0	118.0 - 118.0	-	-	-	2	91.0	86.0 - 96.0
Poultry	Chilled chicken	-	-	-	11	34.1	28.6 - 42.1	4	32.6	22.7 - 42.9	1	26.2	26.2 - 26.2
Salt-water fish	Golden thread	7	67.7	33.7 - 96.0	13	55.2	24.0 - 72.0	-	-	-	4	44.8	35.2 - 56.0
	Bigeye	2	132.0	128.0 - 136.0	10	73.6	48.0 - 96.0	-	-	-	1	28.0	28.0 - 28.0
	Horsehead	7	66.4	32.5 - 80.0	11	48.4	30.3 - 56.0	-	-	-	2	33.6	32.0 - 35.2
	Yellow croaker	6	58.7	56.0 - 64.0	14	43.8	30.6 - 56.0	-	-	-	4	37.0	28.0 - 40.0
Fresh-water fish	Grass carp belly	5	44.8	40.0 - 48.0	9	37.2	24.0 - 46.0	-	-	-	2	39.0	36.0 - 42.0
	Fish head (Big Head)	4	49.5	48.0 - 54.0	6	46.0	40.0 - 52.0	-	-	-	2	43.0	40.0 - 46.0
	Crucian Carp	5	30.5	23.8 - 36.8	1	41.7	41.7 - 41.7	-	-	-	-	-	-
Fresh vegetables	Cabbage, white	18	10.4	8.0 - 14.0	22	10.1	8.0 - 15.0	-	-	-	2	8.5	8.0 - 9.0
	Cabbage, flowering	44	10.4	6.0 - 20.0	40	10.7	6.0 - 16.0	2	17.7	9.3 - 26.0	10	6.1	5.0 - 7.0
	Tomato	37	8.6	4.0 - 12.0	29	8.6	6.0 - 12.0	3	9.0	8.7 - 9.2	6	7.9	6.0 - 9.4
	Hairy gourd	24	7.7	4.0 - 12.0	28	7.7	5.0 - 11.0	-	-	-	4	6.5	6.0 - 7.0
	Chinese kale	16	10.7	8.0 - 14.0	10	11.6	9.0 - 14.0	-	-	-	-	-	-
	Potato	29	7.0	4.0 - 10.0	29	6.5	4.0 - 9.0	2	8.6	7.0 - 10.2	6	4.8	4.5 - 5.0
	Chinese lettuce	20	9.9	7.0 - 12.0	28	8.1	5.0 - 12.0	-	-	-	6	6.3	5.5 - 7.0
	Corn(*)	28	5.5	1.7 - 8.0	29	5.5	2.7 - 8.0	2	4.0	3.6 - 4.3	5	2.6	2.0 - 3.7
	Purple eggplant	21	9.4	6.0 - 12.0	22	8.7	5.8 - 14.0	-	-	-	4	6.5	6.0 - 7.0
Fresh fruit	Cucumber	12	9.2	6.0 - 14.0	20	8.8	7.0 - 14.0	1	5.8	5.8 - 5.8	5	7.6	6.0 - 9.0
	Apple(*)	4	3.5	2.5 - 4.0	20	3.8	2.5 - 5.5	23	4.5	2.2 - 9.9	9	3.0	2.0 - 4.3
	Orange(*)	6	3.8	2.5 - 5.0	22	3.2	1.7 - 6.0	14	4.5	3.2 - 7.0	7	3.3	2.0 - 3.7
	Chinese pear(*)	-	-	-	9	2.5	2.5 - 2.5	3	2.5	2.0 - 3.0	3	2.0	2.0 - 2.0
Egg	Egg(*)	3	1.4	1.2 - 1.6	12	1.2	1.1 - 1.4	6	1.1	0.9 - 1.3	3	1.4	0.8 - 2.6
Canned food	Chopped pork and ham(*)	-	-	-	8	11.3	11.0 - 12.0	6	11.9	10.2 - 12.9	3	11.3	11.0 - 11.8
	Fried dace with salted black bean(*)	-	-	-	8	18.6	18.0 - 20.0	5	20.7	11.9 - 23.9	3	18.6	18.0 - 19.8
	Spiced pork cubes(*)	-	-	-	6	12.2	12.0 - 13.0	7	14.1	11.6 - 22.5	2	11.0	11.0 - 11.0

(*) Average price in HK\$/ each

Wong Tai Sin

Food category	Food item	FEHD markets			Link markets			Supermarkets			Neighbourhood fresh food retail outlets		
		Freq.	Average price (HK\$/ catty unless otherwise stated)	Price range (HK\$/ catty unless otherwise stated)	Freq.	Average price (HK\$/ catty unless otherwise stated)	Price range (HK\$/ catty unless otherwise stated)	Freq.	Average price (HK\$/ catty unless otherwise stated)	Price range (HK\$/ catty unless otherwise stated)	Freq.	Average price (HK\$/ catty unless otherwise stated)	Price range (HK\$/ catty unless otherwise stated)
Pork	Fresh lean pork	10	49.2	44.0 - 60.0	8	44.3	42.0 - 48.0	3	47.9	46.0 - 51.6	2	48.0	48.0 - 48.0
	Fresh pork chop	10	51.8	44.0 - 60.0	5	48.8	44.0 - 62.0	2	59.4	52.9 - 65.8	2	52.0	50.0 - 54.0
	Fresh pork spare ribs	9	63.6	44.0 - 78.0	7	59.4	48.0 - 68.0	2	64.0	64.0 - 64.0	2	68.0	68.0 - 68.0
	Fresh pork shoulder blade	10	53.3	46.0 - 72.0	7	56.3	44.0 - 68.0	1	54.0	54.0 - 54.0	2	48.0	48.0 - 48.0
Beef	Fresh beef	2	96.0	96.0 - 96.0	-	-	-	-	-	-	-	-	-
	Fresh beef brisket	2	76.0	76.0 - 76.0	-	-	-	-	-	-	-	-	-
Poultry	Chilled chicken	4	43.3	31.2 - 52.0	7	37.2	26.0 - 47.2	14	26.6	17.7 - 42.9	-	-	-
Salt-water fish	Golden thread	19	53.5	20.0 - 80.0	3	56.0	48.0 - 64.0	-	-	-	-	-	-
	Bigeye	3	98.7	56.0 - 128.0	-	-	-	-	-	-	-	-	-
	Horsehead	10	50.6	19.5 - 128.0	1	21.7	21.7 - 21.7	-	-	-	-	-	-
	Yellow croaker	11	50.2	48.0 - 56.0	3	66.7	56.0 - 80.0	1	72.5	72.5 - 72.5	-	-	-
Fresh-water fish	Grass carp belly	13	39.3	20.6 - 56.0	2	30.0	28.0 - 32.0	1	41.1	41.1 - 41.1	-	-	-
	Fish head (Big Head)	8	55.3	48.0 - 64.0	3	49.3	48.0 - 52.0	-	-	-	-	-	-
	Crucian Carp	9	30.1	25.0 - 38.7	2	31.7	30.0 - 33.3	-	-	-	-	-	-
Fresh vegetables	Cabbage, white	6	9.7	7.0 - 16.0	1	14.0	14.0 - 14.0	-	-	-	7	8.1	5.0 - 10.0
	Cabbage, flowering	26	12.5	7.0 - 20.0	17	11.4	8.0 - 16.0	2	13.1	10.4 - 15.9	12	8.3	6.0 - 12.0
	Tomato	29	10.1	4.7 - 16.0	13	9.9	7.0 - 16.0	2	7.7	6.9 - 8.6	5	7.1	6.0 - 8.0
	Hairy gourd	16	8.8	6.0 - 12.0	5	8.4	8.0 - 10.0	2	7.0	6.5 - 7.5	8	7.2	5.0 - 10.0
	Chinese kale	10	10.2	7.0 - 14.0	2	15.0	14.0 - 16.0	1	12.1	12.1 - 12.1	4	9.9	7.5 - 12.0
	Potato	19	7.6	5.0 - 10.0	12	7.7	6.0 - 13.3	3	6.5	6.1 - 7.3	6	5.5	5.0 - 6.0
	Chinese lettuce	10	11.0	8.0 - 16.0	8	8.9	8.0 - 10.0	1	24.0	24.0 - 24.0	5	8.3	7.5 - 9.0
	Corn(*)	11	6.0	4.0 - 8.0	14	5.7	4.3 - 8.0	1	3.6	3.6 - 3.6	6	3.5	2.5 - 4.5
	Purple eggplant	10	9.7	7.0 - 14.0	5	9.2	8.0 - 12.0	2	9.2	9.2 - 9.2	9	8.3	7.0 - 12.0
Fresh fruit	Cucumber	4	8.8	6.0 - 12.0	2	9.0	8.0 - 10.0	2	9.4	9.2 - 9.6	7	6.7	6.0 - 8.1
	Apple(*)	21	5.6	4.0 - 6.7	6	5.0	3.8 - 6.3	18	4.0	2.4 - 5.9	3	3.2	2.0 - 5.0
	Orange(*)	27	5.4	2.5 - 8.0	7	5.0	4.0 - 6.7	14	4.4	2.7 - 7.0	4	4.5	3.0 - 5.0
	Chinese pear(*)	2	3.3	2.5 - 4.0	3	2.3	2.0 - 2.5	4	2.6	2.4 - 3.0	-	-	-
Egg	Egg(*)	19	1.2	0.8 - 1.6	1	1.1	1.1 - 1.1	7	1.2	0.9 - 1.7	2	1.6	1.6 - 1.6
Canned food	Chopped pork and ham(*)	4	10.8	10.0 - 11.0	-	-	-	8	12.9	10.2 - 21.3	4	11.3	11.0 - 11.5
	Fried dace with salted black bean(*)	2	20.0	20.0 - 20.0	2	20.0	20.0 - 20.0	5	21.5	20.0 - 21.9	-	-	-
	Spiced pork cubes(*)	2	13.0	13.0 - 13.0	-	-	-	8	14.9	11.6 - 22.6	2	11.0	11.0 - 11.0

(*) Average price in HK\$/ each

Yau Tsim Mong

Food category	Food item	FEHD markets			Link markets			Supermarkets			Neighbourhood fresh food retail outlets		
		Freq.	Average price (HK\$/ catty unless otherwise stated)	Price range (HK\$/ catty unless otherwise stated)	Freq.	Average price (HK\$/ catty unless otherwise stated)	Price range (HK\$/ catty unless otherwise stated)	Freq.	Average price (HK\$/ catty unless otherwise stated)	Price range (HK\$/ catty unless otherwise stated)	Freq.	Average price (HK\$/ catty unless otherwise stated)	Price range (HK\$/ catty unless otherwise stated)
Pork	Fresh lean pork	11	44.0	40.0 - 48.0	-	-	-	14	55.9	44.9 - 78.6	6	45.2	40.0 - 48.0
	Fresh pork chop	11	46.9	44.0 - 52.0	-	-	-	12	58.4	50.0 - 73.5	6	49.0	46.0 - 52.0
	Fresh pork spare ribs	11	56.9	56.0 - 58.0	-	-	-	11	68.7	64.0 - 78.6	6	63.7	58.0 - 68.0
	Fresh pork shoulder blade	11	46.3	42.0 - 52.0	-	-	-	11	59.7	54.0 - 73.5	6	47.0	42.0 - 48.0
Beef	Fresh beef	2	98.0	98.0 - 98.0	-	-	-	1	130.0	130.0 - 130.0	-	-	-
	Fresh beef brisket	-	-	-	-	-	-	1	103.3	103.3 - 103.3	-	-	-
Poultry	Chilled chicken	7	33.1	27.2 - 41.5	-	-	-	20	34.6	19.9 - 74.9	6	22.0	14.0 - 27.5
Salt-water fish	Golden thread	24	50.9	20.0 - 72.0	-	-	-	2	78.0	78.0 - 78.0	3	68.1	56.2 - 84.3
	Bigeye	9	68.0	32.0 - 120.0	-	-	-	2	98.0	98.0 - 98.0	2	96.0	96.0 - 96.0
	Horsehead	17	42.7	19.5 - 64.0	-	-	-	-	-	-	-	-	-
	Yellow croaker	27	45.8	26.0 - 72.0	-	-	-	2	68.0	68.0 - 68.0	3	55.2	40.0 - 65.6
Fresh-water fish	Grass carp belly	8	41.3	30.0 - 54.0	-	-	-	2	40.8	40.8 - 40.8	2	42.0	38.0 - 46.0
	Fish head (Big Head)	8	46.6	40.0 - 56.0	-	-	-	2	64.0	64.0 - 64.0	3	38.6	30.8 - 45.0
	Crucian Carp	6	26.7	24.0 - 30.0	-	-	-	2	40.0	40.0 - 40.0	2	29.8	29.8 - 29.8
Fresh vegetables	Cabbage, white	26	11.0	8.0 - 20.0	-	-	-	-	-	-	2	7.5	7.0 - 8.0
	Cabbage, flowering	43	11.7	8.0 - 20.0	-	-	-	9	15.8	6.5 - 34.5	20	7.7	5.0 - 12.0
	Tomato	32	10.3	8.0 - 16.0	-	-	-	7	12.1	9.2 - 18.5	22	7.8	4.0 - 12.0
	Hairy gourd	35	8.9	5.1 - 12.0	-	-	-	6	12.7	5.2 - 26.5	15	5.5	4.0 - 7.0
	Chinese kale	25	11.2	8.0 - 14.0	-	-	-	3	16.8	9.2 - 31.9	6	6.5	5.0 - 9.0
	Potato	25	8.5	7.0 - 10.0	-	-	-	5	10.7	7.0 - 15.9	16	5.7	4.0 - 12.0
	Chinese lettuce	24	10.1	8.0 - 20.0	-	-	-	6	19.2	7.9 - 31.9	16	7.6	6.5 - 9.0
	Corn(*)	21	5.9	3.5 - 7.0	-	-	-	7	5.9	2.3 - 10.0	5	2.6	2.0 - 3.3
	Purple eggplant	18	10.4	8.0 - 16.0	-	-	-	6	18.4	9.2 - 26.5	13	8.1	6.0 - 11.7
Fresh fruit	Cucumber	9	10.9	10.0 - 14.0	-	-	-	6	14.8	8.3 - 22.5	3	6.3	5.2 - 8.0
	Apple(*)	21	4.2	2.5 - 8.0	-	-	-	59	4.7	2.7 - 9.9	6	5.1	4.0 - 6.7
	Orange(*)	28	4.5	2.5 - 8.0	-	-	-	36	4.3	2.4 - 7.7	6	5.2	3.8 - 7.3
	Chinese pear(*)	6	2.6	2.5 - 3.3	-	-	-	17	2.6	1.8 - 3.0	2	1.8	1.7 - 2.0
Egg	Egg(*)	16	1.2	1.0 - 1.7	-	-	-	8	1.6	0.9 - 2.2	4	0.9	0.8 - 0.9
Canned food	Chopped pork and ham(*)	1	10.0	10.0 - 10.0	-	-	-	10	12.8	9.9 - 21.3	8	11.3	10.3 - 12.9
	Fried dace with salted black bean(*)	6	19.2	19.0 - 20.0	-	-	-	8	21.2	15.9 - 23.9	6	20.8	18.9 - 23.9
	Spiced pork cubes(*)	-	-	-	-	-	-	20	13.7	11.6 - 22.6	6	12.5	12.0 - 12.9

(*) Average price in HK\$/ each

Kwai Tsing

Food category	Food item	FEHD markets			Link markets			Supermarkets			Neighbourhood fresh food retail outlets		
		Freq.	Average price (HK\$/ catty unless otherwise stated)	Price range (HK\$/ catty unless otherwise stated)	Freq.	Average price (HK\$/ catty unless otherwise stated)	Price range (HK\$/ catty unless otherwise stated)	Freq.	Average price (HK\$/ catty unless otherwise stated)	Price range (HK\$/ catty unless otherwise stated)	Freq.	Average price (HK\$/ catty unless otherwise stated)	Price range (HK\$/ catty unless otherwise stated)
Pork	Fresh lean pork	13	43.8	34.0 - 50.0	19	46.4	44.0 - 48.0	7	47.8	45.0 - 56.0	10	43.2	40.0 - 48.0
	Fresh pork chop	13	50.1	46.0 - 55.0	18	54.5	48.0 - 66.0	8	53.5	50.9 - 62.9	10	50.9	44.0 - 62.0
	Fresh pork spare ribs	13	61.7	46.0 - 76.0	19	63.8	58.0 - 70.0	7	65.0	53.3 - 78.6	10	61.4	46.0 - 72.0
	Fresh pork shoulder blade	13	49.2	46.0 - 60.0	19	47.6	46.0 - 52.0	6	55.9	53.3 - 65.8	8	52.3	44.0 - 70.0
Beef	Fresh beef	5	97.2	96.0 - 98.0	5	70.8	68.0 - 75.0	-	-	-	-	-	-
	Fresh beef brisket	4	86.5	78.0 - 92.0	4	54.0	48.0 - 58.0	-	-	-	1	100.0	100.0 - 100.0
Poultry	Chilled chicken	16	31.3	24.0 - 45.4	9	33.1	26.5 - 39.4	15	27.9	18.4 - 46.4	8	35.7	24.2 - 45.9
Salt-water fish	Golden thread	27	48.7	28.0 - 72.0	11	58.9	32.0 - 80.0	3	74.0	56.0 - 88.0	4	68.0	64.0 - 72.0
	Bigeye	12	64.0	32.0 - 96.0	2	76.0	56.0 - 96.0	-	-	-	2	44.0	40.0 - 48.0
	Horsehead	8	49.5	28.0 - 64.0	4	46.0	32.0 - 56.0	-	-	-	2	52.0	48.0 - 56.0
	Yellow croaker	15	52.9	32.8 - 72.0	7	57.1	48.0 - 72.0	4	63.1	48.0 - 68.8	4	52.0	48.0 - 56.0
Fresh-water fish	Grass carp belly	13	33.1	28.0 - 38.0	10	39.6	20.6 - 50.0	4	40.3	38.0 - 41.9	2	28.8	26.7 - 30.9
	Fish head (Big Head)	8	43.0	40.0 - 48.0	7	48.0	48.0 - 48.0	2	46.0	40.0 - 52.0	-	-	-
	Crucian Carp	12	33.4	25.0 - 41.7	5	22.0	12.5 - 29.8	-	-	-	-	-	-
Fresh vegetables	Cabbage, white	17	10.6	7.5 - 14.0	23	9.6	7.0 - 14.0	2	25.1	21.2 - 29.0	10	8.4	7.0 - 10.0
	Cabbage, flowering	37	11.3	7.5 - 14.0	57	9.6	5.0 - 17.0	17	18.1	6.5 - 26.0	20	7.5	5.0 - 10.0
	Tomato	35	9.8	6.0 - 20.0	42	8.8	5.9 - 14.0	12	11.8	7.9 - 15.9	14	8.0	6.0 - 12.0
	Hairy gourd	27	8.8	7.0 - 12.0	28	7.6	5.0 - 12.0	6	9.5	6.5 - 13.2	10	6.5	5.0 - 7.0
	Chinese kale	5	11.4	9.0 - 14.0	22	9.4	6.0 - 13.3	4	12.6	7.9 - 18.5	4	7.8	6.0 - 10.0
	Potato	25	8.5	7.0 - 16.0	41	6.6	3.0 - 10.0	17	10.8	7.0 - 16.9	16	6.0	4.0 - 8.0
	Chinese lettuce	23	9.9	8.0 - 12.0	30	8.6	6.5 - 12.0	6	12.8	7.3 - 17.2	10	8.0	6.5 - 10.0
	Corn(*)	20	5.6	3.3 - 6.0	33	5.0	2.5 - 7.0	9	4.9	2.6 - 10.0	10	2.9	2.0 - 3.8
	Purple eggplant	13	10.3	7.3 - 14.0	15	8.2	6.0 - 14.0	6	10.1	6.5 - 15.8	7	6.9	5.0 - 9.0
Fresh fruit	Cucumber	8	11.3	10.0 - 14.0	13	9.0	5.0 - 12.0	6	12.8	7.9 - 18.3	5	6.4	5.0 - 8.0
	Apple(*)	13	4.8	3.0 - 6.7	32	4.8	2.5 - 8.3	43	4.6	2.6 - 9.0	15	3.9	2.5 - 5.0
	Orange(*)	20	4.4	2.0 - 7.0	35	4.7	2.5 - 7.3	36	4.3	1.5 - 7.7	15	4.0	2.5 - 5.5
Egg	Chinese pear(*)	4	2.9	2.0 - 4.0	7	3.0	2.5 - 3.3	8	2.5	1.8 - 3.0	7	2.2	1.7 - 3.3
	Egg(*)	20	1.1	0.7 - 1.5	13	1.1	1.0 - 1.3	13	1.3	0.9 - 1.8	9	1.0	0.8 - 1.2
Canned food	Chopped pork and ham(*)	2	15.0	15.0 - 15.0	3	12.0	12.0 - 12.0	16	12.1	9.9 - 21.3	6	11.2	9.9 - 11.9
	Fried dace with salted black bean(*)	4	24.0	24.0 - 24.0	3	18.7	18.0 - 19.0	10	22.0	18.9 - 23.9	4	20.6	18.9 - 23.9
	Spiced pork cubes(*)	-	-	-	1	14.0	14.0 - 14.0	14	12.7	11.6 - 13.5	6	12.2	10.9 - 12.9

(*) Average price in HK\$/ each

North

Food category	Food item	FEHD markets			Link markets			Supermarkets			Neighbourhood fresh food retail outlets		
		Freq.	Average price (HK\$/ catty unless otherwise stated)	Price range (HK\$/ catty unless otherwise stated)	Freq.	Average price (HK\$/ catty unless otherwise stated)	Price range (HK\$/ catty unless otherwise stated)	Freq.	Average price (HK\$/ catty unless otherwise stated)	Price range (HK\$/ catty unless otherwise stated)	Freq.	Average price (HK\$/ catty unless otherwise stated)	Price range (HK\$/ catty unless otherwise stated)
Pork	Fresh lean pork	31	48.6	44.0 - 60.0	2	48.0	40.0 - 56.0	4	51.8	44.9 - 65.8	-	-	-
	Fresh pork chop	28	53.4	48.0 - 60.0	2	50.0	44.0 - 56.0	5	55.6	50.9 - 62.9	-	-	-
	Fresh pork spare ribs	29	64.1	56.0 - 70.0	2	56.0	56.0 - 56.0	4	69.9	64.0 - 78.6	-	-	-
	Fresh pork shoulder blade	30	51.0	46.0 - 54.0	2	56.0	56.0 - 56.0	3	57.9	54.0 - 65.8	-	-	-
Beef	Fresh beef	4	93.0	90.0 - 96.0	-	-	-	-	-	-	-	-	-
	Fresh beef brisket	4	93.0	90.0 - 96.0	-	-	-	-	-	-	-	-	-
Poultry	Chilled chicken	16	41.3	20.5 - 65.0	-	-	-	11	31.8	19.9 - 59.9	-	-	-
Salt-water fish	Golden thread	35	50.1	32.0 - 64.0	5	58.1	40.0 - 72.0	-	-	-	-	-	-
	Bigeye	11	96.0	48.0 - 128.0	-	-	-	-	-	-	-	-	-
	Horsehead	14	44.0	20.3 - 64.0	2	47.2	30.3 - 64.0	-	-	-	-	-	-
	Yellow croaker	25	44.8	21.9 - 56.0	-	-	-	-	-	-	-	-	-
Fresh-water fish	Grass carp belly	9	34.9	32.0 - 40.0	2	42.5	40.0 - 45.0	-	-	-	-	-	-
	Fish head (Big Head)	5	36.8	28.0 - 48.0	2	52.0	48.0 - 56.0	-	-	-	-	-	-
	Crucian Carp	7	35.0	26.8 - 41.7	1	34.0	34.0 - 34.0	-	-	-	-	-	-
Fresh vegetables	Cabbage, white	14	10.3	9.0 - 12.0	3	12.0	10.0 - 14.0	-	-	-	-	-	-
	Cabbage, flowering	49	11.2	7.5 - 15.0	4	13.0	12.0 - 15.0	5	12.7	7.9 - 15.9	7	10.4	7.5 - 13.3
	Tomato	40	9.1	6.0 - 14.0	4	13.0	13.0 - 13.0	6	9.9	7.9 - 11.7	8	8.0	6.7 - 9.3
	Hairy gourd	25	8.2	7.0 - 12.0	3	11.0	10.0 - 12.0	2	5.9	5.2 - 6.5	5	6.6	5.0 - 8.0
	Chinese kale	16	10.6	9.0 - 12.0	3	13.3	12.0 - 14.0	-	-	-	1	7.0	7.0 - 7.0
	Potato	39	6.9	5.0 - 10.0	4	7.5	5.0 - 9.0	-	-	-	7	8.0	6.7 - 10.0
	Chinese lettuce	27	9.1	8.0 - 12.0	3	12.0	12.0 - 12.0	4	15.3	5.2 - 24.0	7	7.9	6.5 - 10.0
	Corn(*)	32	5.7	3.3 - 7.0	4	6.5	6.0 - 7.0	5	3.6	3.3 - 4.6	2	3.2	3.0 - 3.3
	Purple eggplant	22	8.7	7.0 - 12.0	4	11.5	10.0 - 12.0	5	16.0	9.2 - 18.8	3	7.3	6.0 - 10.0
Fresh fruit	Cucumber	14	9.3	8.0 - 16.0	3	12.0	10.0 - 13.0	-	-	-	1	10.0	10.0 - 10.0
	Apple(*)	51	5.2	2.5 - 10.0	10	4.5	1.3 - 6.7	27	3.9	1.9 - 8.0	10	4.1	2.2 - 6.3
	Orange(*)	55	5.7	2.9 - 9.0	8	5.0	2.2 - 7.7	18	5.0	2.0 - 7.7	20	4.1	2.2 - 7.5
Egg	Chinese pear(*)	19	3.1	2.0 - 7.5	3	2.8	2.5 - 3.3	8	2.7	1.8 - 4.2	4	2.6	2.5 - 2.9
	Egg(*)	31	1.2	0.9 - 1.6	3	1.3	1.2 - 1.4	7	1.3	0.9 - 1.8	-	-	-
Canned food	Chopped pork and ham(*)	6	13.3	11.0 - 22.0	1	12.0	12.0 - 12.0	8	12.5	9.3 - 21.3	4	13.0	13.0 - 13.0
	Fried dace with salted black bean(*)	6	19.3	18.0 - 21.0	1	20.0	20.0 - 20.0	7	22.0	18.9 - 23.9	4	21.0	18.0 - 22.0
	Spiced pork cubes(*)	5	14.1	12.0 - 22.0	1	12.0	12.0 - 12.0	9	14.1	11.6 - 22.6	4	13.0	13.0 - 13.0

(*) Average price in HK\$/ each

Sha Tin

Food category	Food item	FEHD markets			Link markets			Supermarkets			Neighbourhood fresh food retail outlets		
		Freq.	Average price (HK\$/ catty unless otherwise stated)	Price range (HK\$/ catty unless otherwise stated)	Freq.	Average price (HK\$/ catty unless otherwise stated)	Price range (HK\$/ catty unless otherwise stated)	Freq.	Average price (HK\$/ catty unless otherwise stated)	Price range (HK\$/ catty unless otherwise stated)	Freq.	Average price (HK\$/ catty unless otherwise stated)	Price range (HK\$/ catty unless otherwise stated)
Pork	Fresh lean pork	30	53.5	42.0 - 69.0	12	45.5	36.0 - 52.0	8	50.0	45.0 - 56.0	6	47.0	42.0 - 52.0
	Fresh pork chop	29	58.0	49.0 - 79.0	15	49.7	40.0 - 64.0	7	57.0	51.0 - 64.0	6	55.0	52.0 - 60.0
	Fresh pork spare ribs	29	60.9	32.0 - 96.0	14	67.1	64.0 - 72.0	5	64.0	64.0 - 64.0	6	66.3	62.0 - 72.0
	Fresh pork shoulder blade	28	55.0	48.0 - 79.0	14	45.9	36.0 - 58.0	6	56.7	54.0 - 65.8	6	49.7	42.0 - 56.0
Beef	Fresh beef	10	107.7	100.0 - 116.0	4	102.0	96.0 - 108.0	2	146.7	130.0 - 163.3	-	-	-
	Fresh beef brisket	8	92.8	88.0 - 98.0	4	79.0	72.0 - 88.0	3	125.6	116.7 - 130.0	-	-	-
Poultry	Chilled chicken	9	64.8	27.0 - 135.0	7	37.7	25.4 - 47.5	19	31.6	16.3 - 47.5	10	30.1	17.5 - 43.6
Salt-water fish	Golden thread	17	57.5	18.0 - 72.0	17	61.2	28.1 - 112.0	1	72.0	72.0 - 72.0	-	-	-
	Bigeye	5	78.4	40.0 - 112.0	4	90.0	56.0 - 112.0	-	-	-	-	-	-
	Horsehead	13	48.5	24.7 - 64.0	6	48.3	20.3 - 72.0	-	-	-	-	-	-
	Yellow croaker	18	65.5	32.8 - 208.0	14	55.0	25.5 - 80.0	1	64.0	64.0 - 64.0	-	-	-
Fresh-water fish	Grass carp belly	21	35.4	28.0 - 47.3	12	34.7	10.0 - 46.0	1	33.8	33.8 - 33.8	-	-	-
	Fish head (Big Head)	9	42.0	40.0 - 50.0	11	41.5	40.0 - 48.0	-	-	-	-	-	-
	Crucian Carp	14	30.3	22.4 - 45.0	11	29.1	26.8 - 37.3	-	-	-	-	-	-
Fresh vegetables	Cabbage, white	20	13.0	10.0 - 16.0	8	9.4	8.0 - 10.0	2	20.5	11.9 - 29.2	13	11.6	5.0 - 27.2
	Cabbage, flowering	54	14.7	9.0 - 30.0	49	9.9	6.5 - 25.0	6	14.1	6.5 - 35.9	33	9.6	3.3 - 35.7
	Tomato	56	12.0	5.9 - 36.0	36	9.1	5.0 - 24.0	7	17.4	5.3 - 34.5	14	10.9	5.0 - 34.1
	Hairy gourd	47	11.1	6.0 - 18.0	25	8.8	5.0 - 16.0	5	10.8	5.2 - 18.5	17	8.8	5.0 - 27.2
	Chinese kale	24	13.4	10.0 - 18.0	11	9.0	6.5 - 12.0	4	14.9	7.9 - 31.8	18	9.4	5.0 - 35.7
	Potato	49	9.5	5.0 - 18.0	28	6.6	4.0 - 15.0	7	10.6	4.4 - 16.9	19	8.3	5.0 - 40.6
	Chinese lettuce	40	13.6	8.0 - 36.0	29	8.0	5.0 - 12.0	2	17.3	10.5 - 24.1	15	10.2	6.5 - 23.6
	Corn(*)	43	6.8	2.5 - 14.0	22	5.0	2.5 - 7.0	3	6.7	3.3 - 10.0	22	4.1	2.0 - 8.5
	Purple eggplant	35	13.6	6.8 - 48.0	21	9.1	4.9 - 18.0	4	12.9	6.5 - 18.5	17	9.6	5.0 - 26.8
Fresh fruit	Cucumber	25	12.1	7.0 - 28.0	11	9.0	6.0 - 14.0	5	11.9	7.9 - 17.2	6	6.7	6.0 - 8.0
	Apple(*)	23	6.3	3.0 - 11.7	25	4.1	2.5 - 6.3	32	4.4	2.7 - 8.0	23	4.9	2.0 - 7.5
	Orange(*)	18	6.5	3.3 - 11.7	25	4.0	2.0 - 6.7	25	5.0	2.7 - 9.5	32	3.9	2.0 - 8.3
Egg	Chinese pear(*)	6	3.7	2.5 - 5.0	9	2.6	2.0 - 3.3	13	2.7	1.8 - 3.5	7	2.2	1.7 - 2.7
	Egg(*)	21	1.4	0.7 - 2.0	29	1.4	0.9 - 4.5	9	1.3	0.9 - 1.8	19	1.1	0.8 - 2.7
Canned food	Chopped pork and ham(*)	6	13.5	12.0 - 19.0	6	11.8	11.0 - 13.0	10	12.6	9.9 - 21.3	11	11.2	10.3 - 11.9
	Fried dace with salted black bean(*)	5	20.9	19.0 - 22.0	7	20.1	20.0 - 21.0	9	20.7	17.9 - 23.9	7	21.1	18.0 - 22.9
	Spiced pork cubes(*)	-	-	-	4	12.0	12.0 - 12.0	12	13.4	11.6 - 22.6	7	12.5	11.0 - 13.5

(*) Average price in HK\$/ each

Tai Po

Food category	Food item	FEHD markets			Link markets			Supermarkets			Neighbourhood fresh food retail outlets		
		Freq.	Average price (HK\$/ catty unless otherwise stated)	Price range (HK\$/ catty unless otherwise stated)	Freq.	Average price (HK\$/ catty unless otherwise stated)	Price range (HK\$/ catty unless otherwise stated)	Freq.	Average price (HK\$/ catty unless otherwise stated)	Price range (HK\$/ catty unless otherwise stated)	Freq.	Average price (HK\$/ catty unless otherwise stated)	Price range (HK\$/ catty unless otherwise stated)
Pork	Fresh lean pork	39	55.2	40.0 - 68.0	4	58.3	50.0 - 64.0	2	49.5	46.0 - 52.9	4	48.0	46.0 - 52.0
	Fresh pork chop	35	54.7	44.0 - 74.0	4	61.8	54.0 - 65.0	2	51.9	50.9 - 52.9	4	53.5	48.0 - 62.0
	Fresh pork spare ribs	33	67.5	52.0 - 78.0	4	71.8	64.0 - 75.0	2	64.0	64.0 - 64.0	4	65.5	56.0 - 70.0
	Fresh pork shoulder blade	37	54.9	36.0 - 65.0	4	54.8	48.0 - 64.0	1	54.0	54.0 - 54.0	4	53.0	38.0 - 62.0
Beef	Fresh beef	3	102.3	93.0 - 108.0	2	90.0	90.0 - 90.0	-	-	-	-	-	-
	Fresh beef brisket	3	85.3	80.0 - 88.0	2	88.0	88.0 - 88.0	-	-	-	-	-	-
Poultry	Chilled chicken	26	34.2	25.0 - 45.9	-	-	-	5	29.1	22.7 - 32.4	2	28.4	26.5 - 30.2
Salt-water fish	Golden thread	52	53.4	20.0 - 80.0	6	73.3	64.0 - 80.0	-	-	-	2	64.0	64.0 - 64.0
	Bigeye	9	89.8	56.0 - 112.0	2	88.0	80.0 - 96.0	-	-	-	-	-	-
	Horsehead	41	44.4	20.3 - 65.0	9	64.1	32.5 - 96.0	-	-	-	1	48.0	48.0 - 48.0
	Yellow croaker	31	50.1	25.0 - 96.0	6	61.3	48.0 - 80.0	-	-	-	-	-	-
Fresh-water fish	Grass carp belly	10	34.4	25.0 - 38.0	7	36.3	32.0 - 40.0	-	-	-	2	41.0	40.0 - 42.0
	Fish head (Big Head)	10	47.2	40.0 - 48.0	7	45.9	45.0 - 46.0	-	-	-	-	-	-
	Crucian Carp	8	35.0	28.0 - 41.7	7	25.9	20.0 - 29.8	-	-	-	-	-	-
Fresh vegetables	Cabbage, white	20	15.5	12.0 - 34.0	2	15.0	14.0 - 16.0	2	9.9	9.5 - 10.4	12	9.2	6.5 - 12.0
	Cabbage, flowering	38	15.6	12.0 - 34.0	6	13.7	12.0 - 16.0	5	11.6	6.5 - 15.9	14	8.4	6.0 - 14.0
	Tomato	45	13.7	8.0 - 34.0	7	12.1	9.0 - 16.0	2	11.1	11.0 - 11.2	9	9.1	8.0 - 10.0
	Hairy gourd	36	14.8	10.0 - 40.0	6	12.3	8.0 - 16.0	-	-	-	8	7.4	5.0 - 12.0
	Chinese kale	14	17.3	12.0 - 34.0	5	11.8	5.0 - 16.0	-	-	-	7	10.1	7.5 - 15.0
	Potato	44	12.2	6.0 - 50.0	6	9.3	6.0 - 12.0	4	8.5	7.0 - 10.2	14	4.9	3.5 - 8.0
	Chinese lettuce	33	15.2	10.0 - 36.0	5	13.6	10.0 - 16.0	2	24.0	24.0 - 24.0	10	7.1	6.5 - 8.0
	Corn(*)	38	8.5	6.0 - 21.0	4	7.8	7.0 - 8.0	4	3.3	2.0 - 4.3	8	3.8	2.0 - 7.0
	Purple eggplant	29	13.9	10.0 - 32.0	5	12.6	8.0 - 16.0	-	-	-	10	8.2	5.8 - 10.0
Fresh fruit	Cucumber	26	14.1	10.0 - 36.0	6	13.0	10.0 - 16.0	-	-	-	6	7.0	6.0 - 8.0
	Apple(*)	4	5.8	5.0 - 6.7	8	4.9	3.3 - 7.5	23	5.3	2.5 - 9.9	11	3.5	2.8 - 5.0
	Orange(*)	4	6.7	6.0 - 7.3	13	5.6	3.3 - 7.3	19	4.6	2.7 - 7.7	6	3.7	3.7 - 3.8
	Chinese pear(*)	2	2.5	2.5 - 2.5	4	3.2	3.0 - 3.8	4	2.5	1.8 - 3.0	6	1.9	1.7 - 2.0
Egg	Egg(*)	20	1.5	1.2 - 2.0	21	1.3	0.9 - 2.5	4	1.0	0.9 - 1.1	8	0.8	0.8 - 0.9
Canned food	Chopped pork and ham(*)	7	12.4	12.0 - 13.0	2	14.0	13.0 - 15.0	6	11.8	9.9 - 12.9	7	11.6	10.3 - 12.9
	Fried dace with salted black bean(*)	5	20.6	20.0 - 22.0	4	20.1	20.0 - 20.5	4	21.9	21.9 - 21.9	5	19.9	19.0 - 20.9
	Spiced pork cubes(*)	5	12.2	11.0 - 15.0	1	13.0	13.0 - 13.0	7	14.2	12.5 - 22.6	4	12.2	11.8 - 12.5

(*) Average price in HK\$/ each

Tsuen Wan

Food category	Food item	FEHD markets			Link markets			Supermarkets			Neighbourhood fresh food retail outlets		
		Freq.	Average price (HK\$/ catty unless otherwise stated)	Price range (HK\$/ catty unless otherwise stated)	Freq.	Average price (HK\$/ catty unless otherwise stated)	Price range (HK\$/ catty unless otherwise stated)	Freq.	Average price (HK\$/ catty unless otherwise stated)	Price range (HK\$/ catty unless otherwise stated)	Freq.	Average price (HK\$/ catty unless otherwise stated)	Price range (HK\$/ catty unless otherwise stated)
Pork	Fresh lean pork	27	49.5	44.0 - 56.0	2	60.0	60.0 - 60.0	4	43.9	40.6 - 45.0	2	46.0	44.0 - 48.0
	Fresh pork chop	26	52.6	46.0 - 58.0	2	58.0	58.0 - 58.0	5	53.0	50.0 - 54.0	2	53.0	48.0 - 58.0
	Fresh pork spare ribs	23	65.7	58.0 - 70.0	2	68.0	68.0 - 68.0	4	65.0	64.0 - 68.0	2	71.0	66.0 - 76.0
	Fresh pork shoulder blade	24	51.9	46.0 - 58.0	2	60.0	60.0 - 60.0	4	54.0	53.9 - 54.0	2	50.0	50.0 - 50.0
Beef	Fresh beef	6	96.0	86.0 - 98.0	-	-	-	-	-	-	-	-	-
	Fresh beef brisket	6	68.0	68.0 - 68.0	-	-	-	-	-	-	-	-	-
Poultry	Chilled chicken	14	29.5	18.1 - 55.0	-	-	-	14	35.9	22.1 - 45.3	4	27.3	20.5 - 33.3
Salt-water fish	Golden thread	56	43.8	16.0 - 64.0	-	-	-	-	-	-	-	-	-
	Bigeye	10	84.0	48.0 - 128.0	-	-	-	-	-	-	-	-	-
	Horsehead	11	45.1	20.3 - 56.0	-	-	-	-	-	-	-	-	-
	Yellow croaker	56	47.3	28.0 - 64.0	-	-	-	-	-	-	-	-	-
Fresh-water fish	Grass carp belly	7	34.4	30.0 - 40.0	-	-	-	1	42.0	42.0 - 42.0	2	38.0	36.0 - 40.0
	Fish head (Big Head)	7	41.6	35.0 - 48.0	-	-	-	1	40.0	40.0 - 40.0	2	40.0	40.0 - 40.0
	Crucian Carp	8	33.0	22.4 - 48.0	-	-	-	1	40.0	40.0 - 40.0	-	-	-
Fresh vegetables	Cabbage, white	8	9.4	8.0 - 10.0	-	-	-	1	26.0	26.0 - 26.0	8	8.4	7.5 - 10.0
	Cabbage, flowering	35	9.3	7.0 - 12.0	-	-	-	4	14.4	6.5 - 26.0	17	7.5	6.0 - 10.0
	Tomato	36	9.7	4.7 - 32.0	-	-	-	3	9.1	8.7 - 9.5	12	8.5	6.7 - 10.7
	Hairy gourd	26	7.3	4.8 - 10.0	-	-	-	1	16.0	16.0 - 16.0	5	7.9	7.0 - 9.0
	Chinese kale	15	9.2	6.0 - 10.0	-	-	-	2	17.2	17.2 - 17.2	12	7.8	5.0 - 10.0
	Potato	33	8.8	4.0 - 32.0	-	-	-	4	6.1	5.2 - 7.3	13	7.4	5.3 - 14.7
	Chinese lettuce	26	9.0	7.0 - 10.0	-	-	-	3	17.1	7.3 - 22.0	14	7.5	6.0 - 9.0
	Corn(*)	43	5.1	3.3 - 7.0	-	-	-	4	3.6	3.3 - 4.3	4	4.7	3.3 - 5.7
	Purple eggplant	13	8.9	6.0 - 14.0	-	-	-	3	11.9	9.2 - 17.2	6	6.5	6.0 - 7.8
Fresh fruit	Cucumber	13	8.3	6.0 - 12.0	-	-	-	1	9.2	9.2 - 9.2	7	8.0	6.0 - 12.0
	Apple(*)	25	3.9	2.0 - 7.5	-	-	-	28	4.3	1.9 - 9.9	2	4.5	4.0 - 5.0
	Orange(*)	36	3.3	1.4 - 6.7	-	-	-	21	5.1	2.4 - 7.5	3	2.7	2.4 - 3.0
Egg	Chinese pear(*)	4	2.3	2.0 - 2.5	-	-	-	6	2.4	1.8 - 3.0	-	-	-
	Egg(*)	-	-	-	6	1.0	0.9 - 1.0	6	1.3	0.9 - 2.2	5	0.9	0.8 - 1.0
Canned food	Chopped pork and ham(*)	6	12.2	12.0 - 13.0	4	11.0	11.0 - 11.0	6	11.9	9.9 - 12.9	8	11.4	10.3 - 12.9
	Fried dace with salted black bean(*)	4	20.0	20.0 - 20.0	4	19.0	19.0 - 19.0	4	22.4	21.9 - 23.9	3	19.9	18.0 - 20.9
	Spiced pork cubes(*)	-	-	-	2	12.0	12.0 - 12.0	8	14.1	11.6 - 22.6	8	12.7	12.5 - 13.0

(*) Average price in HK\$/ each

Tuen Mun

Food category	Food item	FEHD markets			Link markets			Supermarkets			Neighbourhood fresh food retail outlets		
		Freq.	Average price (HK\$/ catty unless otherwise stated)	Price range (HK\$/ catty unless otherwise stated)	Freq.	Average price (HK\$/ catty unless otherwise stated)	Price range (HK\$/ catty unless otherwise stated)	Freq.	Average price (HK\$/ catty unless otherwise stated)	Price range (HK\$/ catty unless otherwise stated)	Freq.	Average price (HK\$/ catty unless otherwise stated)	Price range (HK\$/ catty unless otherwise stated)
Pork	Fresh lean pork	22	50.6	46.0 - 58.0	7	47.7	46.0 - 48.0	4	52.2	46.0 - 65.3	6	37.7	36.0 - 40.0
	Fresh pork chop	22	53.9	45.0 - 76.0	7	54.6	50.0 - 62.0	2	51.9	50.9 - 52.9	6	53.0	40.0 - 66.0
	Fresh pork spare ribs	22	69.4	58.0 - 82.0	7	67.4	64.0 - 72.0	2	65.6	65.3 - 65.8	6	62.0	60.0 - 68.0
	Fresh pork shoulder blade	22	51.9	40.0 - 76.0	7	51.4	40.0 - 62.0	3	58.6	54.0 - 65.3	6	38.0	36.0 - 40.0
Beef	Fresh beef	3	96.0	92.0 - 98.0	2	110.0	110.0 - 110.0	-	-	-	-	-	-
	Fresh beef brisket	3	94.7	88.0 - 98.0	2	56.0	56.0 - 56.0	-	-	-	-	-	-
Poultry	Chilled chicken	16	35.2	20.5 - 55.0	1	24.0	24.0 - 24.0	5	30.4	23.2 - 36.7	2	15.7	14.0 - 17.5
Salt-water fish	Golden thread	48	46.9	20.0 - 84.3	3	64.9	50.6 - 72.0	-	-	-	-	-	-
	Bigeye	12	71.1	48.0 - 104.0	-	-	-	-	-	-	-	-	-
	Horsehead	14	45.5	22.7 - 65.0	2	43.2	30.3 - 56.0	-	-	-	-	-	-
	Yellow croaker	34	46.3	20.0 - 65.6	2	68.0	64.0 - 72.0	-	-	-	-	-	-
Fresh-water fish	Grass carp belly	10	55.6	36.0 - 76.0	2	34.0	32.0 - 36.0	3	41.1	41.1 - 41.1	-	-	-
	Fish head (Big Head)	7	52.6	40.0 - 72.0	2	56.0	56.0 - 56.0	-	-	-	-	-	-
	Crucian Carp	8	33.4	28.3 - 37.3	2	32.0	32.0 - 32.0	-	-	-	-	-	-
Fresh vegetables	Cabbage, white	31	12.0	5.0 - 24.0	4	10.5	8.0 - 12.0	-	-	-	9	6.7	5.5 - 9.0
	Cabbage, flowering	86	11.3	4.0 - 32.0	10	12.0	8.0 - 20.0	4	18.3	5.3 - 26.0	19	6.7	5.0 - 8.0
	Tomato	66	10.1	4.0 - 26.7	11	9.3	5.6 - 14.0	4	10.8	10.4 - 11.9	12	7.3	4.9 - 10.0
	Hairy gourd	47	9.8	5.0 - 24.0	11	8.3	6.0 - 12.0	-	-	-	8	5.5	3.5 - 9.1
	Chinese kale	21	12.7	4.0 - 24.0	5	9.2	8.0 - 10.0	-	-	-	5	5.8	5.0 - 6.5
	Potato	46	8.0	4.0 - 14.0	9	8.3	7.0 - 12.0	3	10.3	9.9 - 11.0	12	5.7	4.9 - 6.7
	Chinese lettuce	43	11.3	6.0 - 26.0	9	9.6	8.0 - 10.0	2	24.0	24.0 - 24.0	12	7.2	5.0 - 8.0
	Corn(*)	56	5.6	2.5 - 14.0	13	5.2	3.3 - 7.0	3	3.5	3.3 - 3.6	7	4.2	2.0 - 7.0
	Purple eggplant	24	11.5	4.0 - 26.0	6	9.3	8.0 - 10.0	-	-	-	9	7.0	4.9 - 12.0
Fresh fruit	Cucumber	26	10.3	4.0 - 22.0	6	10.7	8.0 - 14.0	-	-	-	3	8.0	7.0 - 10.0
	Apple(*)	17	4.7	2.0 - 6.3	9	3.7	2.9 - 5.0	22	4.3	2.5 - 8.9	8	3.4	2.0 - 4.0
	Orange(*)	17	3.9	2.5 - 6.3	10	4.5	2.0 - 6.7	16	4.6	2.4 - 7.7	10	2.7	2.0 - 4.0
	Chinese pear(*)	11	2.1	2.0 - 2.5	6	2.5	2.0 - 3.0	4	2.5	1.8 - 3.0	3	1.9	1.7 - 2.5
Egg	Egg(*)	15	1.5	0.8 - 1.7	13	1.2	0.9 - 1.7	8	1.3	0.9 - 2.2	10	0.9	0.8 - 1.1
Canned food	Chopped pork and ham(*)	-	-	-	2	12.5	12.5 - 12.5	4	12.2	7.4 - 21.3	2	10.3	10.3 - 10.3
	Fried dace with salted black bean(*)	-	-	-	1	20.0	20.0 - 20.0	6	19.7	10.0 - 23.9	2	22.4	20.9 - 23.9
	Spiced pork cubes(*)	-	-	-	1	12.0	12.0 - 12.0	5	14.5	12.5 - 22.6	1	12.5	12.5 - 12.5

(*) Average price in HK\$/ each

Yuen Long

Food category	Food item	FEHD markets			Link markets			Supermarkets			Neighbourhood fresh food retail outlets		
		Freq.	Average price (HK\$/ catty unless otherwise stated)	Price range (HK\$/ catty unless otherwise stated)	Freq.	Average price (HK\$/ catty unless otherwise stated)	Price range (HK\$/ catty unless otherwise stated)	Freq.	Average price (HK\$/ catty unless otherwise stated)	Price range (HK\$/ catty unless otherwise stated)	Freq.	Average price (HK\$/ catty unless otherwise stated)	Price range (HK\$/ catty unless otherwise stated)
Pork	Fresh lean pork	22	54.8	40.0 - 60.0	4	41.5	40.0 - 44.0	4	45.3	44.0 - 46.0	4	45.3	42.0 - 48.0
	Fresh pork chop	20	55.9	50.0 - 60.0	4	50.0	40.0 - 56.0	4	53.0	50.9 - 54.0	4	51.5	46.0 - 56.0
	Fresh pork spare ribs	21	64.3	58.0 - 68.0	4	60.5	60.0 - 62.0	3	63.6	62.9 - 64.0	4	59.0	48.0 - 68.0
	Fresh pork shoulder blade	19	57.2	40.0 - 68.0	4	45.0	42.0 - 48.0	3	54.0	54.0 - 54.0	2	47.5	45.0 - 50.0
Beef	Fresh beef	4	103.3	95.0 - 110.0	-	-	-	-	-	-	-	-	-
	Fresh beef brisket	3	97.0	95.0 - 98.0	-	-	-	-	-	-	-	-	-
Poultry	Chilled chicken	9	47.9	32.4 - 80.0	4	32.4	29.2 - 37.0	9	25.7	18.5 - 33.2	5	27.4	22.7 - 33.3
Salt-water fish	Golden thread	22	54.1	33.7 - 72.0	4	60.0	56.0 - 64.0	-	-	-	-	-	-
	Bigeye	3	101.3	96.0 - 112.0	2	72.0	64.0 - 80.0	-	-	-	-	-	-
	Horsehead	7	59.4	48.0 - 80.0	4	48.8	27.1 - 56.0	-	-	-	-	-	-
	Yellow croaker	19	59.1	36.0 - 128.0	4	52.0	48.0 - 56.0	-	-	-	-	-	-
Fresh-water fish	Grass carp belly	13	38.9	32.0 - 56.0	4	28.0	28.0 - 28.0	-	-	-	-	-	-
	Fish head (Big Head)	5	45.8	40.0 - 56.0	4	31.2	26.9 - 40.0	-	-	-	-	-	-
	Crucian Carp	15	33.1	24.0 - 41.7	4	31.5	20.0 - 56.0	-	-	-	-	-	-
Fresh vegetables	Cabbage, white	7	12.7	12.0 - 16.0	2	8.0	8.0 - 8.0	2	20.6	14.5 - 26.6	-	-	-
	Cabbage, flowering	39	11.3	10.0 - 16.0	14	10.0	7.0 - 16.0	7	23.2	14.5 - 31.8	16	8.9	5.5 - 13.0
	Tomato	35	11.1	9.0 - 16.0	9	8.1	6.0 - 10.0	7	12.0	8.1 - 16.9	9	10.7	8.0 - 12.0
	Hairy gourd	30	10.1	5.1 - 12.0	6	6.5	6.0 - 8.0	4	13.9	5.9 - 26.0	6	7.0	6.0 - 8.0
	Chinese kale	18	13.4	10.0 - 30.0	4	8.5	8.0 - 9.0	1	23.9	23.9 - 23.9	8	6.1	4.5 - 9.0
	Potato	39	9.8	6.0 - 14.0	10	6.4	5.0 - 9.0	4	10.3	5.2 - 13.2	8	6.3	5.0 - 7.0
	Chinese lettuce	24	12.0	10.0 - 32.0	8	7.6	7.0 - 8.0	4	22.6	19.9 - 24.0	8	7.2	5.5 - 10.0
	Corn(*)	26	6.0	4.5 - 8.0	6	3.8	2.7 - 5.0	3	3.7	3.3 - 4.3	7	3.2	2.0 - 6.0
	Purple eggplant	10	9.8	8.0 - 12.0	6	7.6	6.0 - 10.0	6	14.3	6.5 - 18.8	9	8.0	6.0 - 12.0
Fresh fruit	Cucumber	6	11.5	9.0 - 14.0	3	8.0	6.0 - 10.0	4	12.6	6.7 - 17.2	9	7.1	6.0 - 8.0
	Apple(*)	8	7.0	4.0 - 12.0	4	4.1	2.5 - 5.0	36	4.7	1.9 - 8.9	7	4.5	4.0 - 5.0
	Orange(*)	4	7.8	6.7 - 9.0	11	3.3	2.0 - 5.0	20	4.9	2.0 - 8.0	6	4.2	2.4 - 7.3
	Chinese pear(*)	3	4.3	3.0 - 5.0	1	2.5	2.5 - 2.5	9	2.4	1.8 - 3.0	2	3.0	3.0 - 3.0
Egg	Egg(*)	2	1.5	1.1 - 1.9	4	1.2	1.0 - 1.5	9	1.2	0.9 - 2.2	5	0.9	0.8 - 0.9
Canned food	Chopped pork and ham(*)	1	12.0	12.0 - 12.0	-	-	-	8	11.3	9.9 - 12.9	11	11.6	10.3 - 12.9
	Fried dace with salted black bean(*)	5	20.0	19.0 - 22.0	-	-	-	7	21.8	17.9 - 23.9	5	21.5	20.9 - 23.9
	Spiced pork cubes(*)	3	12.3	12.0 - 13.0	1	13.0	13.0 - 13.0	11	13.7	11.6 - 22.6	10	13.7	12.5 - 23.0

(*) Average price in HK\$/ each

Appendix H Example of the calculation procedure of average rank in Neighbourhood Ranking Approach

- Take “tomato” as an illustrative example, below shows the detailed calculation steps of average rank of “tomato” in FEHD market.

- Step1:** Calculate the average price of “Tomato” of each channel in each neighborhood.

		Average Prices for “Tomato” (HK\$/catty)			
FEHD markets		FEHD markets	Link markets	Supermarkets	Fresh food retail outlets
Total 15 FEHD markets	Chai Wan Market and CFC	10.4	9.3	11.5	7.9
	Java Road Market and CFC	8.5	8.6	10.9	8.5

	Tai Wai Market	11.4	8.9	7.9	8.5

- Step 2:** Rank the 4 different channels according to their average price (i.e. Step 1 result) in each neighborhood, from lowest price to highest price.

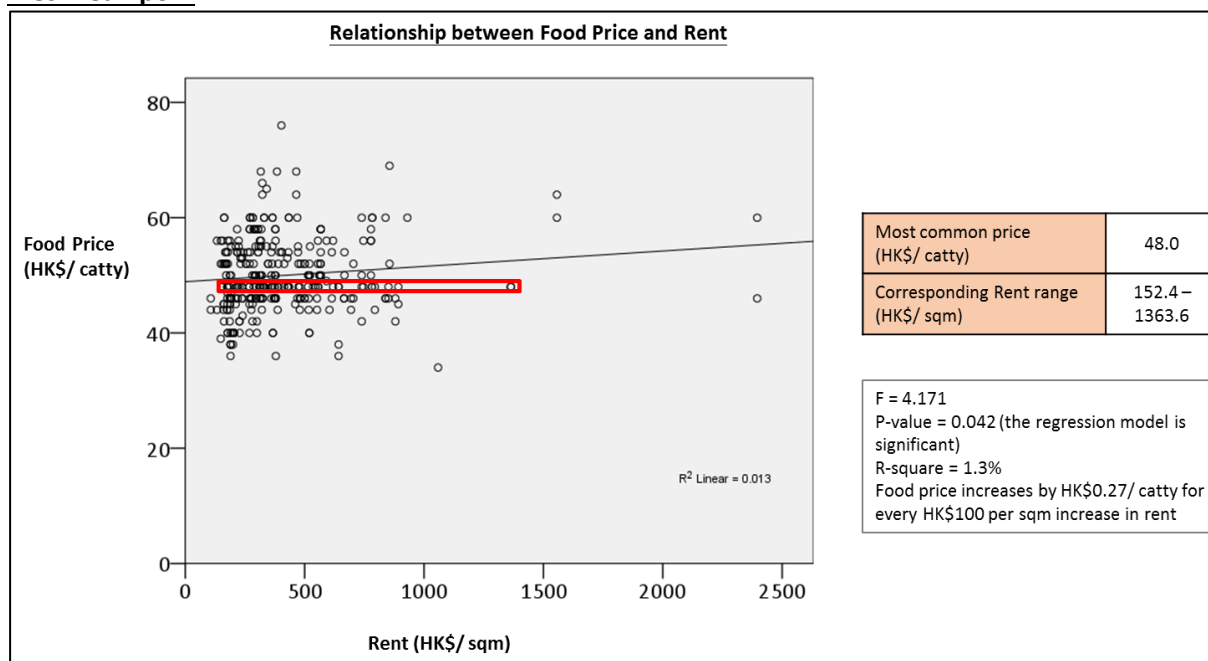
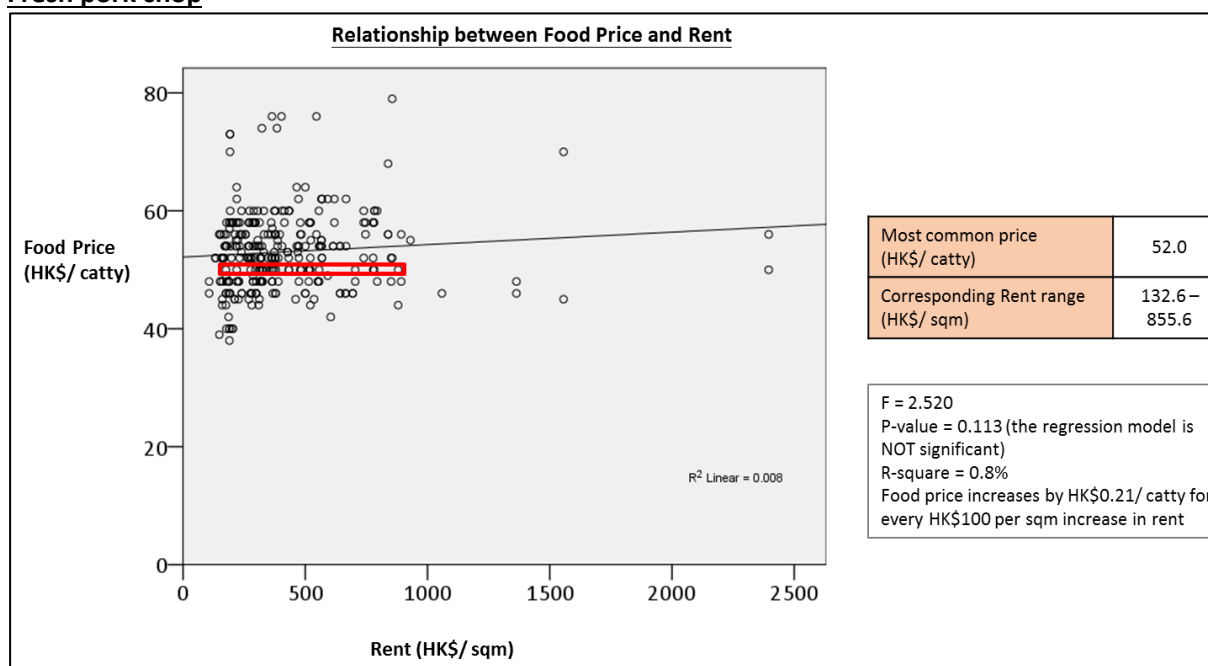
		Lowest price	Rank 1	Rank 2	Rank 3	Rank 4	Highest price
		Rank of Retail Channel for “Tomato”					
FEHD markets		FEHD markets	Link markets	Supermarkets	Fresh food retail outlets		
Total 15 FEHD markets	Chai Wan Market and CFC	3	2	4	1		
	Java Road Market and CFC	1	3	4	2		
		
	Tai Wai Market	4	3	1	2		

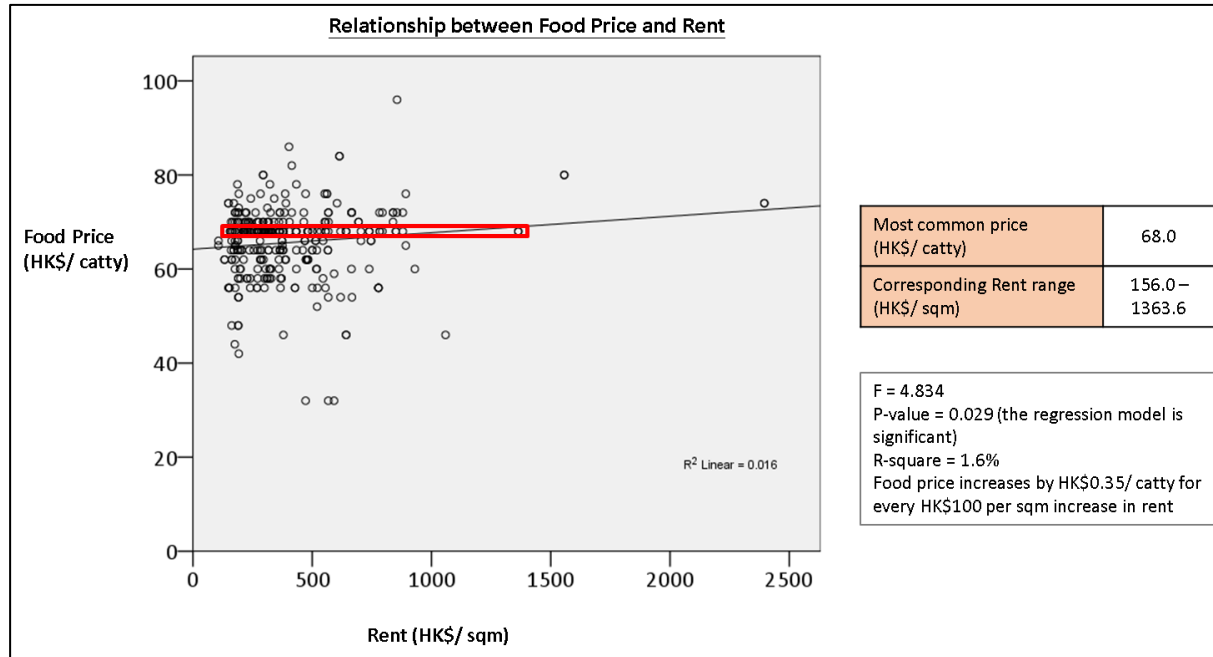
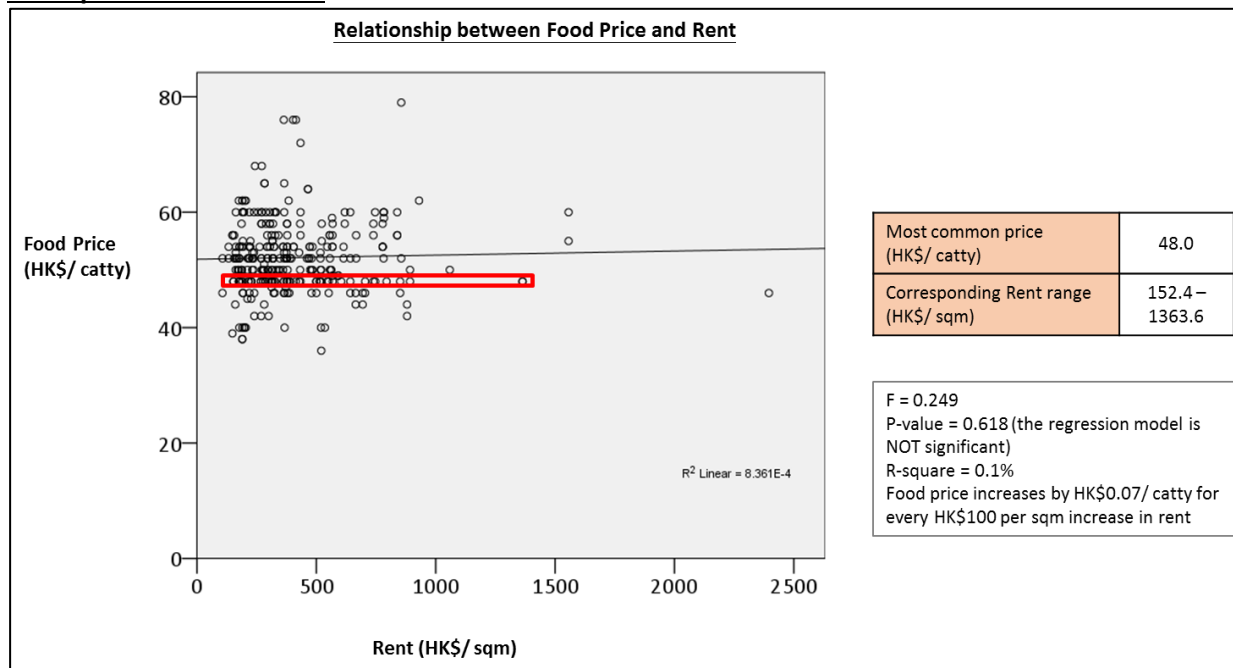
- Step 3:** Take average on the ranks of FEHD markets obtained in Step 2.

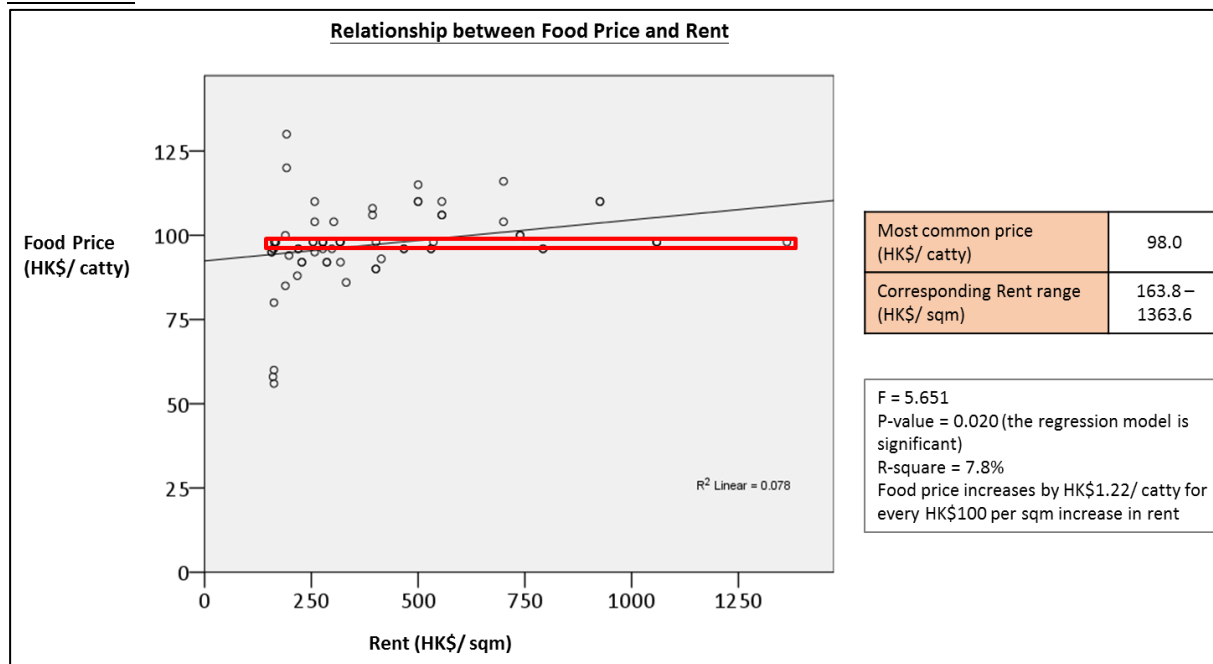
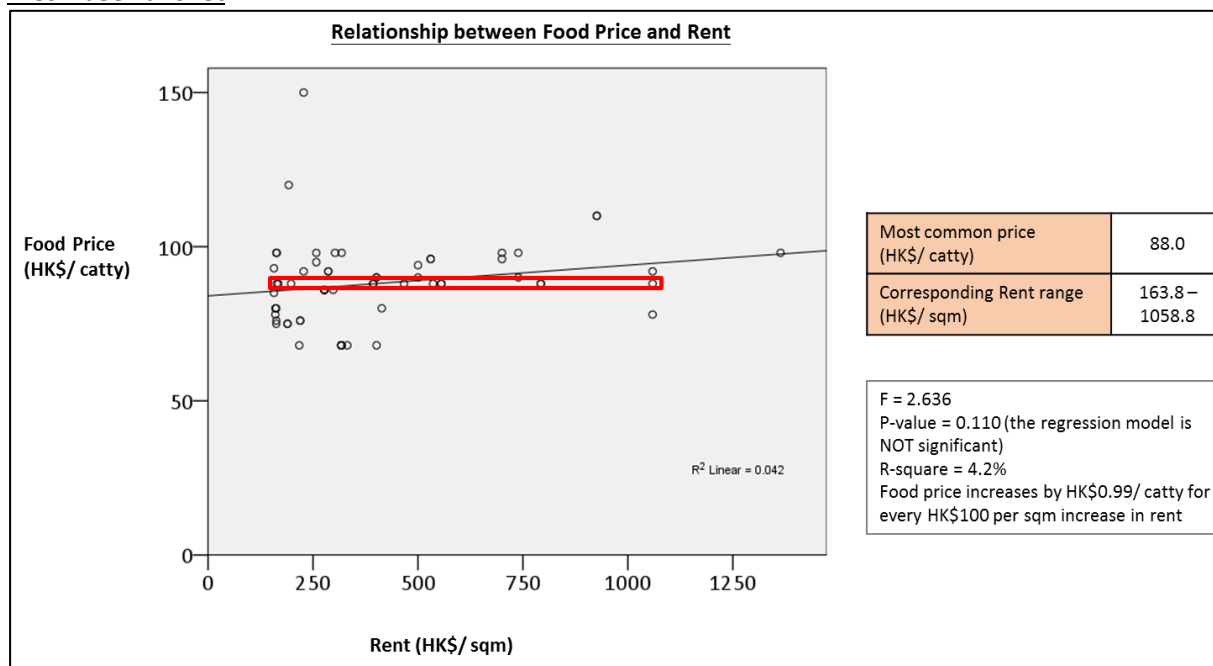
		Lowest price	Rank 1	Rank 2	Rank 3	Rank 4	Highest price
		Rank of Retail Channel for “Tomato”					
FEHD markets		FEHD markets	Link markets	Supermarkets	Fresh food retail outlets		
Total 15 FEHD markets	Chai Wan Market and CFC	3	2	4	1		
	Java Road Market and CFC	1	3	4	2		
		
	Tai Wai Market	4	3	1	2		

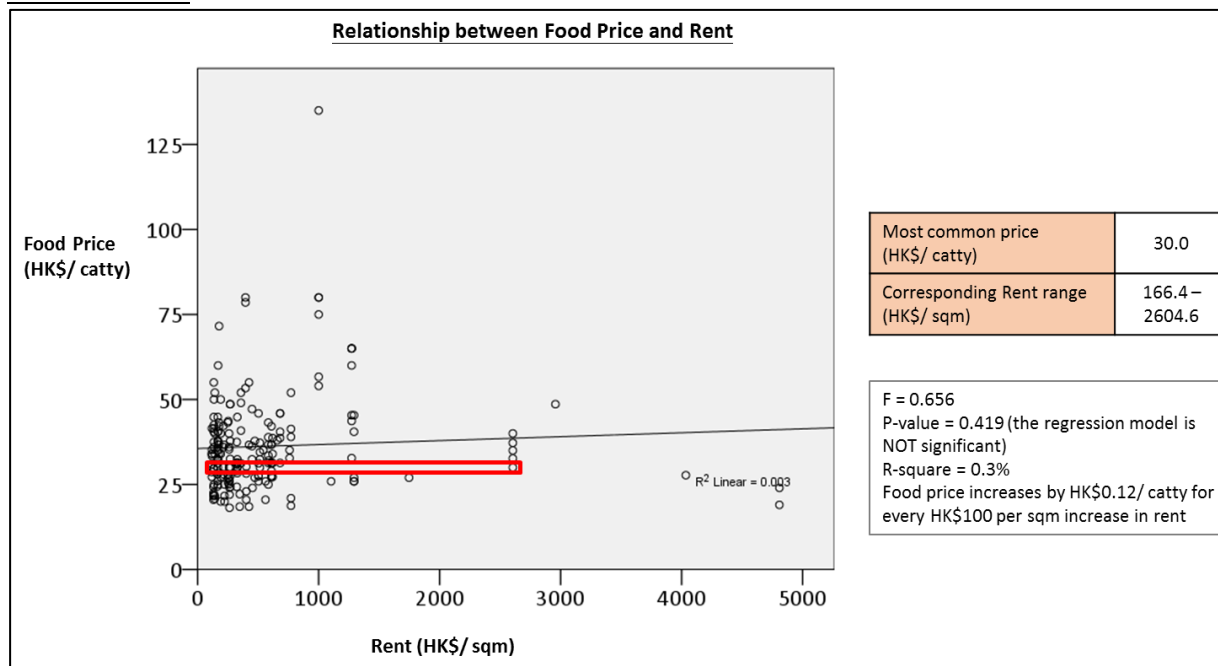
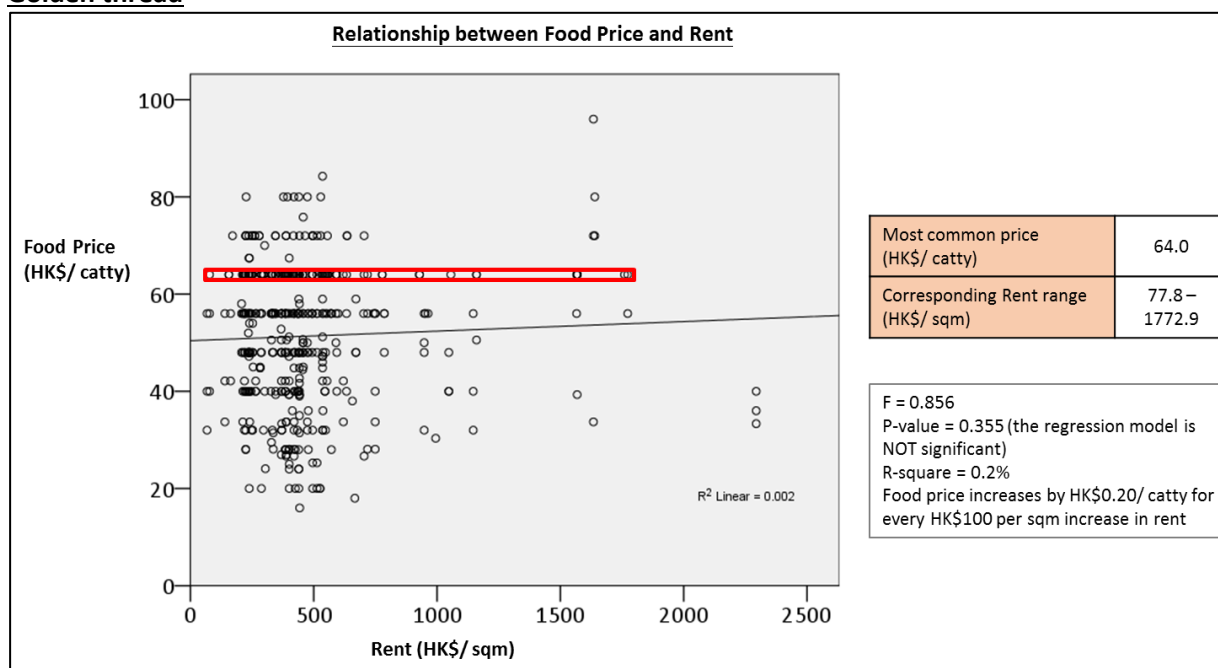
$$\text{Average rank of “Tomato” in FEHD markets} = (3 + 1 + \dots + 4) / 15 = 3.0$$

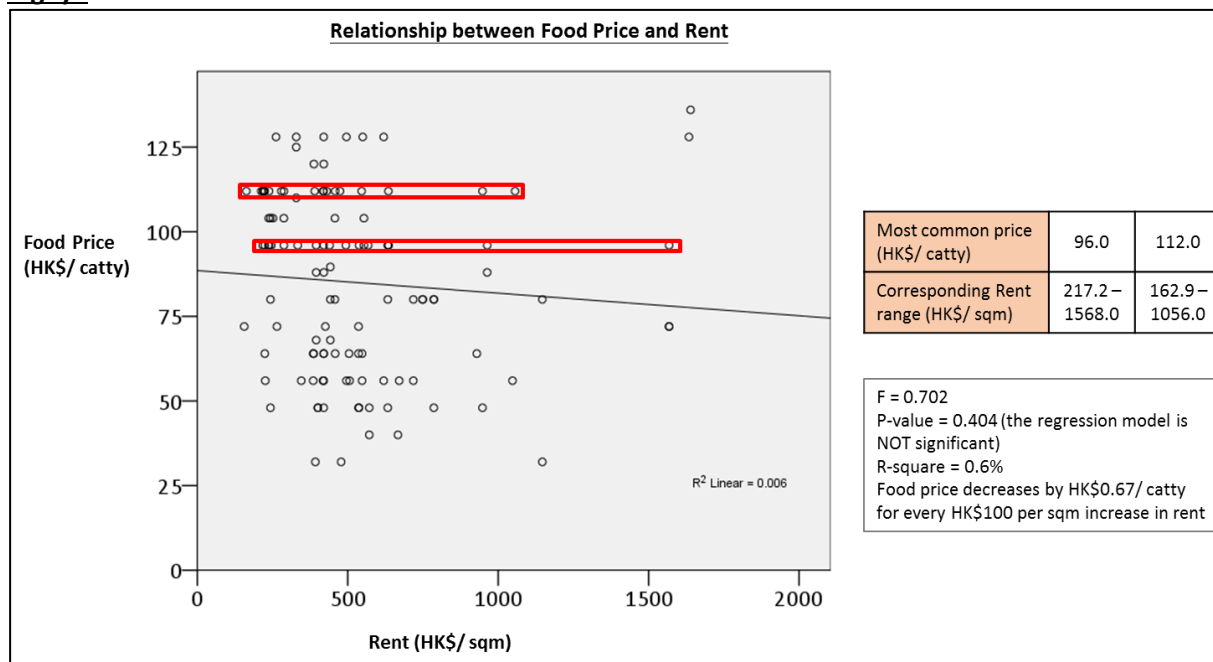
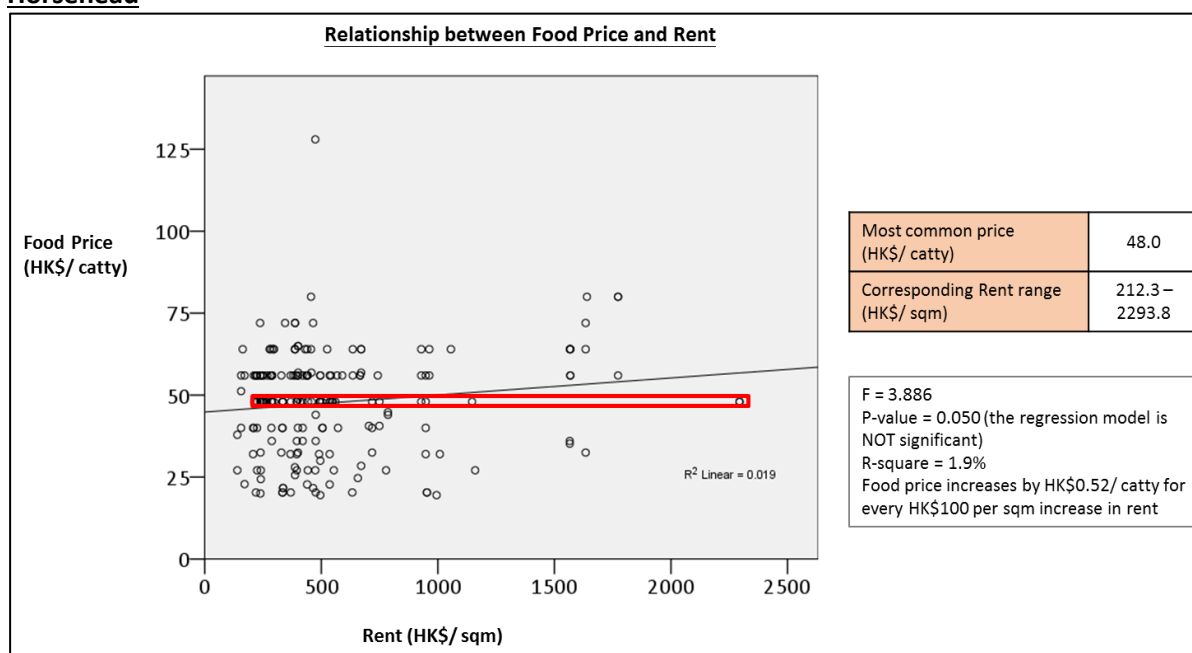
Tomato is available in at least 11 FEHD markets with all corresponding types of retail channel nearby.

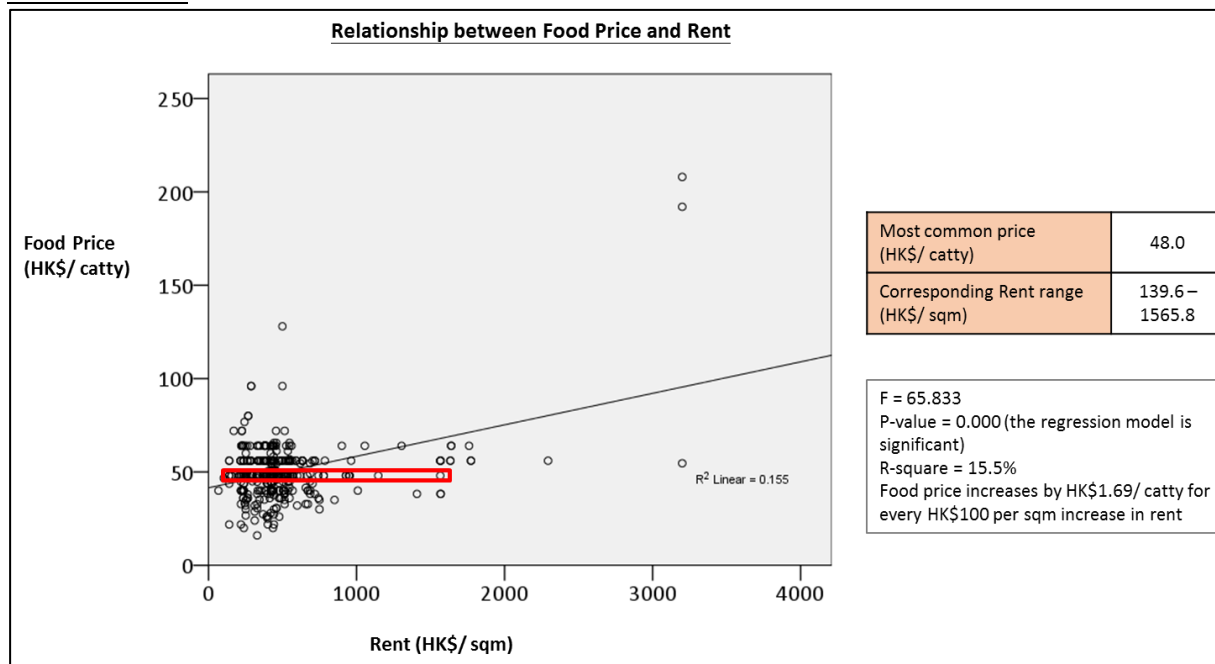
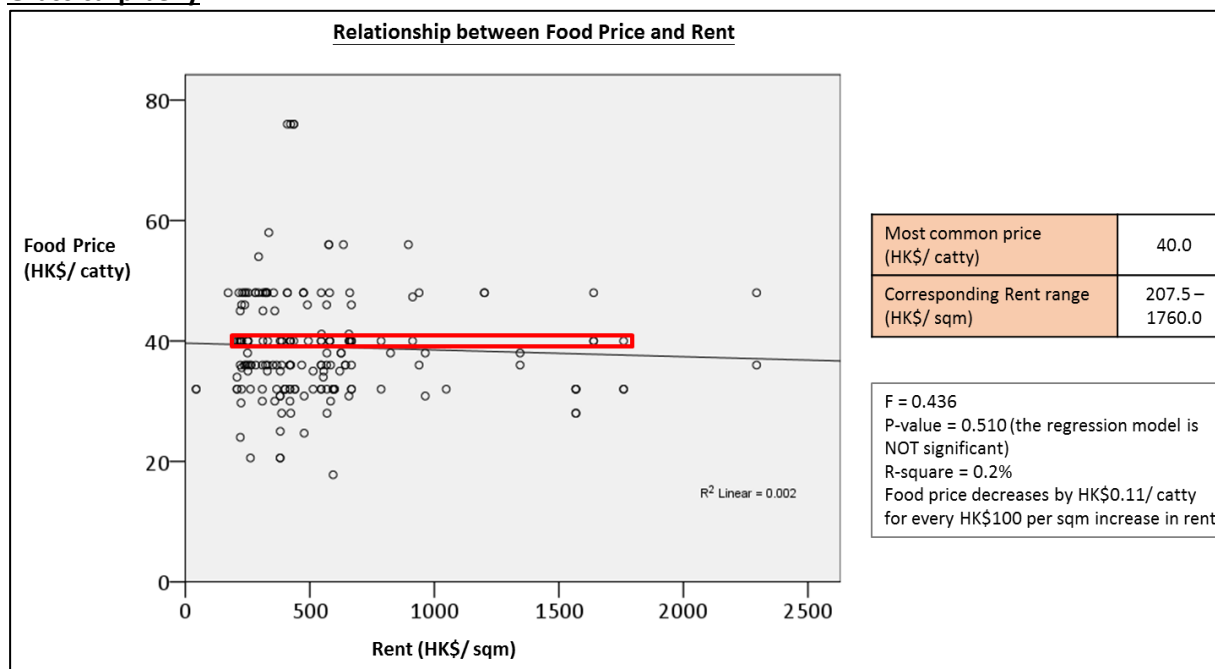
Appendix I Relationship between food price and rent in FEHD market for each food item**Fresh lean pork****Fresh pork chop**

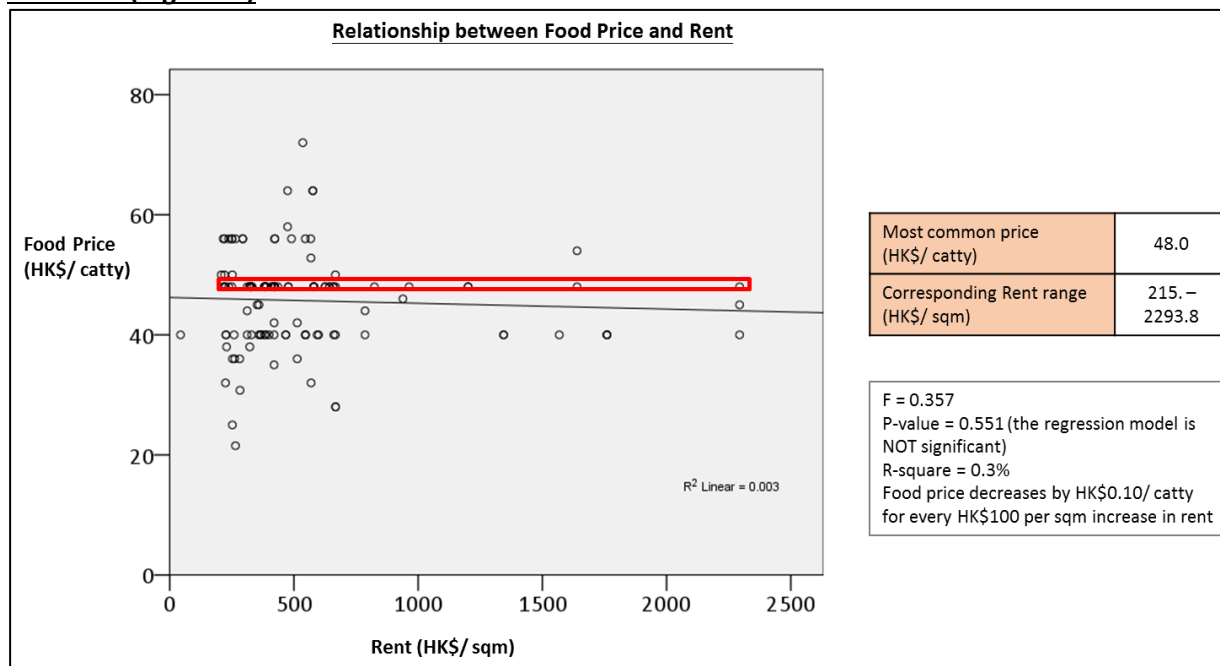
Fresh pork spare ribs**Fresh pork shoulder blade**

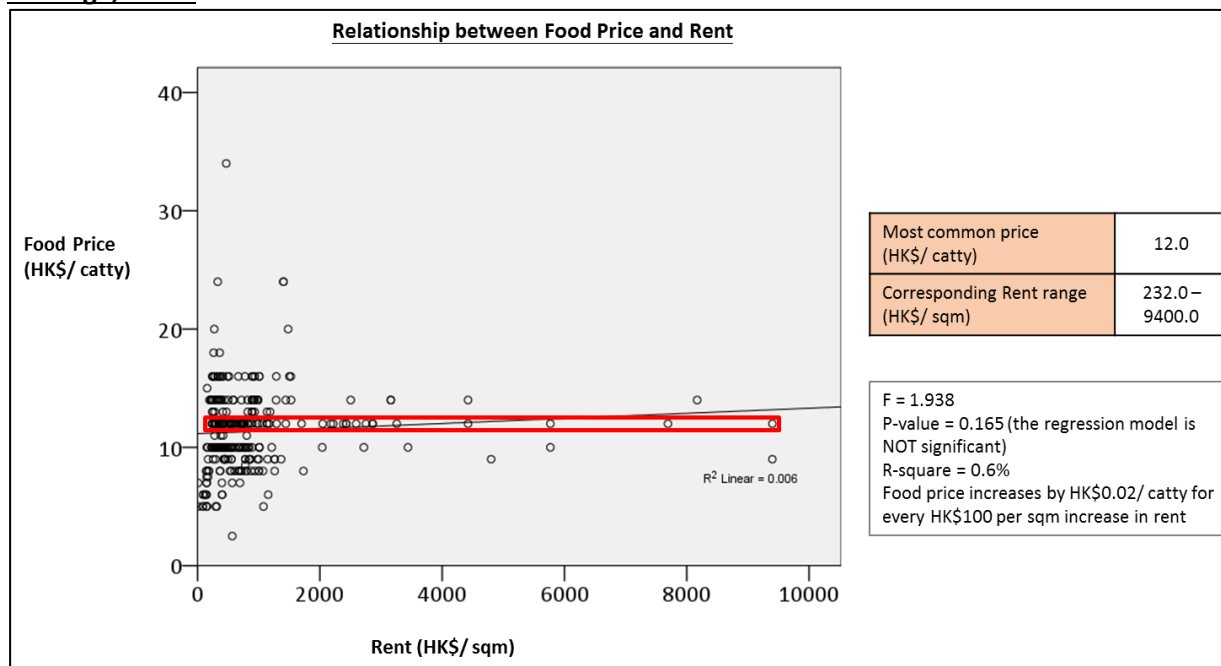
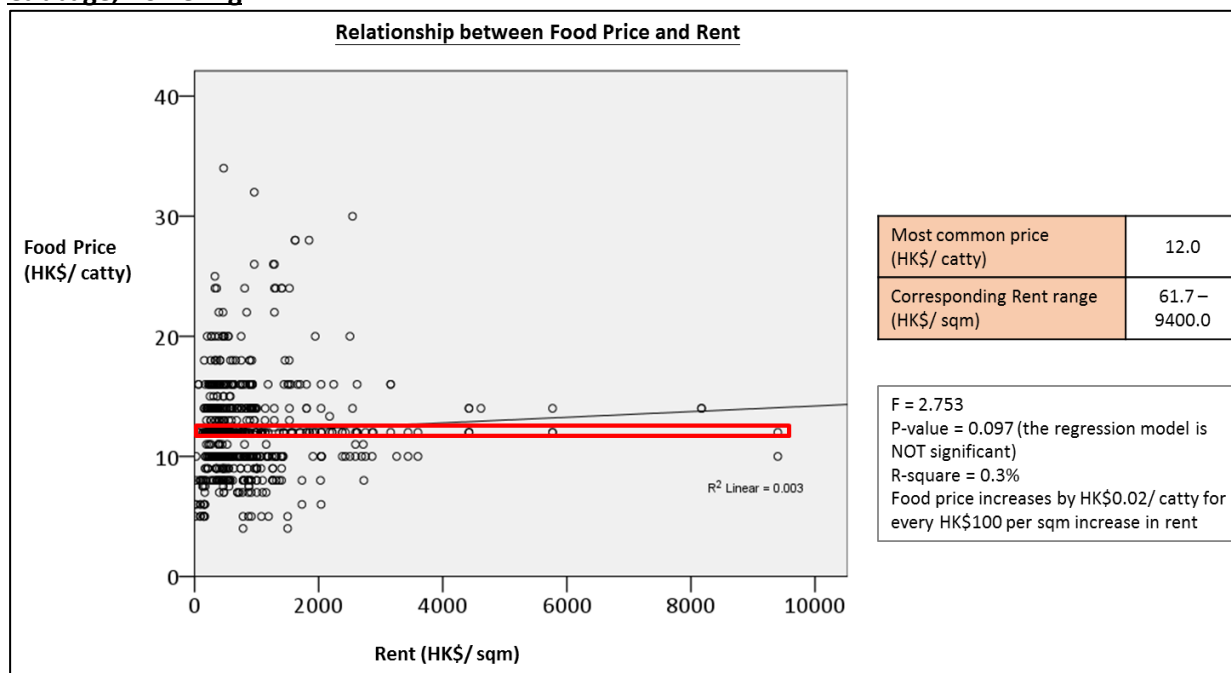
Fresh beef**Fresh beef brisket**

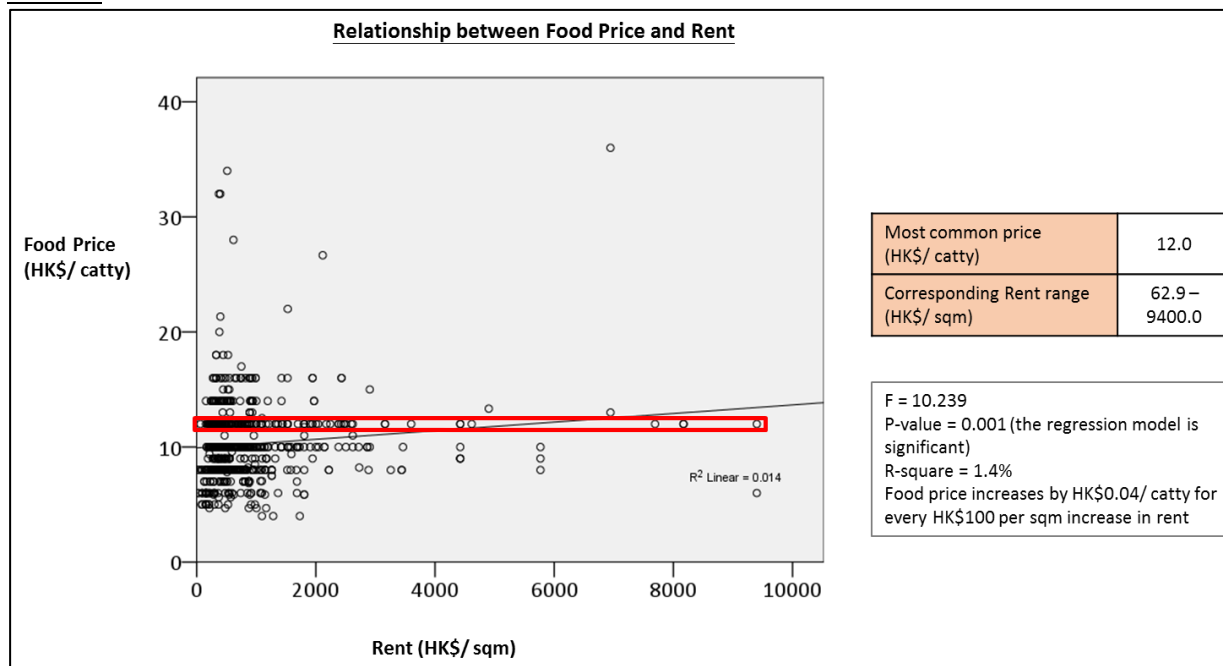
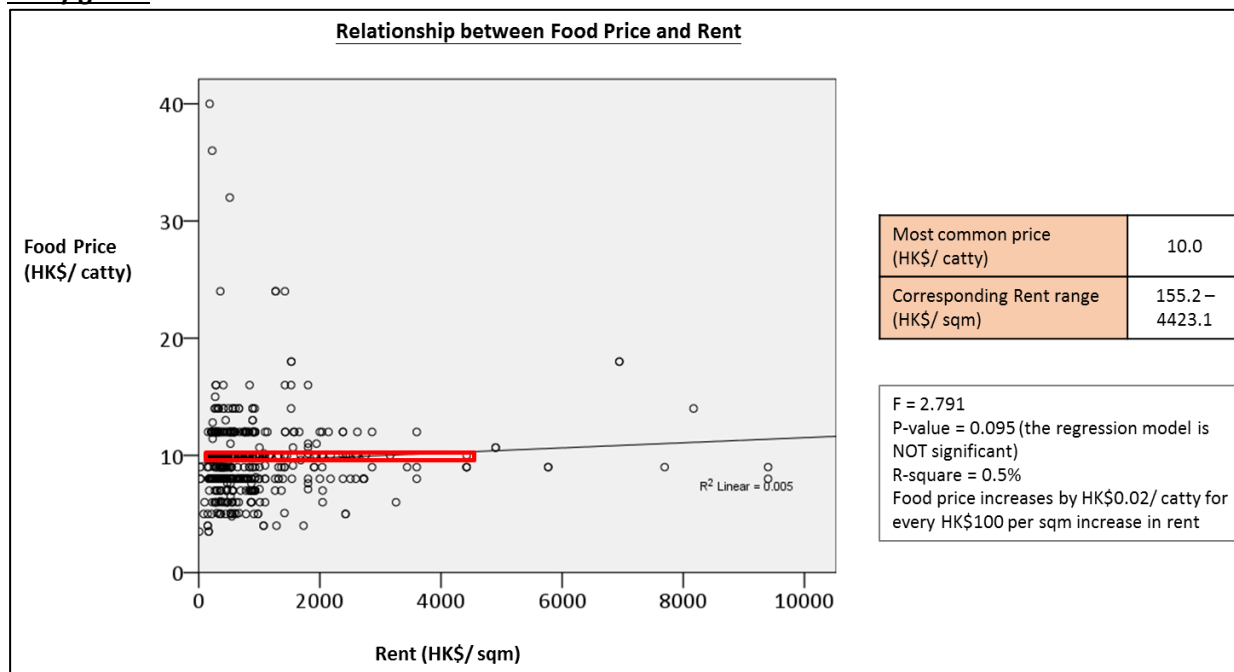
Chilled chicken**Golden thread**

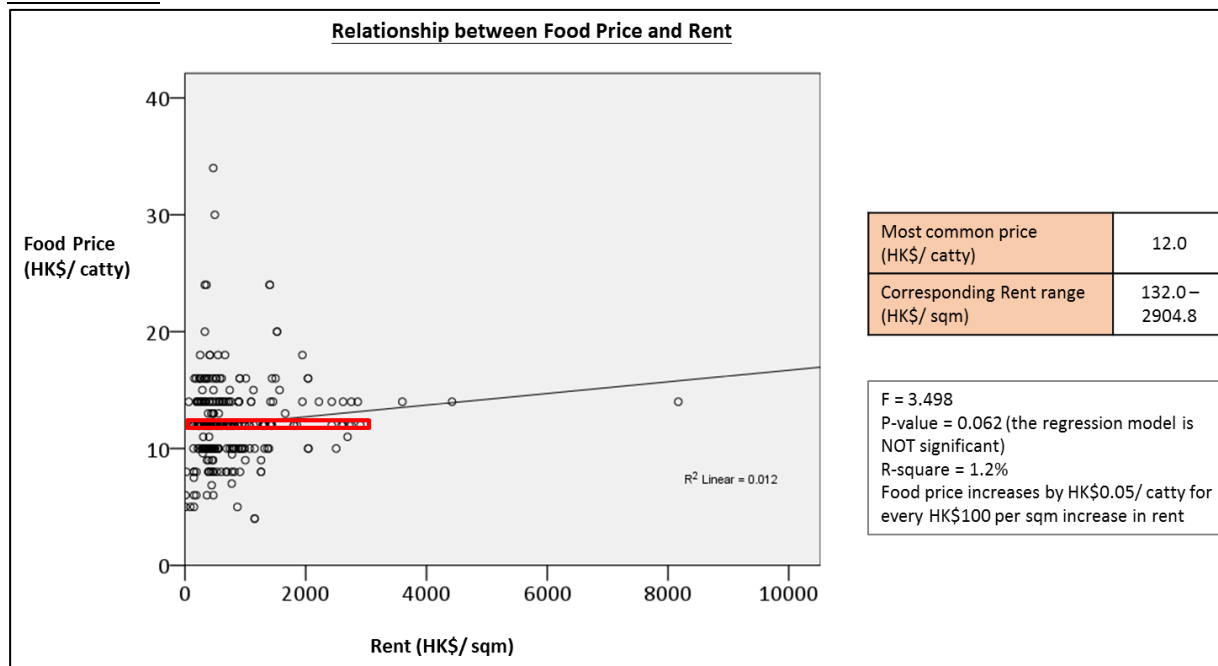
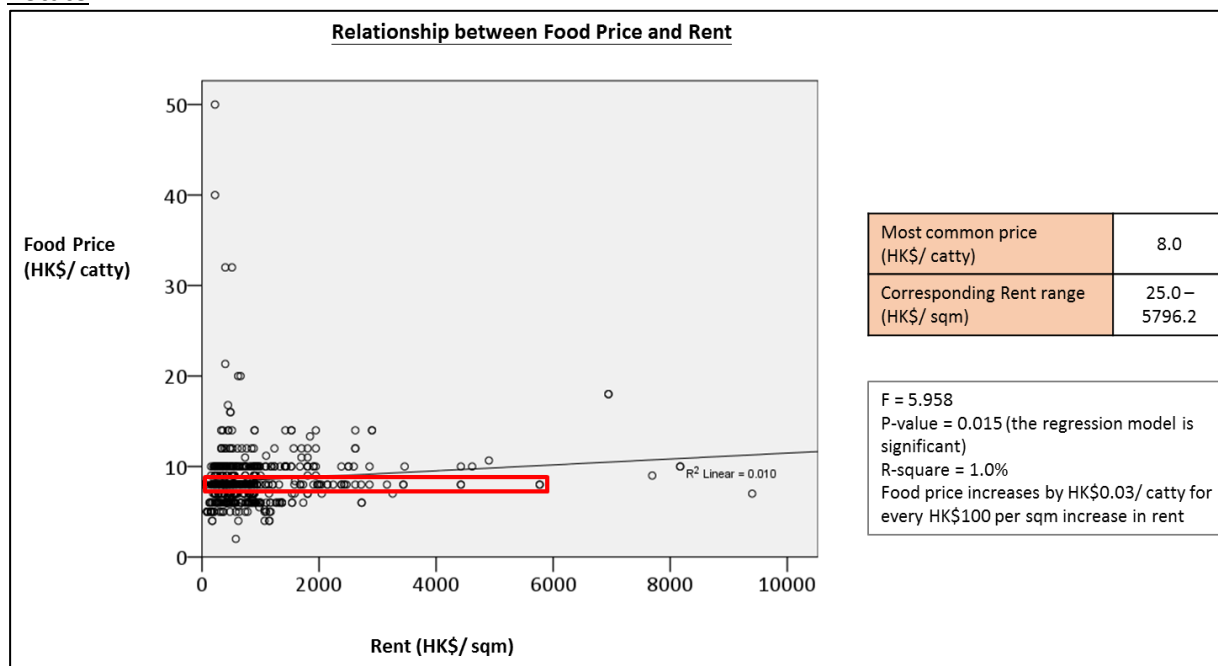
Bigeye**Horsehead**

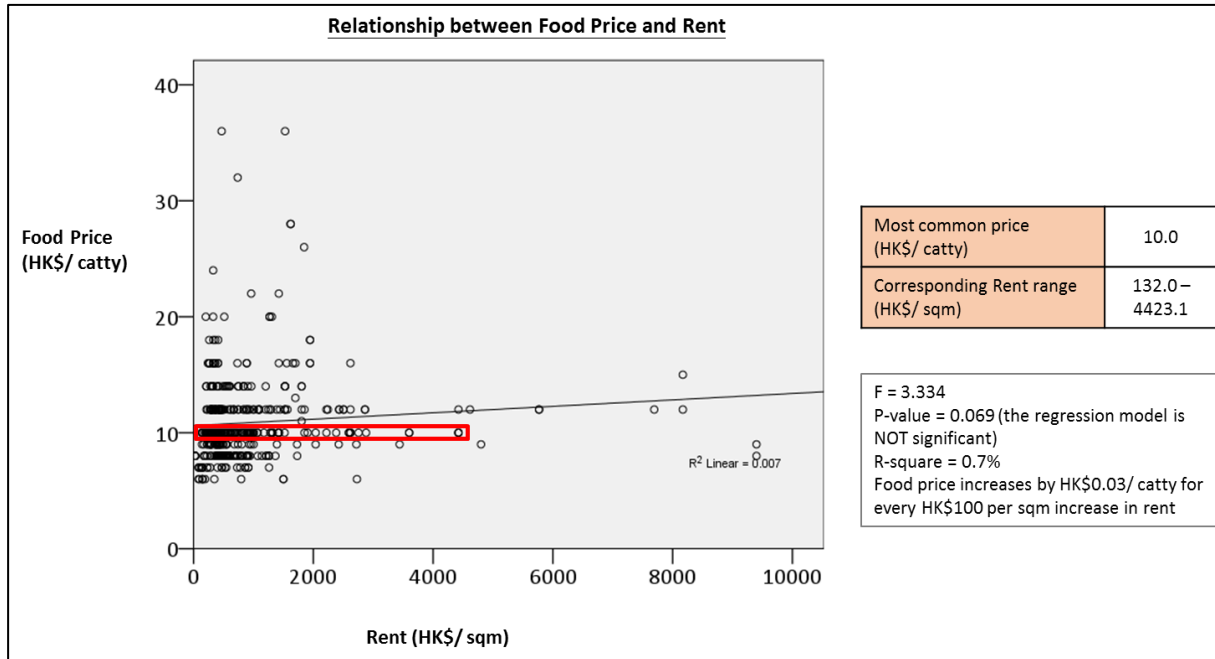
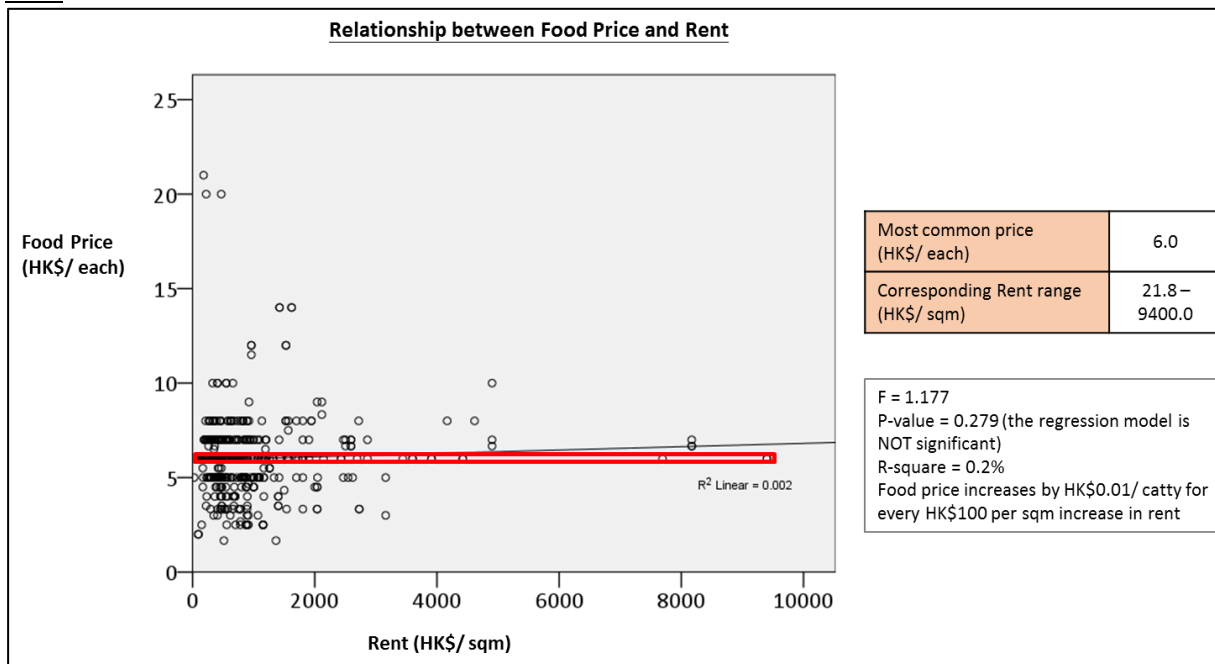
Yellow croaker**Grass carp belly**

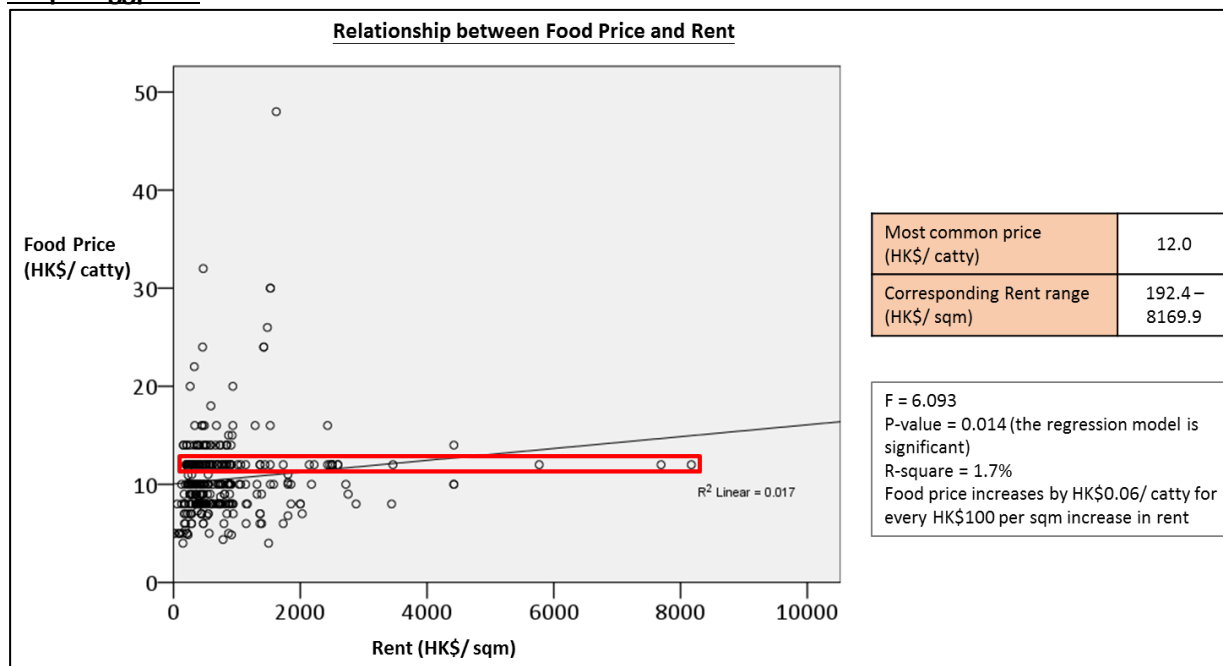
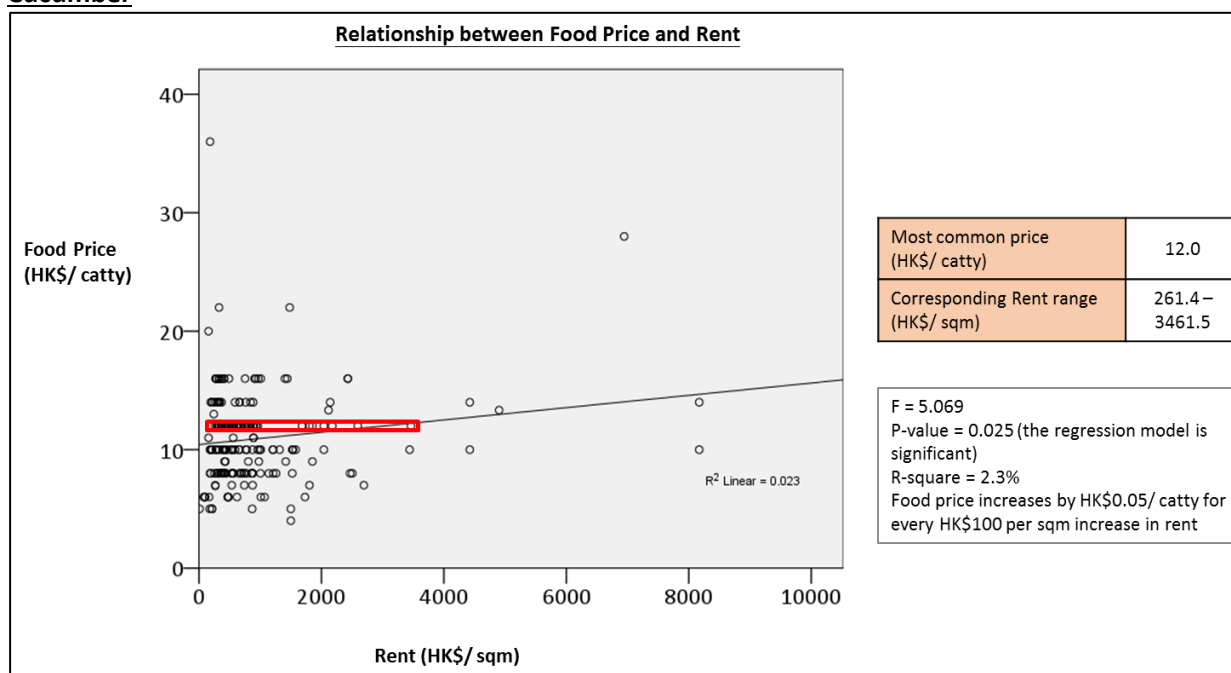
Fish head (Big Head)**Crucian Carp**

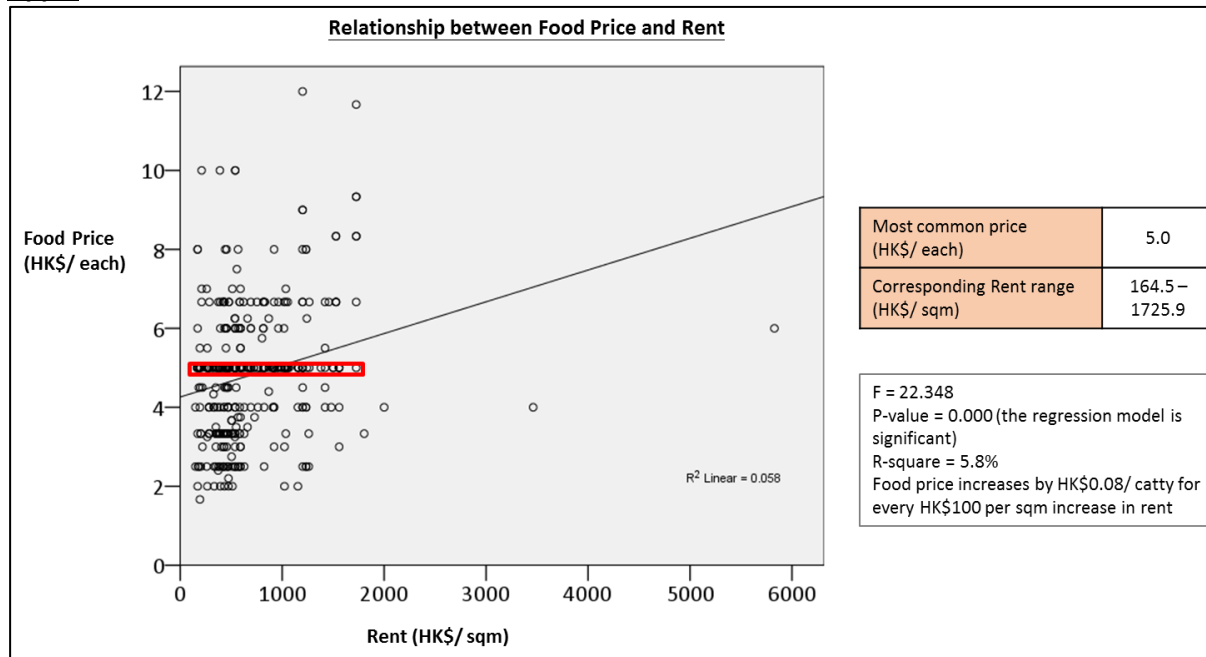
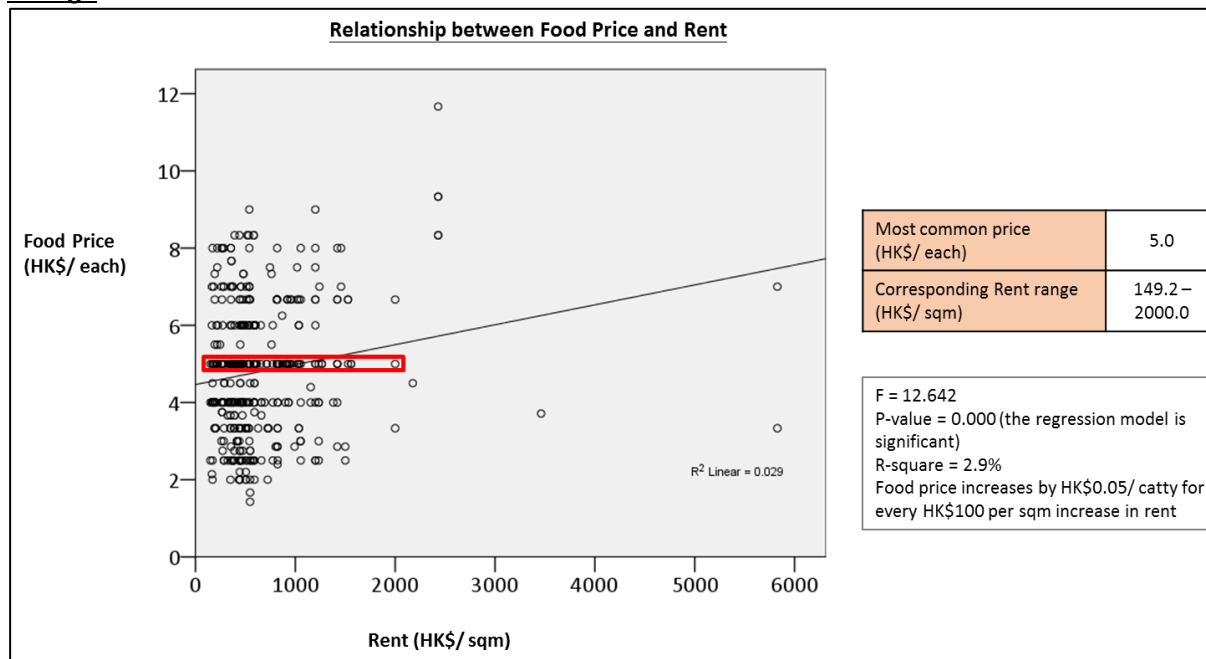
Cabbage, white**Cabbage, flowering**

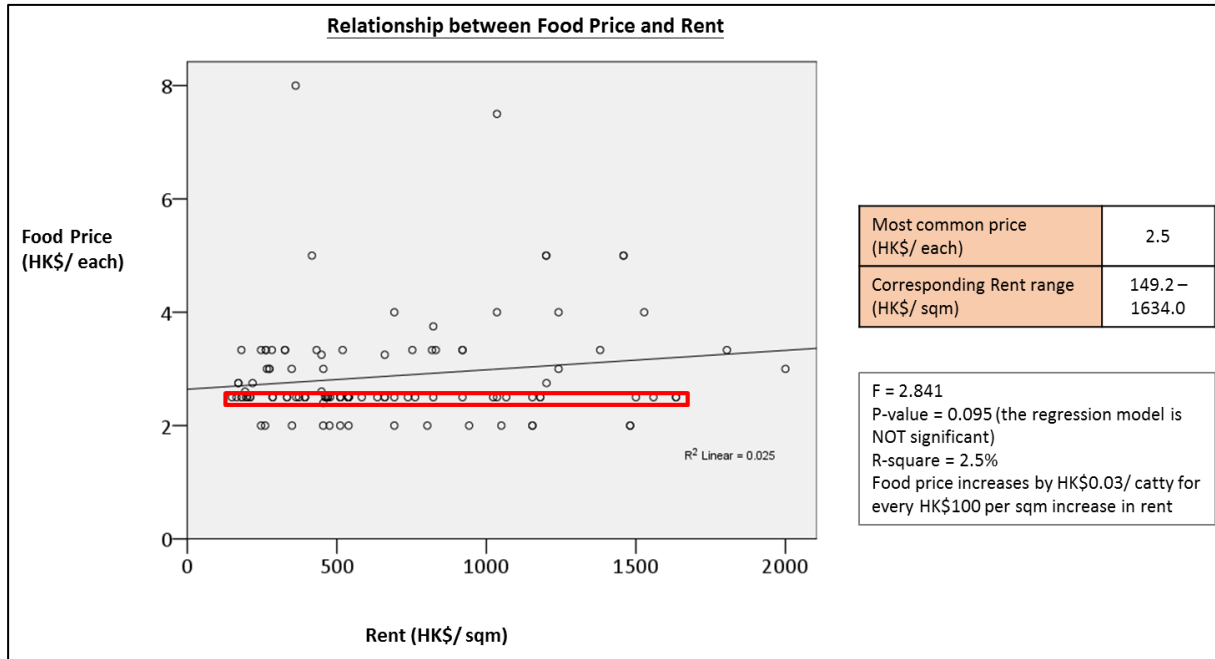
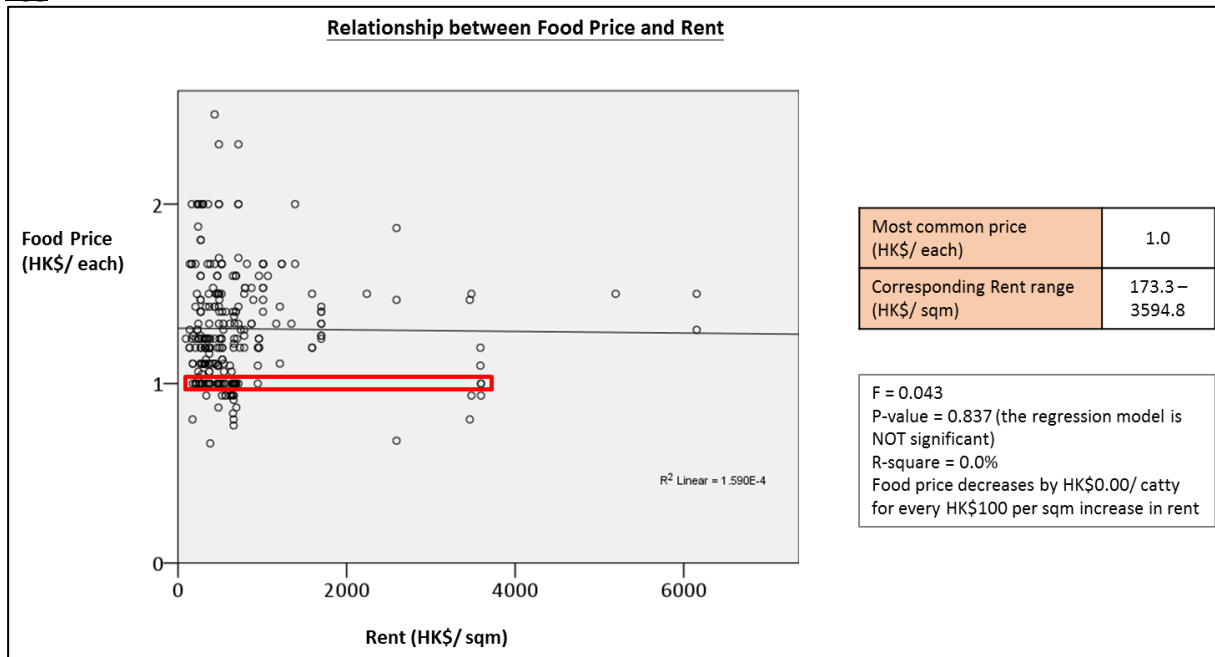
Tomato**Hairy gourd**

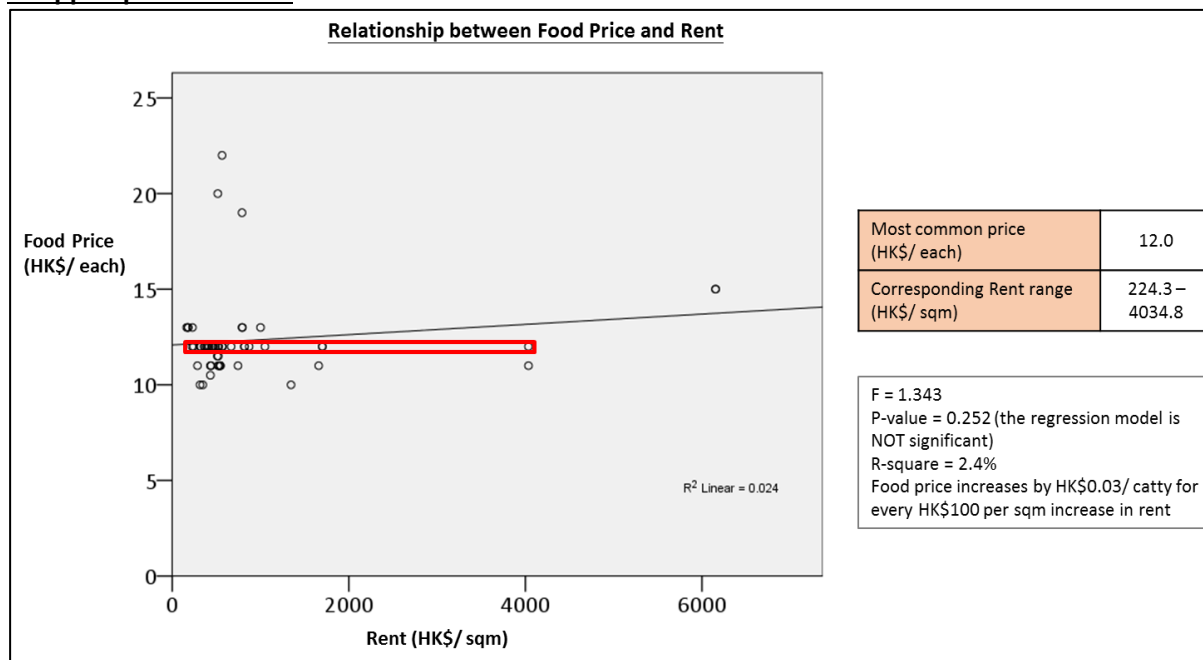
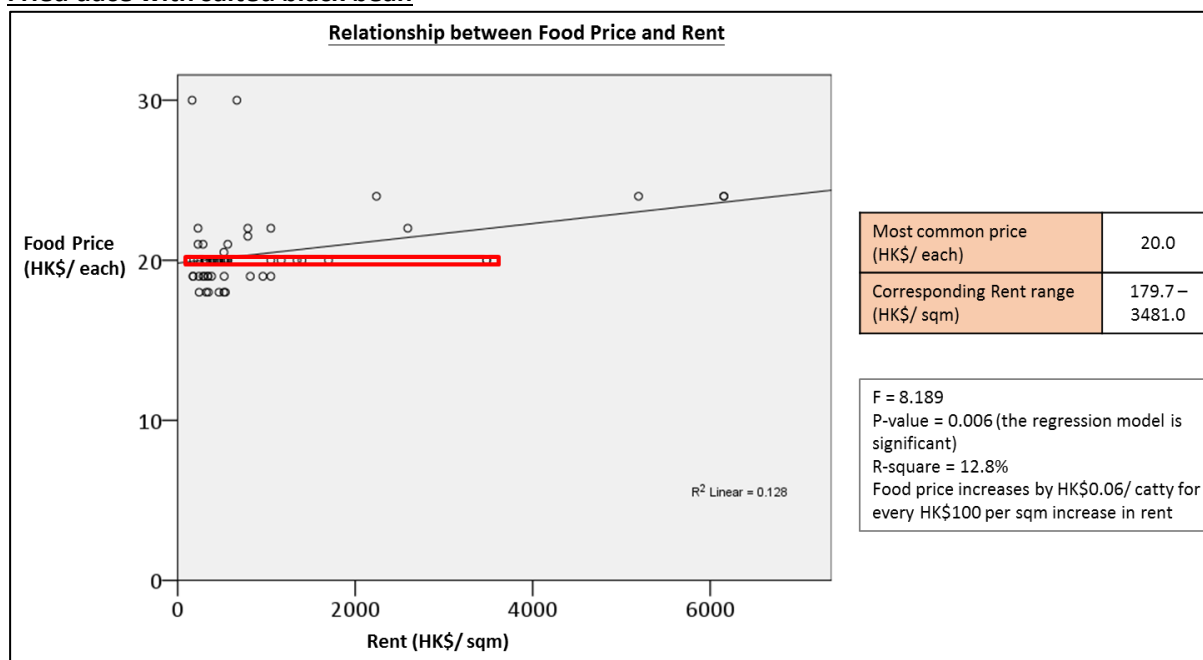
Chinese kale**Potato**

Chinese lettuce**Corn**

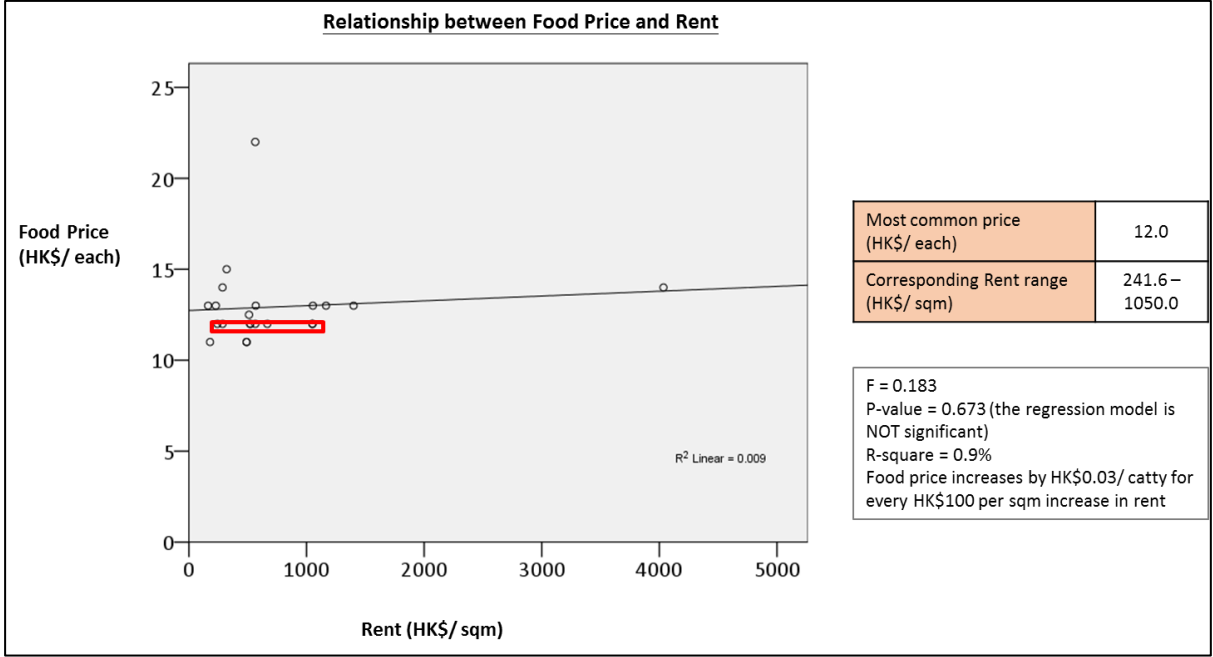
Purple eggplant**Cucumber**

Apple**Orange**

Chinese pear**Egg**

Chopped pork and ham**Fried dace with salted black bean**

Spiced pork cubes



Appendix J Rental information at the most common price(s) by food items by FEHD markets

Chai Wan Market

Food category	Food item	Most common price(s) (HK\$/ catty unless otherwise stated)	Rent (HK\$/ sqm)		
			Lowest (A)	Highest (B)	Multiple (C)(^)
Pork	Fresh lean pork	46.0	551.8	879.9	2
	Fresh pork chop	46.0(~)	664.6	694.2	1
	Fresh pork spare ribs	70.0(#) (~)	551.8	694.2	1
		72.0(#) (~)	664.6	879.9	1
	Fresh pork shoulder blade	44.0(#) (~)	664.6	879.9	1
		46.0(#) (~)	551.8	694.2	1
Beef	Fresh beef	110.0(~)	925.9	925.9	1
	Fresh beef brisket	110.0(~)	925.9	925.9	1
Poultry	Chilled chicken	-	-	-	-
Salt-water fish	Golden thread	64.0	386.1	928.8	2
	Bigeye	80.0(~)	718.0	786.0	1
	Horsehead	48.0(#) (~)	718.0	928.8	1
		64.0(#) (~)	386.1	928.8	2
	Yellow croaker	56.0	386.1	786.0	2
Fresh-water fish	Grass carp belly	40.0	580.5	786.0	1
	Fish head (Big Head)	40.0(#) (~)	593.4	786.0	1
		48.0(#) (~)	580.5	660.2	1
	Crucian Carp	-	-	-	-
Fresh vegetables	Cabbage, white	12.0	522.5	1138.7	2
	Cabbage, flowering	12.0	189.7	1138.7	6
	Tomato	8.0	522.5	1002.0	2
	Hairy gourd	8.0	179.6	746.5	4
	Chinese kale	12.0	522.5	1138.7	2
	Potato	8.0	522.5	1138.7	2
	Chinese lettuce	8.0	189.7	1138.7	6
	Corn (*)	6.0	522.5	1138.7	2
	Purple eggplant	8.0	522.5	819.7	2
	Cucumber	8.0(~)	179.6	1138.7	6
Fresh fruit	Apple (*)	2.5(#)	349.2	627.5	2
		6.0(#)	432.3	590.7	1
	Orange (*)	4.0	455.1	590.7	1
	Chinese pear (*)	2.5(~)	460.9	635.6	1
Egg	Egg (*)	1.0	370.2	657.9	2
Canned food	Chopped pork and ham (*)	11.0(~)	432.3	4034.8	9
	Fried dace with salted black bean (*)	20.0(~)	544.9	3481.0	6
	Spiced pork cubes (*)	-	-	-	-

(*) Most common price in HK\$/ each

(#) Multiple prices which are equally common

(~) With frequency smaller than 5

(^) Multiple: $C = \frac{B}{A}$ (nearest integer)

(-) Refers to those most common price with frequency to be 1 or food item concerned is not available in the market

Java Road Market

Food category	Food item	Most common price(s) (HK\$/catty unless otherwise stated)	Rent (HK\$/sqm)		
			Lowest (A)	Highest (B)	Multiple (C)([^])
Pork	Fresh lean pork	46.0	276.8	325.2	1
	Fresh pork chop	46.0(~)	276.8	298.1	1
	Fresh pork spare ribs	68.0	276.8	298.1	1
	Fresh pork shoulder blade	50.0(~)	276.8	298.1	1
Beef	Fresh beef	98.0(~)	276.8	276.8	1
	Fresh beef brisket	86.0	276.8	298.1	1
Poultry	Chilled chicken	-	-	-	-
Salt-water fish	Golden thread	64.0(~)	387.5	430.5	1
	Bigeye	112.0(~)	417.6	430.5	1
	Horsehead	64.0(~)	387.5	430.5	1
	Yellow croaker	64.0	387.5	1304.3	3
Fresh-water fish	Grass carp belly	40.0(~)	387.5	579.1	1
	Fish head (Big Head)	48.0(~)	387.5	579.1	1
	Crucian Carp	28.0(~)	387.5	579.1	1
Fresh vegetables	Cabbage, white	10.0(#)(~)	170.5	681.8	4
		12.0(#)(~)	570.9	2045.5	4
	Cabbage, flowering	10.0	206.8	2045.5	10
	Tomato	10.0	500.0	2045.5	4
	Hairy gourd	7.0	358.9	2045.5	6
	Chinese kale	10.0	320.7	2045.5	6
	Potato	7.0	287.5	2045.5	7
	Chinese lettuce	8.0	29.6	910.9	31
	Corn (*)	5.0	397.7	2045.5	5
	Purple eggplant	8.0	170.5	933.6	5
Fresh fruit	Cucumber	8.0(~)	368.9	738.6	2
	Apple (*)	5.0	193.2	1159.1	6
	Orange (*)	3.3	193.2	822.5	4
Egg	Chinese pear (*)	2.5	470.0	1022.7	2
		1.0(#)(~)	381.8	715.9	2
		1.3(#)(~)	381.8	515.9	1
		1.4(#)(~)	433.6	715.9	2
		1.7(#)(~)	381.8	818.2	2
Canned food	Egg (*)	2.0(#)(~)	485.0	715.9	1
		12.0(~)	515.9	818.2	2
		19.0(#)(~)	381.8	818.2	2
		20.0(#)(~)	515.9	528.2	1
		-	-	-	-
Spiced pork cubes (*)	Chopped pork and ham (*)	-	-	-	-
		-	-	-	-
		-	-	-	-
		-	-	-	-

(*) Most common price in HK\$/ each

(#) Multiple prices which are equally common

(~) With frequency smaller than 5

(^) Multiple: $C = \frac{B}{A}$ (nearest integer)

(-) Refers to those most common price with frequency to be 1 or food item concerned is not available in the market

Wan Chai Market

Food category	Food item	Most common price(s) (HK\$/ catty unless otherwise stated)	Rent (HK\$/ sqm)		
			Lowest (A)	Highest (B)	Multiple (C)([^])
Pork	Fresh lean pork	60.0(~)	1556.4	2395.4	2
	Fresh pork chop	-	-	-	-
	Fresh pork spare ribs	74.0(#)(~)	2395.4	2395.4	1
		80.0(#)(~)	1556.4	1556.4	1
	Fresh pork shoulder blade	-	-	-	-
Beef	Fresh beef	-	-	-	-
	Fresh beef brisket	-	-	-	-
Poultry	Chilled chicken	-	-	-	-
Salt-water fish	Golden thread	56.0	288.7	947.7	3
	Bigeye	80.0(#)(~)	749.1	749.1	1
		112.0(#)(~)	458.2	947.7	2
	Horsehead	48.0	458.2	2293.8	5
	Yellow croaker	48.0(#)(~)	288.7	947.7	3
		56.0(#)(~)	288.7	2293.8	8
Fresh-water fish	Grass carp belly	36.0(~)	351.7	2293.8	7
	Fish head (Big Head)	45.0(~)	351.7	2293.8	7
	Crucian Carp	37.3(~)	567.5	2293.8	4
Fresh vegetables	Cabbage, white	12.0(~)	240.9	535.7	2
	Cabbage, flowering	14.0	300.0	963.0	3
	Tomato	9.0	356.0	535.7	2
		10.0	240.9	540.9	2
	Hairy gourd	9.0	300.0	540.5	2
	Chinese kale	12.0(~)	421.1	540.9	1
	Potato	8.0	356.0	540.5	2
	Chinese lettuce	9.0(#)(~)	421.1	540.9	1
		10.0(#)(~)	300.0	963.0	3
	Corn (*)	5.0	364.7	535.7	1
	Purple eggplant	10.0(#)(~)	300.0	540.9	2
		12.0(#)(~)	240.9	488.9	2
	Cucumber	12.0	300.0	607.2	2
Fresh fruit	Apple (*)	5.0	326.6	600.0	2
	Orange (*)	5.0	333.3	600.0	2
	Chinese pear (*)	2.5(#)(~)	333.3	333.3	1
		3.3(#)(~)	326.6	326.6	1
Egg	Egg (*)	1.2(~)	330.4	330.4	1
Canned food	Chopped pork and ham (*)	-	-	-	-
	Fried dace with salted black bean (*)	-	-	-	-
	Spiced pork cubes (*)	-	-	-	-

(*) Most common price in HK\$/ each

(#) Multiple prices which are equally common

(~) With frequency smaller than 5

(^) Multiple: $C = \frac{B}{A}$ (nearest integer)

(-) Refers to those most common price with frequency to be 1 or food item concerned is not available in the market

Smithfield Market

Food category	Food item	Most common price(s) (HK\$/catty unless otherwise stated)	Rent (HK\$/sqm)		
			Lowest (A)	Highest (B)	Multiple (C)(^)
Pork	Fresh lean pork	52.0	148.8	171.6	1
	Fresh pork chop	54.0(#) (~)	171.3	178.0	1
		56.0(#) (~)	148.8	167.4	1
	Fresh pork spare ribs	68.0	156.0	178.0	1
	Fresh pork shoulder blade	52.0 (~)	156.0	178.0	1
Beef	Fresh beef	98.0 (~)	163.8	167.4	1
	Fresh beef brisket	75.0(#) (~)	189.2	189.2	1
		88.0(#) (~)	163.8	167.4	1
Poultry	Chilled chicken	28.0 (~)	161.0	252.6	2
Salt-water fish	Golden thread	56.0	215.4	281.5	1
	Bigeye	96.0 (~)	217.2	239.3	1
	Horsehead	48.0	217.2	266.5	1
	Yellow croaker	56.0	215.4	541.1	3
Fresh-water fish	Grass carp belly	48.0 (~)	252.7	281.5	1
	Fish head (Big Head)	36.0 (~)	252.7	281.5	1
	Crucian Carp	-	-	-	-
Fresh vegetables	Cabbage, white	10.0(#) (~)	224.2	472.0	2
		13.0(#) (~)	240.5	472.0	2
	Cabbage, flowering	12.0	173.8	307.8	2
	Tomato	7.0 (#)	126.6	510.0	4
		12.0 (#)	173.8	472.0	3
	Hairy gourd	10.0	192.4	437.1	2
	Chinese kale	13.0(#) (~)	383.3	472.0	1
		14.0(#) (~)	192.4	271.7	1
		16.0(#) (~)	186.9	243.7	1
	Potato	6.0 (#)	126.6	545.5	4
		8.0 (#)	166.2	472.0	3
	Chinese lettuce	9.0	172.6	545.5	3
	Corn (*)	6.0	21.8	363.6	17
	Purple eggplant	8.0	173.8	363.6	2
	Cucumber	14.0 (~)	192.4	249.3	1
Fresh fruit	Apple (*)	5.0	164.5	1201.0	7
	Orange (*)	4.0	149.2	1201.0	8
	Chinese pear (*)	2.5	149.2	1066.4	7
Egg	Egg (*)	1.0	206.7	947.0	5
Canned food	Chopped pork and ham (*)	-	-	-	-
	Fried dace with salted black bean (*)	-	-	-	-
	Spiced pork cubes (*)	-	-	-	-

(*) Most common price in HK\$/ each

(#) Multiple prices which are equally common

(~) With frequency smaller than 5

(^) Multiple: $C = \frac{B}{A}$ (nearest integer)

(-) Refers to those most common price with frequency to be 1 or food item concerned is not available in the market

Shek Tong Tsui Market

Food category	Food item	Most common price(s) (HK\$/ catty unless otherwise stated)	Rent (HK\$/ sqm)		
			Lowest (A)	Highest (B)	Multiple (C)(^)
Pork	Fresh lean pork	48.0(~)	227.7	389.6	2
	Fresh pork chop	48.0(~)	227.7	389.6	2
	Fresh pork spare ribs	68.0(~)	227.7	325.3	1
	Fresh pork shoulder blade	48.0	227.7	389.6	2
Beef	Fresh beef	92.0(~)	227.7	286.2	1
	Fresh beef brisket	92.0(~)	227.7	286.2	1
Poultry	Chilled chicken	-	-	-	-
Salt-water fish	Golden thread	64.0(~)	233.7	326.5	1
	Bigeye	-	-	-	-
	Horsehead	-	-	-	-
	Yellow croaker	48.0	235.8	326.5	1
Fresh-water fish	Grass carp belly	40.0	215.2	330.5	2
	Fish head (Big Head)	48.0(~)	215.2	330.5	2
	Crucian Carp	28.0(~)	215.2	330.5	2
Fresh vegetables	Cabbage, white	12.0(~)	294.0	595.2	2
	Cabbage, flowering	12.0	72.0	595.2	8
	Tomato	8.0(#)	72.0	1520.0	21
		10.0(#)	234.0	467.4	2
	Hairy gourd	10.0(~)	210.0	595.2	3
	Chinese kale	12.0(~)	334.4	595.2	2
	Potato	8.0	72.0	732.6	10
	Chinese lettuce	10.0(~)	294.0	1520.0	5
	Corn (*)	6.0	72.0	732.6	10
	Purple eggplant	10.0(~)	188.0	467.4	2
	Cucumber	8.0(~)	192.0	732.6	4
Fresh fruit	Apple (*)	5.0(~)	900.0	1420.0	2
	Orange (*)	5.0	900.0	2000.0	2
	Chinese pear (*)	-	-	-	-
Egg	Egg (*)	1.5(~)	447.2	478.4	1
Canned food	Chopped pork and ham (*)	12.0(~)	416.2	447.2	1
	Fried dace with salted black bean (*)	20.0(~)	416.2	447.2	1
	Spiced pork cubes (*)	-	-	-	-

(*) Most common price in HK\$/ each

(#) Multiple prices which are equally common

(~) With frequency smaller than 5

(^) Multiple: $C = \frac{B}{A}$ (nearest integer)

(-) Refers to those most common price with frequency to be 1 or food item concerned is not available in the market

Apleichau Market

Food category	Food item	Most common price(s) (HK\$/ catty unless otherwise stated)	Rent (HK\$/ sqm)		
			Lowest (A)	Highest (B)	Multiple (C)(^)
Pork	Fresh lean pork	46.0(~)	192.0	312.2	2
	Fresh pork chop	46.0(#) (~)	192.0	192.0	1
		73.0(#) (~)	192.0	192.0	1
	Fresh pork spare ribs	68.0(#) (~)	192.0	214.3	1
		73.0(#) (~)	192.0	312.2	2
	Fresh pork shoulder blade	48.0(~)	177.4	214.3	1
Beef	Fresh beef	-	-	-	-
	Fresh beef brisket	-	-	-	-
Poultry	Chilled chicken	-	-	-	-
Salt-water fish	Golden thread	-	-	-	-
	Bigeye	-	-	-	-
	Horsehead	-	-	-	-
	Yellow croaker	80.0(~)	267.9	267.9	1
Fresh-water fish	Grass carp belly	-	-	-	-
	Fish head (Big Head)	-	-	-	-
	Crucian Carp	32.0(~)	309.2	309.2	1
Fresh vegetables	Cabbage, white	14.0(~)	194.1	232.3	1
	Cabbage, flowering	14.0(~)	155.2	213.6	1
	Tomato	12.0(~)	155.2	232.3	1
	Hairy gourd	12.0(~)	155.2	232.3	1
	Chinese kale	12.0	155.2	232.3	1
	Potato	8.0(#) (~)	194.1	232.3	1
		9.0(#) (~)	155.2	213.6	1
		10.0(#) (~)	155.2	232.3	1
	Chinese lettuce	10.0(~)	155.2	232.3	1
	Corn (*)	7.0(~)	213.6	232.3	1
	Purple eggplant	12.0(~)	213.6	232.3	1
	Cucumber	-	-	-	-
Fresh fruit	Apple (*)	8.0(~)	170.3	170.3	1
	Orange (*)	5.0(~)	170.3	595.2	3
	Chinese pear (*)	-	-	-	-
Egg	Egg (*)	1.3(#) (~)	162.6	666.7	4
		1.7(#) (~)	162.6	162.6	1
Canned food	Chopped pork and ham (*)	-	-	-	-
	Fried dace with salted black bean (*)	30.0(~)	162.6	666.7	4
	Spiced pork cubes (*)	-	-	-	-

(*) Most common price in HK\$/ each

(#) Multiple prices which are equally common

(~) With frequency smaller than 5

(^) Multiple: $C = \frac{B}{A}$ (nearest integer)

(-) Refers to those most common price with frequency to be 1 or food item concerned is not available in the market

Shui Wo Street Market

Food category	Food item	Most common price(s) (HK\$/ catty unless otherwise stated)	Rent (HK\$/ sqm)		
			Lowest (A)	Highest (B)	Multiple (C)(^)
Pork	Fresh lean pork	48.0(~)	781.6	794.0	1
	Fresh pork chop	56.0(~)	838.8	838.8	1
	Fresh pork spare ribs	72.0(~)	781.6	838.8	1
	Fresh pork shoulder blade	56.0(#) (~)	838.8	838.8	1
		60.0(#) (~)	781.6	838.8	1
Beef	Fresh beef	96.0(~)	792.5	792.5	1
	Fresh beef brisket	88.0(~)	792.5	792.5	1
Poultry	Chilled chicken	-	-	-	-
Salt-water fish	Golden thread	72.0(~)	1634.0	1639.5	1
	Bigeye	-	-	-	-
	Horsehead	80.0(~)	1639.5	1772.9	1
	Yellow croaker	56.0(~)	1634.0	1772.9	1
Fresh-water fish	Grass carp belly	48.0(~)	1201.0	1639.5	1
	Fish head (Big Head)	48.0(~)	1201.0	1639.5	1
	Crucian Carp	-	-	-	-
Fresh vegetables	Cabbage, white	9.0(#)	836.5	1365.1	2
		12.0(#)	2176.4	3256.8	1
	Cabbage, flowering	8.0	999.0	2029.5	2
	Tomato	8.0	804.2	3256.8	4
	Hairy gourd	8.0	989.6	2718.8	3
	Chinese kale	10.0	989.6	2504.3	3
	Potato	6.0	821.6	1730.8	2
	Chinese lettuce	12.0	1248.6	4615.4	4
	Corn (*)	6.0	841.3	2862.0	3
	Purple eggplant	12.0	841.3	3461.5	4
	Cucumber	8.0(#) (~)	1260.1	2504.3	2
		12.0(#) (~)	1682.7	3461.5	2
Fresh fruit	Apple (*)	4.0(~)	1234.1	1234.1	1
	Orange (*)	4.0(~)	1234.1	1234.1	1
	Chinese pear (*)	-	-	-	-
Egg	Egg (*)	-	-	-	-
Canned food	Chopped pork and ham (*)	-	-	-	-
	Fried dace with salted black bean (*)	-	-	-	-
	Spiced pork cubes (*)	-	-	-	-

(*) Most common price in HK\$/ each

(#) Multiple prices which are equally common

(~) With frequency smaller than 5

(^) Multiple: $C = \frac{B}{A}$ (nearest integer)

(-) Refers to those most common price with frequency to be 1 or food item concerned is not available in the market

Hung Hum Market

Food category	Food item	Most common price(s) (HK\$/ catty unless otherwise stated)	Rent (HK\$/ sqm)		
			Lowest (A)	Highest (B)	Multiple (C)(^)
Pork	Fresh lean pork	45.0	160.3	892.2	6
	Fresh pork chop	48.0	106.8	892.2	8
	Fresh pork spare ribs	66.0	106.8	281.4	3
	Fresh pork shoulder blade	50.0	162.4	892.2	5
Beef	Fresh beef	96.0(~)	160.3	162.4	1
	Fresh beef brisket	80.0(~)	160.3	162.4	1
Poultry	Chilled chicken	-	-	-	-
Salt-water fish	Golden thread	48.0	219.3	243.2	1
	Bigeye	112.0(~)	219.3	224.4	1
	Horsehead	48.0(~)	219.3	261.5	1
	Yellow croaker	64.0	220.8	261.5	1
Fresh-water fish	Grass carp belly	40.0(~)	220.8	224.4	1
	Fish head (Big Head)	48.0(~)	220.8	224.4	1
	Crucian Carp	-	-	-	-
Fresh vegetables	Cabbage, white	14.0	315.2	438.8	1
	Cabbage, flowering	12.0	266.6	438.8	2
	Tomato	8.0(#)	25.0	411.3	16
		10.0(#)	266.6	503.7	2
	Hairy gourd	10.0	277.7	438.8	2
	Chinese kale	12.0	308.5	372.0	1
	Potato	8.0	25.0	438.8	18
	Chinese lettuce	10.0(#)	287.9	614.6	2
		12.0(#)	315.2	438.8	1
	Corn (*)	7.0	287.9	438.8	2
	Purple eggplant	10.0	277.7	411.3	1
	Cucumber	8.0	329.0	360.0	1
Fresh fruit	Apple (*)	5.0(~)	262.6	262.6	1
	Orange (*)	3.8(~)	267.3	267.3	1
	Chinese pear (*)	3.3(~)	246.7	262.6	1
Egg	Egg (*)	1.0	252.2	357.6	1
Canned food	Chopped pork and ham (*)	-	-	-	-
	Fried dace with salted black bean (*)	-	-	-	-
	Spiced pork cubes (*)	-	-	-	-

(*) Most common price in HK\$/ each

(#) Multiple prices which are equally common

(~) With frequency smaller than 5

(^) Multiple: $C = \frac{B}{A}$ (nearest integer)

(-) Refers to those most common price with frequency to be 1 or food item concerned is not available in the market

Kowloon City Market

Food category	Food item	Most common price(s) (HK\$/ catty unless otherwise stated)	Rent (HK\$/ sqm)		
			Lowest (A)	Highest (B)	Multiple (C)(^)
Pork	Fresh lean pork	54.0	217.1	404.5	2
	Fresh pork chop	54.0(#) (~)	192.9	404.5	2
		58.0(#) (~)	217.1	232.0	1
	Fresh pork spare ribs	70.0	192.9	404.5	2
	Fresh pork shoulder blade	54.0	186.6	404.5	2
Beef	Fresh beef	-	-	-	-
	Fresh beef brisket	-	-	-	-
Poultry	Chilled chicken	30.0(#) (~)	259.6	268.9	1
		48.6(#) (~)	268.9	268.9	1
Salt-water fish	Golden thread	64.0	328.6	377.2	1
	Bigeye	-	-	-	-
	Horsehead	-	-	-	-
	Yellow croaker	56.0	335.1	377.2	1
Fresh-water fish	Grass carp belly	48.0	322.2	354.4	1
	Fish head (Big Head)	48.0	322.2	328.6	1
	Crucian Carp	28.0 (~)	322.2	322.2	1
Fresh vegetables	Cabbage, white	10.0 (~)	403.6	785.9	2
	Cabbage, flowering	12.0	61.7	873.5	14
	Tomato	8.0	394.4	922.5	2
	Hairy gourd	10.0 (#)	307.1	944.4	3
		12.0 (#)	436.7	578.0	1
	Chinese kale	14.0	61.7	616.9	10
	Potato	8.0	403.6	793.0	2
	Chinese lettuce	12.0	453.2	922.5	2
	Corn (*)	7.0	307.1	616.9	2
	Purple eggplant	12.0	307.1	793.0	3
	Cucumber	12.0 (~)	616.9	659.0	1
Fresh fruit	Apple (*)	5.0	363.6	583.3	2
	Orange (*)	5.0	392.2	616.9	2
	Chinese pear (*)	2.5 (~)	393.2	583.3	1
Egg	Egg (*)	1.0 (#) (~)	335.1	492.8	1
		1.2 (#) (~)	492.8	524.3	1
Canned food	Chopped pork and ham (*)	11.0 (~)	440.6	524.3	1
	Fried dace with salted black bean (*)	20.0 (~)	440.6	567.8	1
	Spiced pork cubes (*)	-	-	-	-

(*) Most common price in HK\$/ each

(#) Multiple prices which are equally common

(~) With frequency smaller than 5

(^) Multiple: $C = \frac{B}{A}$ (nearest integer)

(-) Refers to those most common price with frequency to be 1 or food item concerned is not available in the market

Ngau Chi Wan Market

Food category	Food item	Most common price(s) (HK\$/ catty unless otherwise stated)	Rent (HK\$/ sqm)		
			Lowest (A)	Highest (B)	Multiple (C)([^])
Pork	Fresh lean pork	48.0(~)	175.4	433.6	2
	Fresh pork chop	50.0(~)	175.4	433.6	2
	Fresh pork spare ribs	68.0(~)	175.4	433.6	2
	Fresh pork shoulder blade	48.0(~)	175.4	433.6	2
Beef	Fresh beef	96.0(~)	219.4	219.4	1
	Fresh beef brisket	76.0(~)	219.4	219.4	1
Poultry	Chilled chicken	-	-	-	-
Salt-water fish	Golden thread	72.0	464.7	528.4	1
	Bigeye	-	-	-	-
	Horsehead	48.0(#)(~)	495.6	495.6	1
		56.0(#)(~)	495.6	495.6	1
	Yellow croaker	48.0	433.6	474.3	1
Fresh-water fish	Grass carp belly	30.9(#)(~)	380.6	477.0	1
		48.0(#)(~)	474.3	474.4	1
		56.0(#)(~)	576.1	895.5	2
	Fish head (Big Head)	48.0(~)	380.6	477.0	1
	Crucian Carp	26.8(~)	477.0	576.1	1
Fresh vegetables	Cabbage, white	8.0(~)	692.2	692.2	1
	Cabbage, flowering	16.0	463.7	2242.2	5
	Tomato	8.0(#)	421.5	745.9	2
		12.0(#)	463.7	2242.2	5
	Hairy gourd	8.0	534.5	1098.7	2
	Chinese kale	10.0(~)	421.5	539.0	1
	Potato	8.0	421.5	2242.2	5
	Chinese lettuce	10.0	580.4	814.7	1
	Corn (*)	8.0(~)	632.9	737.7	1
	Purple eggplant	8.0	57.5	1165.9	20
	Cucumber	-	-	-	-
Fresh fruit	Apple (*)	5.0	692.2	1054.4	2
	Orange (*)	5.0(#)	773.8	1054.4	1
		6.7(#)	814.7	1054.4	1
	Chinese pear (*)	-	-	-	-
Egg	Egg (*)	1.0(#)(~)	651.4	692.2	1
		1.3(#)(~)	538.1	784.8	1
		1.3(#)(~)	538.1	1345.3	3
Canned food	Chopped pork and ham (*)	11.0(~)	538.1	1659.2	3
	Fried dace with salted black bean (*)	20.0(~)	1165.9	1345.3	1
	Spiced pork cubes (*)	13.0(~)	1053.8	1165.9	1

(*) Most common price in HK\$/ each

(#) Multiple prices which are equally common

(~) With frequency smaller than 5

(^) Multiple: $C = \frac{B}{A}$ (nearest integer)

(-) Refers to those most common price with frequency to be 1 or food item concerned is not available in the market

Tai Kok Tsui Market

Food category	Food item	Most common price(s) (HK\$/ catty unless otherwise stated)	Rent (HK\$/ sqm)		
			Lowest (A)	Highest (B)	Multiple (C)(^)
Pork	Fresh lean pork	42.0(#)(~)	227.0	299.8	1
		48.0(#)(~)	152.4	309.4	2
	Fresh pork chop	48.0(~)	152.4	299.8	2
	Fresh pork spare ribs	56.0	152.4	299.8	2
	Fresh pork shoulder blade	48.0	152.4	309.4	2
Beef	Fresh beef	98.0(~)	254.0	254.0	1
	Fresh beef brisket	-	-	-	-
Poultry	Chilled chicken	34.0(~)	117.3	117.3	1
Salt-water fish	Golden thread	64.0(~)	155.8	287.5	2
	Bigeye	-	-	-	-
	Horsehead	56.0(~)	155.8	170.8	1
	Yellow croaker	48.0(~)	155.8	287.5	2
Fresh-water fish	Grass carp belly	-	-	-	-
	Fish head (Big Head)	40.0(~)	226.1	358.9	2
	Crucian Carp	24.0(~)	226.1	329.1	1
Fresh vegetables	Cabbage, white	12.0	232.0	535.1	2
	Cabbage, flowering	10.0	232.0	535.1	2
	Tomato	12.0	203.5	535.1	3
	Hairy gourd	8.0(#)	165.0	410.6	2
		10.0(#)	203.5	535.1	3
	Chinese kale	12.0	132.0	535.1	4
	Potato	8.0	149.1	535.1	4
	Chinese lettuce	10.0	132.0	535.1	4
	Corn (*)	6.0	126.1	535.1	4
	Purple eggplant	10.0	126.1	535.1	4
	Cucumber	10.0	196.5	535.1	3
Fresh fruit	Apple (*)	3.3	201.3	378.3	2
	Orange (*)	4.0(#)	201.3	378.3	2
		5.0(#)	201.3	378.3	2
	Chinese pear (*)	2.5	196.5	1180.2	6
Egg	Egg (*)	1.1	173.3	445.5	3
Canned food	Chopped pork and ham (*)	-	-	-	-
	Fried dace with salted black bean (*)	19.0	173.3	340.6	2
	Spiced pork cubes (*)	-	-	-	-

(*) Most common price in HK\$/ each

(#) Multiple prices which are equally common

(~) With frequency smaller than 5

(^) Multiple: $C = \frac{B}{A}$ (nearest integer)

(-) Refers to those most common price with frequency to be 1 or food item concerned is not available in the market

Pei Ho Street Market

Food category	Food item	Most common price(s) (HK\$/ catty unless otherwise stated)	Rent (HK\$/ sqm)		
			Lowest (A)	Highest (B)	Multiple (C)(^)
Pork	Fresh lean pork	40.0	189.8	204.5	1
	Fresh pork chop	58.0	189.8	204.5	1
	Fresh pork spare ribs	64.0(~)	189.8	204.5	1
	Fresh pork shoulder blade	40.0(#)(~)	189.8	204.5	1
		62.0(#)(~)	189.8	204.5	1
Beef	Fresh beef	-	-	-	-
	Fresh beef brisket	-	-	-	-
Poultry	Chilled chicken	21.7(#)(~)	131.0	141.9	1
		34.0(#)(~)	141.9	190.4	1
		40.0(#)(~)	141.9	190.4	1
		50.0(#)(~)	134.6	190.4	1
Salt-water fish	Golden thread	72.0	237.4	279.3	1
	Bigeye	104.0(~)	237.4	251.2	1
	Horsehead	56.0(#)(~)	237.4	251.2	1
		64.0(#)(~)	279.3	279.3	1
	Yellow croaker	48.0	207.5	251.2	1
Fresh-water fish	Grass carp belly	36.0	220.5	282.6	1
	Fish head (Big Head)	56.0	220.5	264.6	1
	Crucian Carp	24.0(#)(~)	223.8	223.8	1
		32.0(#)(~)	220.5	267.6	1
Fresh vegetables	Cabbage, white	10.0	304.6	840.0	3
	Cabbage, flowering	10.0	294.0	840.0	3
	Tomato	12.0	294.0	3160.0	11
	Hairy gourd	10.0	294.0	3160.0	11
	Chinese kale	5.0(#)(~)	8.1	148.5	18
		12.0(#)(~)	346.6	399.0	1
	Potato	8.0	294.0	3160.0	11
	Chinese lettuce	12.0	294.0	840.0	3
	Corn (*)	6.0	98.0	840.0	9
	Purple eggplant	5.0	8.1	148.5	18
Fresh fruit	Apple (*)	3.3(#)(~)	504.0	504.0	1
		3.7(#)(~)	504.0	504.0	1
		5.0(#)(~)	285.6	309.4	1
		6.7(#)(~)	210.0	285.6	1
	Orange (*)	5.0	210.0	406.0	2
	Chinese pear (*)	2.5	210.0	364.0	2
Egg	Egg (*)	1.1	283.6	315.0	1
Canned food	Chopped pork and ham (*)	-	-	-	-
	Fried dace with salted black bean (*)	18.0(~)	241.6	346.6	1
	Spiced pork cubes (*)	-	-	-	-

(*) Most common price in HK\$/ each

(#) Multiple prices which are equally common

(~) With frequency smaller than 5

(^) Multiple: $C = \frac{B}{A}$ (nearest integer)

(-) Refers to those most common price with frequency to be 1 or food item concerned is not available in the market

Yau Ma Tei Market

Food category	Food item	Most common price(s) (HK\$/ catty unless otherwise stated)	Rent (HK\$/ sqm)		
			Lowest (A)	Highest (B)	Multiple (C)(^)
Pork	Fresh lean pork	-	-	-	-
	Fresh pork chop	-	-	-	-
	Fresh pork spare ribs	-	-	-	-
	Fresh pork shoulder blade	-	-	-	-
Beef	Fresh beef	-	-	-	-
	Fresh beef brisket	-	-	-	-
Poultry	Chilled chicken	-	-	-	-
Salt-water fish	Golden thread	64.0	385.2	560.2	1
	Bigeye	32.0(#) (~)	392.2	478.0	1
		64.0(#) (~)	385.2	504.2	1
	Horsehead	32.0 (~)	395.0	1008.4	3
Fresh-water fish	Yellow croaker	48.0	385.2	742.3	2
	Grass carp belly	-	-	-	-
	Fish head (Big Head)	56.0 (~)	294.1	490.2	2
	Crucian Carp	28.0 (~)	189.1	490.2	3
Fresh vegetables	Cabbage, white	10.0	279.8	497.1	2
	Cabbage, flowering	10.0	266.1	497.1	2
	Tomato	8.0	140.4	497.1	4
	Hairy gourd	9.0	140.4	497.1	4
	Chinese kale	10.0	140.4	497.1	4
	Potato	8.0	279.8	497.1	2
	Chinese lettuce	9.0	140.4	497.1	4
	Corn (*)	-	-	-	-
	Purple eggplant	9.0 (~)	279.8	302.3	1
	Cucumber	-	-	-	-
Fresh fruit	Apple (*)	-	-	-	-
	Orange (*)	-	-	-	-
	Chinese pear (*)	-	-	-	-
Egg	Egg (*)	1.7 (~)	140.4	351.5	3
Canned food	Chopped pork and ham (*)	-	-	-	-
	Fried dace with salted black bean (*)	-	-	-	-
	Spiced pork cubes (*)	-	-	-	-

(*) Most common price in HK\$/ each

(#) Multiple prices which are equally common

(~) With frequency smaller than 5

(^) Multiple: $C = \frac{B}{A}$ (nearest integer)

(-) Refers to those most common price with frequency to be 1 or food item concerned is not available in the market

North Kwai Chung Market

Food category	Food item	Most common price(s) (HK\$/ catty unless otherwise stated)	Rent (HK\$/ sqm)		
			Lowest (A)	Highest (B)	Multiple (C)(^)
Pork	Fresh lean pork	46.0(#)(~)	500.0	500.0	1
		50.0(#)(~)	561.9	561.9	1
	Fresh pork chop	54.0(~)	386.7	561.9	1
	Fresh pork spare ribs	76.0(~)	386.7	561.9	1
	Fresh pork shoulder blade	46.0(#)(~)	386.7	500.0	1
		48.0(#)(~)	386.7	500.0	1
		50.0(#)(~)	561.9	561.9	1
Beef	Fresh beef	96.0(~)	466.7	466.7	1
	Fresh beef brisket	-	-	-	-
Poultry	Chilled chicken	-	-	-	-
Salt-water fish	Golden thread	64.0	380.0	420.0	1
	Bigeye	-	-	-	-
	Horsehead	56.0(~)	380.0	400.0	1
	Yellow croaker	48.0(~)	400.0	571.4	1
Fresh-water fish	Grass carp belly	32.0	366.7	440.0	1
	Fish head (Big Head)	40.0	366.7	466.7	1
	Crucian Carp	37.3(~)	440.0	440.0	1
Fresh vegetables	Cabbage, white	8.0(#)(~)	171.8	659.1	4
		10.0(#)(~)	350.0	363.6	1
		12.0(#)(~)	445.5	654.5	1
	Cabbage, flowering	12.0	363.6	750.0	2
		8.0(#)	381.8	818.2	2
	Tomato	10.0(#)	350.0	1727.3	5
		8.0	190.9	818.2	4
	Hairy gourd	10.0(~)	350.0	445.9	1
	Potato	8.0	381.8	1727.3	5
	Chinese lettuce	10.0(~)	381.8	681.8	2
	Corn (*)	6.0	318.2	636.4	2
	Purple eggplant	8.0(#)(~)	381.8	381.8	1
		10.0(#)(~)	381.8	750.0	2
		12.0(#)(~)	381.8	450.0	1
	Cucumber	12.0(~)	381.8	750.0	2
Fresh fruit	Apple (*)	3.3(#)(~)	286.4	350.0	1
		5.0(#)(~)	413.6	909.1	2
	Orange (*)	5.0	222.7	909.1	4
	Chinese pear (*)	-	-	-	-
Egg	Egg (*)	1.2(~)	381.8	1590.9	4
Canned food	Chopped pork and ham (*)	-	-	-	-
	Fried dace with salted black bean (*)	-	-	-	-
	Spiced pork cubes (*)	-	-	-	-

(*) Most common price in HK\$/ each

(#) Multiple prices which are equally common

(~) With frequency smaller than 5

(^) Multiple: $C = \frac{B}{A}$ (nearest integer)

(-) Refers to those most common price with frequency to be 1 or food item concerned is not available in the market

Tsing Yi Market

Food category	Food item	Most common price(s) (HK\$/ catty unless otherwise stated)	Rent (HK\$/ sqm)		
			Lowest (A)	Highest (B)	Multiple (C)(^)
Pork	Fresh lean pork	36.0(#)(~)	379.2	642.1	2
		48.0(#)(~)	642.1	642.1	1
	Fresh pork chop	46.0(~)	379.2	1058.8	3
	Fresh pork spare ribs	46.0(~)	379.2	1058.8	3
	Fresh pork shoulder blade	46.0(#)(~)	379.2	642.1	2
		50.0(#)(~)	379.2	1058.8	3
Beef	Fresh beef	98.0(~)	1058.8	1058.8	1
	Fresh beef brisket	-	-	-	-
Poultry	Chilled chicken	25.9(#)(~)	1292.1	1292.1	1
		27.0(#)(~)	1292.1	1747.0	1
Salt-water fish	Golden thread	56.0(~)	537.4	1146.8	2
	Bigeye	56.0(#)(~)	547.6	1047.6	2
		96.0(#)(~)	537.4	963.3	2
	Horsehead	48.0(~)	537.4	1146.8	2
Fresh-water fish	Yellow croaker	48.0(~)	537.4	1146.8	2
	Grass carp belly	38.0(~)	823.9	963.3	1
	Fish head (Big Head)	48.0(~)	823.9	963.3	1
	Crucian Carp	-	-	-	-
Fresh vegetables	Cabbage, white	12.0(~)	4423.1	9400.0	2
	Cabbage, flowering	12.0	3440.0	9400.0	3
	Tomato	12.0	3600.0	9400.0	3
	Hairy gourd	9.0	3440.0	9400.0	3
	Chinese kale	14.0(~)	3600.0	4423.1	1
	Potato	8.0	3440.0	5769.2	2
	Chinese lettuce	10.0	3600.0	4423.1	1
	Corn (*)	6.0	1580.0	9400.0	6
	Purple eggplant	10.0(#)(~)	4423.1	4423.1	1
		12.0(#)(~)	5769.2	7692.3	1
Fresh fruit	Cucumber	10.0(~)	3440.0	4423.1	1
	Apple (*)	-	-	-	-
	Orange (*)	7.0(~)	1241.4	5827.6	5
Egg	Chinese pear (*)	-	-	-	-
	Egg (*)	1.5(~)	2240.0	6153.8	3
Canned food	Chopped pork and ham (*)	15.0(~)	6153.8	6153.8	1
	Fried dace with salted black bean (*)	24.0(~)	2240.0	6153.8	3
	Spiced pork cubes (*)	-	-	-	-

(*) Most common price in HK\$/ each

(#) Multiple prices which are equally common

(~) With frequency smaller than 5

(^) Multiple: $C = \frac{B}{A}$ (nearest integer)

(-) Refers to those most common price with frequency to be 1 or food item concerned is not available in the market

Yeung Uk Road Market

Food category	Food item	Most common price(s) (HK\$/ catty unless otherwise stated)	Rent (HK\$/ sqm)		
			Lowest (A)	Highest (B)	Multiple (C)(^)
Pork	Fresh lean pork	46.0(#)	270.1	378.1	1
		48.0(#)	312.6	432.1	1
	Fresh pork chop	52.0	231.5	432.1	2
	Fresh pork spare ribs	68.0	231.5	432.1	2
	Fresh pork shoulder blade	50.0(#)	231.5	432.1	2
		52.0(#)	231.5	378.1	2
Beef	Fresh beef	98.0	317.3	401.2	1
	Fresh beef brisket	68.0	317.3	401.2	1
Poultry	Chilled chicken	18.5(~)	347.2	424.4	1
Salt-water fish	Golden thread	56.0	370.4	513.1	1
	Bigeye	64.0(#)(~)	420.1	420.1	1
		112.0(#)(~)	389.9	420.1	1
	Horsehead	56.0(~)	368.6	438.8	1
	Yellow croaker	40.0	357.5	513.1	1
Fresh-water fish	Grass carp belly	32.0(~)	420.1	513.1	1
	Fish head (Big Head)	42.0(#)(~)	420.3	513.1	1
		48.0(#)(~)	420.1	420.3	1
	Crucian Carp	22.4(#)(~)	420.1	513.1	1
		29.8(#)(~)	420.1	513.1	1
		48.0(#)(~)	438.8	476.0	1
Fresh vegetables	Cabbage, white	10.0(~)	398.0	469.7	1
	Cabbage, flowering	10.0	398.0	555.6	1
	Tomato	10.0	376.3	1000.0	3
	Hairy gourd	8.0	393.8	866.7	2
	Chinese kale	10.0	398.0	478.0	1
	Potato	7.0	283.0	866.7	3
	Chinese lettuce	10.0	398.0	478.0	1
	Corn (*)	5.0	376.3	1000.0	3
	Purple eggplant	8.0(~)	393.8	463.8	1
	Cucumber	8.0	376.3	555.6	1
Fresh fruit	Apple (*)	3.3(#)	389.3	469.7	1
		4.0(#)	389.3	469.7	1
	Orange (*)	3.3	389.3	446.3	1
	Chinese pear (*)	2.0(#)(~)	454.3	475.4	1
		2.5(#)(~)	393.8	463.8	1
Egg	Egg (*)	-	-	-	-
Canned food	Chopped pork and ham (*)	12.0	363.0	462.2	1
	Fried dace with salted black bean (*)	20.0(~)	363.0	462.2	1
	Spiced pork cubes (*)	-	-	-	-

(*) Most common price in HK\$/ each

(#) Multiple prices which are equally common

(~) With frequency smaller than 5

(^) Multiple: $C = \frac{B}{A}$ (nearest integer)

(-) Refers to those most common price with frequency to be 1 or food item concerned is not available in the market

San Hui Market

Food category	Food item	Most common price(s) (HK\$/ catty unless otherwise stated)	Rent (HK\$/ sqm)		
			Lowest (A)	Highest (B)	Multiple (C)(^)
Pork	Fresh lean pork	48.0	286.4	1363.6	5
	Fresh pork chop	52.0	281.4	850.9	3
	Fresh pork spare ribs	68.0	286.4	1363.6	5
	Fresh pork shoulder blade	48.0	286.4	1363.6	5
Beef	Fresh beef	98.0(~)	535.7	1363.6	3
	Fresh beef brisket	98.0(~)	318.2	1363.6	4
Poultry	Chilled chicken	40.5(#)(~)	133.1	166.4	1
		44.8(#)(~)	133.1	166.4	1
Salt-water fish	Golden thread	64.0	442.2	704.2	2
	Bigeye	48.0(~)	400.7	535.7	1
	Horsehead	22.7(#)(~)	439.5	535.7	1
		56.0(#)(~)	442.2	535.7	1
	Yellow croaker	56.9(#)(~)	400.7	457.4	1
Fresh-water fish	Grass carp belly	56.0	435.5	535.7	1
	Grass carp belly	76.0(~)	409.6	435.5	1
	Fish head (Big Head)	48.0(~)	409.6	435.5	1
	Crucian Carp	37.3(~)	409.6	435.5	1
Fresh vegetables	Cabbage, white	8.0(#)	528.8	1070.1	2
		14.0(#)	913.7	1442.3	2
	Cabbage, flowering	8.0(#)	528.8	1095.8	2
		12.0(#)	822.7	2038.5	2
	Tomato	12.0	659.6	2423.1	4
	Hairy gourd	10.0	802.6	2038.5	3
	Chinese kale	12.0(#)	822.7	1442.3	2
		16.0(#)	1009.6	2038.5	2
	Potato	8.0	659.6	2038.5	3
	Chinese lettuce	10.0	802.6	2038.5	3
	Corn (*)	5.0	822.7	1095.8	1
	Purple eggplant	12.0	822.7	1442.3	2
	Cucumber	8.0	528.8	1211.5	2
Fresh fruit	Apple (*)	5.0	669.2	1500.0	2
	Orange (*)	5.0	713.5	942.3	1
	Chinese pear (*)	2.0	692.3	1480.8	2
Egg	Egg (*)	1.7	519.9	1230.8	2
Canned food	Chopped pork and ham (*)	-	-	-	-
	Fried dace with salted black bean (*)	-	-	-	-
	Spiced pork cubes (*)	-	-	-	-

(*) Most common price in HK\$/ each

(#) Multiple prices which are equally common

(~) With frequency smaller than 5

(^) Multiple: $C = \frac{B}{A}$ (nearest integer)

(-) Refers to those most common price with frequency to be 1 or food item concerned is not available in the market

Tai Kiu Market

Food category	Food item	Most common price(s) (HK\$/ catty unless otherwise stated)	Rent (HK\$/ sqm)		
			Lowest (A)	Highest (B)	Multiple (C)([^])
Pork	Fresh lean pork	60.0	162.8	930.2	6
	Fresh pork chop	60.0	271.3	782.9	3
	Fresh pork spare ribs	68.0	255.0	782.9	3
	Fresh pork shoulder blade	60.0	162.8	782.9	5
Beef	Fresh beef	104.0(~)	257.8	302.5	1
	Fresh beef brisket	98.0(~)	257.8	302.5	1
Poultry	Chilled chicken	35.1(~)	542.6	759.7	1
Salt-water fish	Golden thread	64.0	455.8	590.1	1
	Bigeye	96.0(~)	634.9	634.9	1
	Horsehead	48.0(#)(~)	493.8	493.8	1
		56.0(#)(~)	590.1	634.9	1
		64.0(#)(~)	455.8	634.9	1
	Yellow croaker	56.0	493.8	634.9	1
Fresh-water fish	Grass carp belly	32.0(#)(~)	545.3	568.4	1
		40.0(#)(~)	493.8	545.3	1
	Fish head (Big Head)	40.0(~)	545.3	546.7	1
	Crucian Carp	32.0(~)	493.8	572.5	1
Fresh vegetables	Cabbage, white	12.0	742.9	2381.0	3
	Cabbage, flowering	10.0	428.6	2381.0	6
	Tomato	10.0	428.6	2904.8	7
	Hairy gourd	10.0	642.9	2619.0	4
	Chinese kale	12.0	885.7	2904.8	3
	Potato	8.0(#)	428.6	2619.0	6
		10.0(#)	494.3	2381.0	5
	Chinese lettuce	10.0	614.3	2619.0	4
	Corn (*)	6.0	428.6	2142.9	5
	Purple eggplant	10.0(~)	538.1	1316.7	2
	Cucumber	10.0(#)(~)	538.1	1316.7	2
		14.0(#)(~)	885.7	2142.9	2
Fresh fruit	Apple (*)	5.0(#)(~)	1200.0	1200.0	1
		6.7(#)(~)	1200.0	1200.0	1
	Orange (*)	-	-	-	-
	Chinese pear (*)	5.0(~)	1200.0	1200.0	1
Egg	Egg (*)	-	-	-	-
Canned food	Chopped pork and ham (*)	-	-	-	-
	Fried dace with salted black bean (*)	19.0(#)(~)	238.8	1050.0	4
		20.0(#)(~)	1050.0	1400.0	1
	Spiced pork cubes (*)	12.0(~)	1050.0	1050.0	1

(*) Most common price in HK\$/ each

(#) Multiple prices which are equally common

(~) With frequency smaller than 5

(^) Multiple: $C = \frac{B}{A}$ (nearest integer)

(-) Refers to those most common price with frequency to be 1 or food item concerned is not available in the market

Luen Wo Hui Market

Food category	Food item	Most common price(s) (HK\$/ catty unless otherwise stated)	Rent (HK\$/ sqm)		
			Lowest (A)	Highest (B)	Multiple (C)(^)
Pork	Fresh lean pork	48.0	178.2	556.7	3
	Fresh pork chop	50.0(#)	295.9	556.7	2
		56.0(#)	212.3	483.6	2
	Fresh pork spare ribs	62.0	132.6	483.6	4
	Fresh pork shoulder blade	52.0	132.6	556.7	4
Beef	Fresh beef	90.0(#)(~)	401.1	401.1	1
		96.0(#)(~)	530.2	530.2	1
	Fresh beef brisket	90.0(#)(~)	401.1	401.1	1
		96.0(#)(~)	530.2	530.2	1
Poultry	Chilled chicken	65.0(~)	1272.5	1272.5	1
Salt-water fish	Golden thread	56.0	67.3	632.9	9
	Bigeye	96.0(~)	245.8	632.9	3
	Horsehead	48.0	212.3	549.7	3
	Yellow croaker	48.0	139.6	619.5	4
Fresh-water fish	Grass carp belly	32.0	43.5	667.5	15
	Fish head (Big Head)	28.0(#)(~)	667.5	667.5	1
		40.0(#)(~)	43.5	599.0	14
	Crucian Carp	41.7(~)	43.5	599.0	14
Fresh vegetables	Cabbage, white	10.0	412.6	779.2	2
	Cabbage, flowering	12.0	370.9	804.7	2
	Tomato	8.0	411.7	779.2	2
	Hairy gourd	8.0	411.7	804.7	2
	Chinese kale	10.0	416.7	779.2	2
	Potato	6.0	411.7	980.4	2
	Chinese lettuce	8.0	412.6	779.2	2
	Corn (*)	6.0	412.6	849.7	2
	Purple eggplant	8.0	412.6	499.7	1
	Cucumber	8.0	411.7	779.2	2
Fresh fruit	Apple (*)	5.0	539.2	1380.4	3
	Orange (*)	5.0	354.5	1265.8	4
	Chinese pear (*)	2.5	539.2	1035.3	2
Egg	Egg (*)	1.0	465.7	3594.8	8
Canned food	Chopped pork and ham (*)	11.5(#)(~)	510.9	520.8	1
		12.0(#)(~)	465.7	563.9	1
	Fried dace with salted black bean (*)	18.0(~)	465.7	537.5	1
	Spiced pork cubes (*)	12.0(~)	520.8	563.9	1

(*) Most common price in HK\$/ each

(#) Multiple prices which are equally common

(~) With frequency smaller than 5

(^) Multiple: $C = \frac{B}{A}$ (nearest integer)

(-) Refers to those most common price with frequency to be 1 or food item concerned is not available in the market

Tai Po Hui Market

Food category	Food item	Most common price(s) (HK\$/ catty unless otherwise stated)	Rent (HK\$/ sqm)		
			Lowest (A)	Highest (B)	Multiple (C)(^)
Pork	Fresh lean pork	48.0(#)	219.6	365.0	2
		55.0(#)	294.7	365.0	1
		60.0(#)	283.0	365.3	1
	Fresh pork chop	50.0(#)	316.4	366.9	1
		52.0(#)	316.4	520.5	2
	Fresh pork spare ribs	68.0	219.6	377.4	2
	Fresh pork shoulder blade	60.0	219.6	365.3	2
Beef	Fresh beef	-	-	-	-
	Fresh beef brisket	88.0(~)	393.3	393.3	1
Poultry	Chilled chicken	27.5(#)(~)	503.1	609.9	1
		31.3(#)(~)	584.0	681.4	1
		36.7(#)(~)	584.0	609.9	1
		45.9(#)(~)	503.1	681.4	1
Salt-water fish	Golden thread	64.0	210.7	546.0	3
	Bigeye	96.0(~)	287.9	493.7	2
	Horsehead	48.0	247.5	546.0	2
	Yellow croaker	48.0	287.9	953.0	3
Fresh-water fish	Grass carp belly	36.0	419.7	642.5	2
	Fish head (Big Head)	48.0	381.2	642.5	2
	Crucian Carp	29.8(#)(~)	423.2	423.2	1
		37.3(#)(~)	423.2	423.2	1
		41.7(#)(~)	395.0	423.2	1
Fresh vegetables	Cabbage, white	14.0	212.4	8169.9	38
	Cabbage, flowering	14.0	212.4	8169.9	38
	Tomato	12.0	191.7	8169.9	43
	Hairy gourd	12.0	212.4	762.5	4
	Chinese kale	14.0(#)(~)	250.5	8169.9	33
		16.0(#)(~)	261.4	512.0	2
	Potato	10.0	191.7	8169.9	43
	Chinese lettuce	14.0	212.4	1525.1	7
	Corn (*)	7.0	261.4	8169.9	31
	Purple eggplant	12.0	212.4	8169.9	38
	Cucumber	10.0(#)	283.2	8169.9	29
		14.0(#)	212.4	8169.9	38
Fresh fruit	Apple (*)	5.0(#)(~)	479.3	479.3	1
		6.7(#)(~)	433.0	433.0	1
	Orange (*)	6.0(#)(~)	479.3	479.3	1
		7.3(#)(~)	479.3	479.3	1
	Chinese pear (*)	2.5(~)	1634.0	1634.0	1
Egg	Egg (*)	1.4(~)	268.4	490.2	2
Canned food	Chopped pork and ham (*)	12.0(~)	320.4	490.2	2
	Fried dace with salted black bean (*)	20.0(~)	179.7	320.4	2
	Spiced pork cubes (*)	11.0(~)	179.7	490.2	3

(*) Most common price in HK\$/ each

(#) Multiple prices which are equally common

(~) With frequency smaller than 5

(^) Multiple: $C = \frac{B}{A}$ (nearest integer)

(-) Refers to those most common price with frequency to be 1 or food item concerned is not available in the market

Sha Tin Market

Food category	Food item	Most common price(s) (HK\$/ catty unless otherwise stated)	Rent (HK\$/ sqm)		
			Lowest (A)	Highest (B)	Multiple (C)([^])
Pork	Fresh lean pork	56.0(~)	746.3	777.8	1
	Fresh pork chop	58.0(~)	738.9	777.8	1
	Fresh pork spare ribs	56.0(~)	777.8	777.8	1
	Fresh pork shoulder blade	54.0(~)	777.8	777.8	1
Beef	Fresh beef	100.0(~)	738.9	738.9	1
	Fresh beef brisket	98.0(~)	700.0	738.9	1
Poultry	Chilled chicken	80.0(~)	1000.0	1000.0	1
Salt-water fish	Golden thread	64.0	1056.0	1760.0	2
	Bigeye	72.0(~)	1568.0	1568.0	1
	Horsehead	64.0(~)	1056.0	1568.0	1
	Yellow croaker	38.2(#)(~)	1408.0	1568.0	1
		56.0(#)(~)	1565.8	1568.0	1
Fresh-water fish	Grass carp belly	32.0	1568.0	1760.0	1
	Fish head (Big Head)	40.0	1344.0	1760.0	1
	Crucian Carp	-	-	-	-
Fresh vegetables	Cabbage, white	12.0(~)	2430.6	2592.6	1
	Cabbage, flowering	12.0	1555.6	2592.6	2
	Tomato	12.0	1527.8	2592.6	2
	Hairy gourd	10.0	1458.3	2754.6	2
	Chinese kale	12.0	1804.2	2754.6	2
	Potato	10.0	1804.2	2592.6	1
	Chinese lettuce	12.0	1203.7	2430.6	2
	Corn (*)	6.0	1555.6	2430.6	2
	Purple eggplant	10.0(#)(~)	1527.8	1851.9	1
		12.0(#)(~)	2430.6	2592.6	1
	Cucumber	12.0(~)	1804.2	2592.6	1
Fresh fruit	Apple (*)	6.7	1458.3	1725.9	1
	Orange (*)	6.7(#)(~)	1527.8	1527.8	1
		8.3(#)(~)	2430.6	2430.6	1
		9.3(#)(~)	2430.6	2430.6	1
	Chinese pear (*)	5.0(~)	1458.3	1458.3	1
Egg	Egg (*)	1.3(#)(~)	1699.5	1699.5	1
		1.3(#)(~)	1699.5	1699.5	1
		1.4(#)(~)	1699.5	1699.5	1
Canned food	Chopped pork and ham (*)	12.0(~)	1699.5	1699.5	1
	Fried dace with salted black bean (*)	-	-	-	-
	Spiced pork cubes (*)	-	-	-	-

(*) Most common price in HK\$/ each

(#) Multiple prices which are equally common

(~) With frequency smaller than 5

(^) Multiple: $C = \frac{B}{A}$ (nearest integer)

(-) Refers to those most common price with frequency to be 1 or food item concerned is not available in the market

Tai Wai Market

Food category	Food item	Most common price(s) (HK\$/ catty unless otherwise stated)	Rent (HK\$/ sqm)		
			Lowest (A)	Highest (B)	Multiple (C)(^)
Pork	Fresh lean pork	52.0(~)	500.0	567.3	1
	Fresh pork chop	62.0	472.2	666.7	1
	Fresh pork spare ribs	68.0	500.0	619.0	1
	Fresh pork shoulder blade	54.0(#) (~)	472.2	567.3	1
		56.0(#) (~)	555.6	666.7	1
Beef	Fresh beef	110.0(~)	500.0	555.6	1
	Fresh beef brisket	88.0(~)	555.6	555.6	1
Poultry	Chilled chicken	-	-	-	-
Salt-water fish	Golden thread	64.0(~)	555.6	777.8	1
	Bigeye	-	-	-	-
	Horsehead	56.0(~)	666.7	666.7	1
	Yellow croaker	48.0(~)	555.6	777.8	1
Fresh-water fish	Grass carp belly	36.0(#) (~)	583.3	666.7	1
		40.0(#) (~)	656.7	912.7	1
	Fish head (Big Head)	-	-	-	-
	Crucian Carp	26.8(~)	555.6	912.7	2
Fresh vegetables	Cabbage, white	12.0	676.7	1700.4	3
	Cabbage, flowering	16.0	546.6	935.2	2
	Tomato	10.0	676.7	1578.9	2
	Hairy gourd	12.0	676.7	1578.9	2
	Chinese kale	14.0	676.7	889.9	1
	Potato	10.0	676.7	1174.1	2
	Chinese lettuce	10.0(#) (~)	749.0	1174.1	2
		12.0(#) (~)	676.7	931.7	1
	Corn (*)	7.0	546.6	935.2	2
	Purple eggplant	12.0	559.1	889.9	2
	Cucumber	12.0	676.7	935.2	1
Fresh fruit	Apple (*)	5.0	761.7	1558.7	2
	Orange (*)	3.3(#) (~)	728.7	728.7	1
		4.0(#) (~)	931.7	931.7	1
		5.0(#) (~)	1558.7	1558.7	1
	Chinese pear (*)	2.5(~)	761.7	1558.7	2
Egg	Egg (*)	1.2(#) (~)	959.9	959.9	1
		1.3(#) (~)	959.9	959.9	1
		1.3(#) (~)	871.4	871.4	1
Canned food	Chopped pork and ham (*)	13.0(~)	790.0	794.3	1
	Fried dace with salted black bean (*)	-	-	-	-
	Spiced pork cubes (*)	-	-	-	-

(*) Most common price in HK\$/ each

(#) Multiple prices which are equally common

(~) With frequency smaller than 5

(^) Multiple: $C = \frac{B}{A}$ (nearest integer)

(-) Refers to those most common price with frequency to be 1 or food item concerned is not available in the market

Appendix K Price information of the 31 food items by multiple/ single holder tenants for FEHD markets**Chai Wan Market**

Food category	Food item	Multiple holder			Single holder		
		Freq.	Average price (HK\$/ catty unless otherwise stated)	Price range (HK\$/ catty unless otherwise stated)	Freq.	Average price (HK\$/ catty unless otherwise stated)	Price range (HK\$/ catty unless otherwise stated)
Pork	Fresh lean pork	-	-	-	11	45.8	42.0 - 54.0
	Fresh pork chop	-	-	-	11	47.6	42.0 - 54.0
	Fresh pork spare ribs	-	-	-	12	72.7	60.0 - 84.0
	Fresh pork shoulder blade	-	-	-	11	46.7	42.0 - 54.0
Beef	Fresh beef	-	-	-	2	110.0	110.0 - 110.0
	Fresh beef brisket	-	-	-	2	110.0	110.0 - 110.0
Poultry	Chilled chicken	3	23.6	19.0 - 27.7	9	30.0	20.0 - 44.8
Salt-water fish	Golden thread	-	-	-	14	53.4	28.1 - 64.0
	Bigeye	-	-	-	6	68.0	48.0 - 80.0
	Horsehead	-	-	-	9	49.0	32.5 - 64.0
	Yellow croaker	-	-	-	15	49.4	38.2 - 56.0
Fresh-water fish	Grass carp belly	-	-	-	11	35.4	17.8 - 48.0
	Fish head (Big Head)	-	-	-	8	42.5	32.0 - 48.0
	Crucian Carp	-	-	-	8	31.2	20.0 - 48.0
Fresh vegetables	Cabbage, white	13	11.0	2.5 - 16.0	14	11.5	8.5 - 14.0
	Cabbage, flowering	18	14.4	10.0 - 26.0	25	13.5	8.0 - 22.0
	Tomato	11	10.4	8.0 - 16.0	22	10.5	4.7 - 18.0
	Hairy gourd	10	8.7	6.0 - 14.0	15	8.2	5.0 - 14.0
	Chinese kale	6	10.3	8.0 - 12.0	10	12.2	8.0 - 16.0
	Potato	7	9.4	7.0 - 14.0	18	8.6	6.0 - 12.0
	Chinese lettuce	11	9.1	8.0 - 12.0	11	9.1	7.0 - 14.0
	Corn(*)	7	4.8	1.7 - 7.0	10	6.1	6.0 - 7.0
	Purple eggplant	8	9.0	8.0 - 16.0	13	10.7	5.0 - 24.0
	Cucumber	3	8.7	8.0 - 10.0	7	8.9	5.0 - 12.0
Fresh fruit	Apple(*)	2	4.0	3.5 - 4.5	30	4.3	2.0 - 8.0
	Orange(*)	3	3.8	2.5 - 4.5	25	4.5	2.0 - 7.0
	Chinese pear(*)	4	2.5	2.5 - 2.5	4	2.9	2.4 - 3.3
Egg	Egg(*)	2	1.1	1.1 - 1.1	21	1.1	0.9 - 1.5
Canned food	Chopped pork and ham(*)	4	11.3	11.0 - 12.0	3	11.2	10.5 - 12.0
	Fried dace with salted black bean(*)	2	20.0	20.0 - 20.0	2	20.0	20.0 - 20.0
	Spiced pork cubes(*)	1	14.0	14.0 - 14.0	-	-	-

(*) Average price in HK\$/ each

Higher price

Java Road Market

Food category	Food item	Multiple holder			Single holder		
		Freq.	Average price (HK\$/ catty unless otherwise stated)	Price range (HK\$/ catty unless otherwise stated)	Freq.	Average price (HK\$/ catty unless otherwise stated)	Price range (HK\$/ catty unless otherwise stated)
Pork	Fresh lean pork	-	-	-	7	45.7	44.0 - 46.0
	Fresh pork chop	-	-	-	7	47.7	46.0 - 52.0
	Fresh pork spare ribs	-	-	-	7	68.9	68.0 - 72.0
	Fresh pork shoulder blade	-	-	-	7	48.9	46.0 - 50.0
Beef	Fresh beef	-	-	-	5	97.2	96.0 - 98.0
	Fresh beef brisket	-	-	-	5	86.0	86.0 - 86.0
Poultry	Chilled chicken	-	-	-	-	-	-
Salt-water fish	Golden thread	-	-	-	9	59.2	26.7 - 72.0
	Bigeye	-	-	-	4	100.0	56.0 - 120.0
	Horsehead	-	-	-	6	60.3	25.6 - 72.0
	Yellow croaker	-	-	-	7	64.0	64.0 - 64.0
Fresh-water fish	Grass carp belly	-	-	-	4	42.0	40.0 - 48.0
	Fish head (Big Head)	-	-	-	4	48.0	48.0 - 48.0
	Crucian Carp	-	-	-	2	28.0	28.0 - 28.0
Fresh vegetables	Cabbage, white	7	7.9	5.0 - 10.0	10	10.4	8.0 - 12.0
	Cabbage, flowering	21	10.4	7.0 - 18.0	29	10.2	6.0 - 18.0
	Tomato	17	7.9	5.0 - 14.0	27	8.8	5.0 - 16.0
	Hairy gourd	11	8.5	5.0 - 12.8	23	6.9	5.0 - 10.0
	Chinese kale	5	10.0	8.0 - 12.0	11	10.6	8.0 - 15.0
	Potato	13	6.0	4.0 - 8.0	24	7.4	5.5 - 12.0
	Chinese lettuce	10	9.2	7.0 - 14.0	12	8.4	6.0 - 14.0
	Corn(*)	9	5.3	4.0 - 7.0	9	4.1	3.0 - 5.0
	Purple eggplant	9	8.6	7.0 - 11.7	9	8.0	6.0 - 10.0
	Cucumber	5	9.0	5.0 - 16.0	3	11.0	9.0 - 12.0
Fresh fruit	Apple(*)	23	4.1	1.7 - 8.0	17	4.8	2.5 - 6.3
	Orange(*)	11	4.6	2.4 - 7.3	16	3.9	2.0 - 6.7
	Chinese pear(*)	6	2.8	2.5 - 3.8	7	2.7	2.5 - 3.3
Egg	Egg(*)	7	1.7	1.0 - 2.3	22	1.5	1.0 - 2.5
Canned food	Chopped pork and ham(*)	-	-	-	5	13.6	12.0 - 20.0
	Fried dace with salted black bean(*)	-	-	-	4	19.5	19.0 - 20.0
	Spiced pork cubes(*)	-	-	-	-	-	-

(*) Average price in HK\$/ each

Higher price

Wan Chai Market

Food category	Food item	Multiple holder			Single holder		
		Freq.	Average price (HK\$/ catty unless otherwise stated)	Price range (HK\$/ catty unless otherwise stated)	Freq.	Average price (HK\$/ catty unless otherwise stated)	Price range (HK\$/ catty unless otherwise stated)
Pork	Fresh lean pork	2	53.0	46.0 - 60.0	2	62.0	60.0 - 64.0
	Fresh pork chop	2	53.0	50.0 - 56.0	2	57.5	45.0 - 70.0
	Fresh pork spare ribs	2	74.0	74.0 - 74.0	2	80.0	80.0 - 80.0
	Fresh pork shoulder blade	1	46.0	46.0 - 46.0	2	57.5	55.0 - 60.0
Beef	Fresh beef	-	-	-	-	-	-
	Fresh beef brisket	-	-	-	-	-	-
Poultry	Chilled chicken	5	35.0	30.0 - 40.0	-	-	-
Salt-water fish	Golden thread	8	40.4	28.1 - 56.0	8	50.3	32.0 - 56.0
	Bigeye	2	80.0	80.0 - 80.0	5	86.4	48.0 - 112.0
	Horsehead	4	46.2	40.6 - 48.0	8	49.0	32.0 - 56.0
	Yellow croaker	3	40.3	30.0 - 56.0	7	51.4	48.0 - 56.0
Fresh-water fish	Grass carp belly	2	42.0	36.0 - 48.0	5	40.4	36.0 - 48.0
	Fish head (Big Head)	3	44.3	40.0 - 48.0	3	49.0	45.0 - 56.0
	Crucian Carp	2	37.3	37.3 - 37.3	2	30.6	24.0 - 37.3
Fresh vegetables	Cabbage, white	1	12.0	12.0 - 12.0	5	12.0	10.0 - 14.0
	Cabbage, flowering	5	14.0	14.0 - 14.0	10	13.3	10.0 - 18.0
	Tomato	5	10.8	10.0 - 12.0	16	9.6	7.0 - 14.0
	Hairy gourd	3	10.3	9.0 - 12.0	12	9.8	8.0 - 14.0
	Chinese kale	1	14.0	14.0 - 14.0	8	13.8	12.0 - 18.0
	Potato	2	8.0	8.0 - 8.0	16	8.2	6.0 - 12.0
	Chinese lettuce	3	11.3	10.0 - 14.0	7	10.1	8.0 - 14.0
	Corn(*)	2	5.5	5.0 - 6.0	10	5.6	5.0 - 7.0
	Purple eggplant	4	13.0	12.0 - 16.0	6	10.2	8.0 - 14.0
	Cucumber	3	13.7	12.0 - 16.0	7	12.3	10.0 - 14.0
Fresh fruit	Apple(*)	4	3.5	3.0 - 4.0	24	4.4	2.0 - 10.0
	Orange(*)	2	5.0	5.0 - 5.0	26	4.7	2.5 - 7.7
	Chinese pear(*)	-	-	-	4	2.9	2.5 - 3.3
Egg	Egg(*)	-	-	-	9	1.2	1.0 - 1.4
Canned food	Chopped pork and ham(*)	-	-	-	-	-	-
	Fried dace with salted black bean(*)	-	-	-	-	-	-
	Spiced pork cubes(*)	-	-	-	-	-	-

(*) Average price in HK\$/ each

Higher price

Smithfield Market

Food category	Food item	Multiple holder			Single holder		
		Freq.	Average price (HK\$/ catty unless otherwise stated)	Price range (HK\$/ catty unless otherwise stated)	Freq.	Average price (HK\$/ catty unless otherwise stated)	Price range (HK\$/ catty unless otherwise stated)
Pork	Fresh lean pork	4	54.0	52.0 - 56.0	9	52.9	50.0 - 56.0
	Fresh pork chop	4	55.0	52.0 - 56.0	8	54.3	52.0 - 58.0
	Fresh pork spare ribs	4	71.0	68.0 - 74.0	8	68.5	64.0 - 74.0
	Fresh pork shoulder blade	4	55.0	52.0 - 56.0	7	52.0	50.0 - 54.0
Beef	Fresh beef	-	-	-	7	95.6	85.0 - 100.0
	Fresh beef brisket	-	-	-	7	86.0	75.0 - 98.0
Poultry	Chilled chicken	-	-	-	18	35.0	24.4 - 71.6
Salt-water fish	Golden thread	1	56.0	56.0 - 56.0	17	52.4	20.0 - 67.4
	Bigeye	-	-	-	3	101.3	96.0 - 112.0
	Horsehead	-	-	-	9	44.9	20.0 - 56.0
	Yellow croaker	1	56.0	56.0 - 56.0	14	48.2	20.0 - 64.0
Fresh-water fish	Grass carp belly	-	-	-	6	45.3	35.6 - 48.0
	Fish head (Big Head)	-	-	-	2	36.0	36.0 - 36.0
	Crucian Carp	-	-	-	2	26.9	24.0 - 29.8
Fresh vegetables	Cabbage, white	8	12.1	10.0 - 16.0	12	11.0	7.5 - 16.0
	Cabbage, flowering	13	12.8	10.0 - 16.0	41	11.8	7.0 - 16.0
	Tomato	14	10.9	7.0 - 15.0	28	8.8	6.0 - 14.0
	Hairy gourd	10	9.2	8.0 - 12.0	24	8.7	5.0 - 15.0
	Chinese kale	11	12.9	8.0 - 16.0	12	10.9	6.0 - 16.0
	Potato	12	7.8	6.0 - 10.0	19	7.3	5.0 - 10.0
	Chinese lettuce	9	9.6	8.0 - 12.0	16	9.3	8.0 - 12.0
	Corn(*)	4	5.5	5.0 - 6.0	21	5.9	4.5 - 7.0
	Purple eggplant	6	9.8	8.0 - 12.0	22	8.0	4.9 - 12.0
	Cucumber	2	13.0	12.0 - 14.0	6	12.3	6.9 - 16.0
Fresh fruit	Apple(*)	14	4.6	2.0 - 9.0	22	4.3	2.0 - 7.0
	Orange(*)	14	5.0	2.5 - 7.0	39	4.8	2.0 - 8.0
	Chinese pear(*)	4	2.4	2.0 - 2.8	11	3.1	2.0 - 8.0
Egg	Egg(*)	2	1.2	1.2 - 1.2	18	1.3	1.0 - 2.0
Canned food	Chopped pork and ham(*)	-	-	-	2	11.5	11.0 - 12.0
	Fried dace with salted black bean(*)	-	-	-	3	20.0	19.0 - 21.0
	Spiced pork cubes(*)	-	-	-	2	13.0	12.0 - 14.0

(*) Average price in HK\$/ each

Higher price

Shek Tong Tsui Market

Food category	Food item	Multiple holder			Single holder		
		Freq.	Average price (HK\$/ catty unless otherwise stated)	Price range (HK\$/ catty unless otherwise stated)	Freq.	Average price (HK\$/ catty unless otherwise stated)	Price range (HK\$/ catty unless otherwise stated)
Pork	Fresh lean pork	1	39.0	39.0 - 39.0	6	49.0	40.0 - 58.0
	Fresh pork chop	1	39.0	39.0 - 39.0	7	49.6	48.0 - 54.0
	Fresh pork spare ribs	1	56.0	56.0 - 56.0	6	67.0	62.0 - 74.0
	Fresh pork shoulder blade	1	39.0	39.0 - 39.0	6	48.7	48.0 - 52.0
Beef	Fresh beef	-	-	-	4	92.0	92.0 - 92.0
	Fresh beef brisket	-	-	-	4	106.5	92.0 - 150.0
Poultry	Chilled chicken	-	-	-	1	43.2	43.2 - 43.2
Salt-water fish	Golden thread	-	-	-	7	60.6	40.0 - 80.0
	Bigeye	-	-	-	1	96.0	96.0 - 96.0
	Horsehead	-	-	-	1	48.0	48.0 - 48.0
	Yellow croaker	3	28.3	24.0 - 32.0	9	50.7	40.0 - 64.0
Fresh-water fish	Grass carp belly	3	44.3	40.0 - 48.0	6	40.7	36.0 - 48.0
	Fish head (Big Head)	3	44.0	40.0 - 48.0	6	45.8	25.0 - 56.0
	Crucian Carp	-	-	-	2	28.0	28.0 - 28.0
Fresh vegetables	Cabbage, white	5	10.0	5.0 - 12.0	4	10.8	9.0 - 12.0
	Cabbage, flowering	5	11.2	10.0 - 12.0	9	11.8	8.0 - 13.0
	Tomato	10	9.5	8.0 - 12.0	6	9.5	8.0 - 12.0
	Hairy gourd	4	9.8	9.0 - 10.0	5	9.4	8.0 - 12.0
	Chinese kale	3	10.7	10.0 - 12.0	4	13.5	12.0 - 18.0
	Potato	8	7.6	6.0 - 8.0	6	8.2	8.0 - 9.0
	Chinese lettuce	4	10.0	6.0 - 14.0	2	9.0	8.0 - 10.0
	Corn(*)	3	5.1	3.3 - 6.0	5	6.0	6.0 - 6.0
	Purple eggplant	4	9.0	7.0 - 10.0	5	9.6	8.0 - 12.0
	Cucumber	4	10.3	8.0 - 14.0	2	8.0	8.0 - 8.0
Fresh fruit	Apple(*)	5	5.1	4.0 - 6.7	1	5.0	5.0 - 5.0
	Orange(*)	11	5.3	2.9 - 8.0	2	4.5	4.0 - 5.0
	Chinese pear(*)	-	-	-	-	-	-
Egg	Egg(*)	-	-	-	4	1.4	1.2 - 1.5
Canned food	Chopped pork and ham(*)	-	-	-	2	12.0	12.0 - 12.0
	Fried dace with salted black bean(*)	-	-	-	2	20.0	20.0 - 20.0
	Spiced pork cubes(*)	-	-	-	-	-	-

(*) Average price in HK\$/ each

Higher price

Apleichau Market

Food category	Food item	Multiple holder			Single holder		
		Freq.	Average price (HK\$/ catty unless otherwise stated)	Price range (HK\$/ catty unless otherwise stated)	Freq.	Average price (HK\$/ catty unless otherwise stated)	Price range (HK\$/ catty unless otherwise stated)
Pork	Fresh lean pork	-	-	-	9	46.4	40.0 - 55.0
	Fresh pork chop	-	-	-	9	55.0	40.0 - 73.0
	Fresh pork spare ribs	-	-	-	9	63.6	42.0 - 76.0
	Fresh pork shoulder blade	-	-	-	8	49.0	40.0 - 60.0
Beef	Fresh beef	-	-	-	2	125.0	120.0 - 130.0
	Fresh beef brisket	-	-	-	1	120.0	120.0 - 120.0
Poultry	Chilled chicken	-	-	-	1	33.3	33.3 - 33.3
Salt-water fish	Golden thread	-	-	-	1	24.1	24.1 - 24.1
	Bigeye	-	-	-	-	-	-
	Horsehead	1	56.0	56.0 - 56.0	-	-	-
	Yellow croaker	1	80.0	80.0 - 80.0	1	80.0	80.0 - 80.0
Fresh-water fish	Grass carp belly	-	-	-	3	32.7	30.0 - 36.0
	Fish head (Big Head)	-	-	-	-	-	-
	Crucian Carp	-	-	-	2	32.0	32.0 - 32.0
Fresh vegetables	Cabbage, white	-	-	-	4	14.3	14.0 - 15.0
	Cabbage, flowering	-	-	-	9	14.0	12.0 - 18.0
	Tomato	-	-	-	10	9.3	5.0 - 14.0
	Hairy gourd	-	-	-	7	11.1	10.0 - 12.0
	Chinese kale	-	-	-	8	13.0	12.0 - 16.0
	Potato	-	-	-	7	8.6	6.0 - 10.0
	Chinese lettuce	-	-	-	6	10.7	10.0 - 12.0
	Corn(*)	-	-	-	5	6.6	6.0 - 7.0
	Purple eggplant	-	-	-	6	12.7	12.0 - 14.0
	Cucumber	-	-	-	3	13.7	10.0 - 20.0
Fresh fruit	Apple(*)	3	7.3	6.0 - 8.0	1	5.0	5.0 - 5.0
	Orange(*)	4	5.4	4.0 - 8.0	1	5.0	5.0 - 5.0
	Chinese pear(*)	-	-	-	-	-	-
Egg	Egg(*)	-	-	-	5	1.6	1.3 - 2.0
Canned food	Chopped pork and ham(*)	-	-	-	2	12.5	12.0 - 13.0
	Fried dace with salted black bean(*)	-	-	-	2	30.0	30.0 - 30.0
	Spiced pork cubes(*)	-	-	-	2	12.5	12.0 - 13.0

(*) Average price in HK\$/ each

Higher price

Shui Wo Street Market

Food category	Food item	Multiple holder			Single holder		
		Freq.	Average price (HK\$/ catty unless otherwise stated)	Price range (HK\$/ catty unless otherwise stated)	Freq.	Average price (HK\$/ catty unless otherwise stated)	Price range (HK\$/ catty unless otherwise stated)
Pork	Fresh lean pork	-	-	-	7	48.6	44.0 - 60.0
	Fresh pork chop	-	-	-	7	56.6	48.0 - 68.0
	Fresh pork spare ribs	-	-	-	6	71.0	68.0 - 72.0
	Fresh pork shoulder blade	-	-	-	6	55.3	48.0 - 60.0
Beef	Fresh beef	-	-	-	2	96.0	96.0 - 96.0
	Fresh beef brisket	-	-	-	2	88.0	88.0 - 88.0
Poultry	Chilled chicken	-	-	-	-	-	-
Salt-water fish	Golden thread	-	-	-	7	67.7	33.7 - 96.0
	Bigeye	-	-	-	2	132.0	128.0 - 136.0
	Horsehead	-	-	-	7	66.4	32.5 - 80.0
	Yellow croaker	-	-	-	6	58.7	56.0 - 64.0
Fresh-water fish	Grass carp belly	-	-	-	5	44.8	40.0 - 48.0
	Fish head (Big Head)	-	-	-	4	49.5	48.0 - 54.0
	Crucian Carp	-	-	-	5	30.5	23.8 - 36.8
Fresh vegetables	Cabbage, white	10	10.4	8.0 - 12.0	8	10.5	8.0 - 14.0
	Cabbage, flowering	21	9.7	6.0 - 14.0	23	11.1	8.0 - 20.0
	Tomato	17	8.8	4.0 - 12.0	20	8.5	4.0 - 12.0
	Hairy gourd	14	8.1	4.0 - 12.0	10	7.1	4.0 - 10.0
	Chinese kale	10	10.5	8.0 - 14.0	6	11.0	9.0 - 14.0
	Potato	13	7.4	6.0 - 10.0	16	6.8	4.0 - 10.0
	Chinese lettuce	9	9.4	7.0 - 12.0	11	10.2	8.0 - 12.0
	Corn(*)	8	6.0	1.7 - 8.0	20	5.3	3.0 - 7.0
	Purple eggplant	9	8.4	6.0 - 12.0	12	10.2	6.0 - 12.0
	Cucumber	6	9.2	6.0 - 12.0	6	9.2	6.0 - 14.0
Fresh fruit	Apple(*)	2	2.9	2.5 - 3.3	2	4.0	4.0 - 4.0
	Orange(*)	1	4.5	4.5 - 4.5	5	3.7	2.5 - 5.0
	Chinese pear(*)	-	-	-	-	-	-
Egg	Egg(*)	-	-	-	3	1.4	1.2 - 1.6
Canned food	Chopped pork and ham(*)	-	-	-	-	-	-
	Fried dace with salted black bean(*)	-	-	-	-	-	-
	Spiced pork cubes(*)	-	-	-	-	-	-

(*) Average price in HK\$/ each

Higher price

Hung Hum Market

Food category	Food item	Multiple holder			Single holder		
		Freq.	Average price (HK\$/ catty unless otherwise stated)	Price range (HK\$/ catty unless otherwise stated)	Freq.	Average price (HK\$/ catty unless otherwise stated)	Price range (HK\$/ catty unless otherwise stated)
Pork	Fresh lean pork	7	45.3	42.0 - 50.0	14	47.4	42.0 - 76.0
	Fresh pork chop	7	45.7	44.0 - 48.0	14	51.1	42.0 - 76.0
	Fresh pork spare ribs	7	66.3	64.0 - 70.0	14	67.1	48.0 - 86.0
	Fresh pork shoulder blade	7	48.9	44.0 - 52.0	14	51.5	46.0 - 76.0
Beef	Fresh beef	2	68.0	56.0 - 80.0	4	77.5	58.0 - 96.0
	Fresh beef brisket	2	86.5	75.0 - 98.0	4	78.5	76.0 - 80.0
Poultry	Chilled chicken	1	36.7	36.7 - 36.7	5	42.2	35.0 - 60.0
Salt-water fish	Golden thread	-	-	-	30	53.3	28.0 - 80.0
	Bigeye	-	-	-	11	93.1	48.0 - 128.0
	Horsehead	-	-	-	12	41.6	20.3 - 56.0
	Yellow croaker	-	-	-	14	57.8	36.0 - 76.8
Fresh-water fish	Grass carp belly	2	42.0	36.0 - 48.0	7	34.9	20.6 - 48.0
	Fish head (Big Head)	2	39.0	38.0 - 40.0	4	41.0	32.0 - 48.0
	Crucian Carp	-	-	-	1	22.4	22.4 - 22.4
Fresh vegetables	Cabbage, white	-	-	-	19	14.1	10.0 - 24.0
	Cabbage, flowering	-	-	-	44	13.7	8.0 - 24.0
	Tomato	-	-	-	39	10.6	8.0 - 32.0
	Hairy gourd	-	-	-	31	10.3	5.0 - 24.0
	Chinese kale	-	-	-	15	14.7	8.0 - 24.0
	Potato	-	-	-	35	8.7	5.0 - 14.0
	Chinese lettuce	-	-	-	24	12.1	7.0 - 18.0
	Corn(*)	-	-	-	22	6.4	5.0 - 8.0
	Purple eggplant	-	-	-	21	10.0	9.0 - 14.0
	Cucumber	-	-	-	11	11.1	8.0 - 16.0
Fresh fruit	Apple(*)	-	-	-	2	5.0	5.0 - 5.0
	Orange(*)	-	-	-	4	4.5	3.8 - 5.5
	Chinese pear(*)	1	2.0	2.0 - 2.0	3	3.3	3.3 - 3.3
Egg	Egg(*)	2	1.1	1.0 - 1.3	9	1.3	0.9 - 2.0
Canned food	Chopped pork and ham(*)	-	-	-	-	-	-
	Fried dace with salted black bean(*)	-	-	-	1	18.0	18.0 - 18.0
	Spiced pork cubes(*)	-	-	-	-	-	-

(*) Average price in HK\$/ each

Higher price

Kowloon City Market

Food category	Food item	Multiple holder			Single holder		
		Freq.	Average price (HK\$/ catty unless otherwise stated)	Price range (HK\$/ catty unless otherwise stated)	Freq.	Average price (HK\$/ catty unless otherwise stated)	Price range (HK\$/ catty unless otherwise stated)
Pork	Fresh lean pork	3	54.0	54.0 - 54.0	14	52.4	45.0 - 58.0
	Fresh pork chop	4	58.0	54.0 - 64.0	13	53.8	45.0 - 60.0
	Fresh pork spare ribs	4	70.0	68.0 - 72.0	14	71.1	68.0 - 78.0
	Fresh pork shoulder blade	5	53.6	52.0 - 54.0	14	53.1	45.0 - 68.0
Beef	Fresh beef	-	-	-	1	88.0	88.0 - 88.0
	Fresh beef brisket	-	-	-	1	68.0	68.0 - 68.0
Poultry	Chilled chicken	-	-	-	13	34.0	24.3 - 48.6
Salt-water fish	Golden thread	-	-	-	13	60.9	29.5 - 80.0
	Bigeye	-	-	-	3	121.0	110.0 - 128.0
	Horsehead	-	-	-	3	53.5	32.5 - 72.0
	Yellow croaker	3	49.1	35.2 - 56.0	17	49.2	16.0 - 64.0
Fresh-water fish	Grass carp belly	2	48.0	48.0 - 48.0	6	47.7	36.0 - 58.0
	Fish head (Big Head)	2	43.0	38.0 - 48.0	4	48.0	48.0 - 48.0
	Crucian Carp	2	28.0	28.0 - 28.0	1	36.0	36.0 - 36.0
Fresh vegetables	Cabbage, white	7	10.6	6.0 - 14.0	-	-	-
	Cabbage, flowering	32	12.2	8.0 - 20.0	10	13.5	10.0 - 18.0
	Tomato	43	10.6	6.0 - 28.0	8	11.8	8.0 - 14.0
	Hairy gourd	18	10.0	6.0 - 12.0	10	10.3	8.0 - 12.0
	Chinese kale	13	13.4	10.0 - 16.0	5	12.6	10.0 - 14.0
	Potato	32	8.8	2.0 - 20.0	9	10.2	7.0 - 20.0
	Chinese lettuce	10	11.2	8.0 - 14.0	5	11.2	10.0 - 12.0
	Corn(*)	22	6.6	3.3 - 10.0	10	6.9	3.0 - 10.0
	Purple eggplant	10	10.5	8.0 - 14.0	6	12.8	12.0 - 15.0
	Cucumber	2	10.0	10.0 - 10.0	3	12.0	12.0 - 12.0
Fresh fruit	Apple(*)	15	5.0	3.3 - 6.7	5	5.3	3.3 - 8.0
	Orange(*)	25	5.6	2.5 - 8.3	4	5.5	2.5 - 8.3
	Chinese pear(*)	4	3.1	2.5 - 5.0	1	3.3	3.3 - 3.3
Egg	Egg(*)	8	1.2	1.0 - 1.4	2	1.0	0.9 - 1.0
Canned food	Chopped pork and ham(*)	2	11.5	11.0 - 12.0	1	11.0	11.0 - 11.0
	Fried dace with salted black bean(*)	2	19.5	19.0 - 20.0	1	20.0	20.0 - 20.0
	Spiced pork cubes(*)	1	13.0	13.0 - 13.0	-	-	-

(*) Average price in HK\$/ each

Higher price

Ngau Chi Wan Market

Food category	Food item	Multiple holder			Single holder		
		Freq.	Average price (HK\$/ catty unless otherwise stated)	Price range (HK\$/ catty unless otherwise stated)	Freq.	Average price (HK\$/ catty unless otherwise stated)	Price range (HK\$/ catty unless otherwise stated)
Pork	Fresh lean pork	5	52.0	44.0 - 60.0	5	46.4	44.0 - 48.0
	Fresh pork chop	5	55.2	46.0 - 60.0	5	48.4	44.0 - 50.0
	Fresh pork spare ribs	4	67.5	60.0 - 78.0	5	60.4	44.0 - 68.0
	Fresh pork shoulder blade	4	59.0	48.0 - 72.0	6	49.5	46.0 - 62.0
Beef	Fresh beef	-	-	-	2	96.0	96.0 - 96.0
	Fresh beef brisket	-	-	-	2	76.0	76.0 - 76.0
Poultry	Chilled chicken	-	-	-	4	43.3	31.2 - 52.0
Salt-water fish	Golden thread	-	-	-	19	53.5	20.0 - 80.0
	Bigeye	-	-	-	3	98.7	56.0 - 128.0
	Horsehead	-	-	-	10	50.6	19.5 - 128.0
	Yellow croaker	-	-	-	11	50.2	48.0 - 56.0
Fresh-water fish	Grass carp belly	-	-	-	13	39.3	20.6 - 56.0
	Fish head (Big Head)	-	-	-	8	55.3	48.0 - 64.0
	Crucian Carp	-	-	-	9	30.1	25.0 - 38.7
Fresh vegetables	Cabbage, white	-	-	-	6	9.7	7.0 - 16.0
	Cabbage, flowering	3	13.0	7.0 - 16.0	23	12.4	7.0 - 20.0
	Tomato	3	11.0	9.0 - 12.0	26	10.0	4.7 - 16.0
	Hairy gourd	3	10.0	8.0 - 12.0	13	8.5	6.0 - 12.0
	Chinese kale	3	9.3	7.0 - 13.0	7	10.6	8.0 - 14.0
	Potato	3	7.0	6.0 - 9.0	16	7.7	5.0 - 10.0
	Chinese lettuce	1	16.0	16.0 - 16.0	9	10.4	8.0 - 16.0
	Corn(*)	2	6.5	5.0 - 8.0	9	5.9	4.0 - 8.0
	Purple eggplant	1	8.0	8.0 - 8.0	9	9.9	7.0 - 14.0
	Cucumber	2	8.5	7.0 - 10.0	2	9.0	6.0 - 12.0
Fresh fruit	Apple(*)	5	5.5	4.0 - 6.7	16	5.7	5.0 - 6.7
	Orange(*)	12	5.7	2.5 - 7.5	15	5.1	2.5 - 8.0
	Chinese pear(*)	1	4.0	4.0 - 4.0	1	2.5	2.5 - 2.5
Egg	Egg(*)	5	1.3	1.1 - 1.4	14	1.2	0.8 - 1.6
Canned food	Chopped pork and ham(*)	2	10.5	10.0 - 11.0	2	11.0	11.0 - 11.0
	Fried dace with salted black bean(*)	1	20.0	20.0 - 20.0	1	20.0	20.0 - 20.0
	Spiced pork cubes(*)	1	13.0	13.0 - 13.0	1	13.0	13.0 - 13.0

(*) Average price in HK\$/ each

Higher price

Tai Kok Tsui Market

Food category	Food item	Multiple holder			Single holder		
		Freq.	Average price (HK\$/ catty unless otherwise stated)	Price range (HK\$/ catty unless otherwise stated)	Freq.	Average price (HK\$/ catty unless otherwise stated)	Price range (HK\$/ catty unless otherwise stated)
Pork	Fresh lean pork	3	44.0	42.0 - 48.0	8	44.0	40.0 - 48.0
	Fresh pork chop	3	45.7	44.0 - 48.0	8	47.4	45.0 - 52.0
	Fresh pork spare ribs	3	58.0	58.0 - 58.0	8	56.5	56.0 - 58.0
	Fresh pork shoulder blade	3	47.0	45.0 - 48.0	8	46.0	42.0 - 52.0
Beef	Fresh beef	-	-	-	2	98.0	98.0 - 98.0
	Fresh beef brisket	-	-	-	-	-	-
Poultry	Chilled chicken	-	-	-	7	33.1	27.2 - 41.5
Salt-water fish	Golden thread	-	-	-	4	66.0	64.0 - 72.0
	Bigeye	-	-	-	2	88.0	72.0 - 104.0
	Horsehead	-	-	-	6	43.7	22.9 - 56.0
	Yellow croaker	-	-	-	4	54.0	48.0 - 72.0
Fresh-water fish	Grass carp belly	-	-	-	5	36.4	30.0 - 45.0
	Fish head (Big Head)	-	-	-	5	41.0	40.0 - 45.0
	Crucian Carp	-	-	-	3	26.0	24.0 - 30.0
Fresh vegetables	Cabbage, white	3	11.0	10.0 - 12.0	9	11.1	10.0 - 12.0
	Cabbage, flowering	11	12.3	10.0 - 20.0	15	10.7	8.0 - 16.0
	Tomato	3	12.0	12.0 - 12.0	19	10.9	8.0 - 16.0
	Hairy gourd	6	9.3	8.0 - 12.0	14	9.1	8.0 - 10.0
	Chinese kale	4	11.0	10.0 - 12.0	12	11.7	8.0 - 14.0
	Potato	2	9.0	8.0 - 10.0	15	8.7	8.0 - 10.0
	Chinese lettuce	3	13.3	10.0 - 20.0	11	10.5	9.0 - 16.0
	Corn(*)	8	6.3	6.0 - 7.0	12	5.6	3.5 - 7.0
	Purple eggplant	6	10.0	8.0 - 14.0	7	10.9	10.0 - 12.0
	Cucumber	1	12.0	12.0 - 12.0	8	10.8	10.0 - 14.0
Fresh fruit	Apple(*)	11	4.5	2.5 - 8.0	10	3.8	2.5 - 6.7
	Orange(*)	9	5.1	2.5 - 8.0	16	4.2	2.5 - 7.0
	Chinese pear(*)	1	3.3	3.3 - 3.3	5	2.5	2.5 - 2.5
Egg	Egg(*)	7	1.2	1.1 - 1.3	7	1.2	1.0 - 1.3
Canned food	Chopped pork and ham(*)	1	10.0	10.0 - 10.0	-	-	-
	Fried dace with salted black bean(*)	1	20.0	20.0 - 20.0	5	19.0	19.0 - 19.0
	Spiced pork cubes(*)	-	-	-	-	-	-

(*) Average price in HK\$/ each

Higher price

Pei Ho Street Market

Food category	Food item	Multiple holder			Single holder		
		Freq.	Average price (HK\$/ catty unless otherwise stated)	Price range (HK\$/ catty unless otherwise stated)	Freq.	Average price (HK\$/ catty unless otherwise stated)	Price range (HK\$/ catty unless otherwise stated)
Pork	Fresh lean pork	-	-	-	12	38.8	36.0 - 40.0
	Fresh pork chop	-	-	-	12	49.8	38.0 - 58.0
	Fresh pork spare ribs	-	-	-	12	58.3	48.0 - 64.0
	Fresh pork shoulder blade	-	-	-	12	50.3	38.0 - 62.0
Beef	Fresh beef	-	-	-	1	94.0	94.0 - 94.0
	Fresh beef brisket	-	-	-	1	88.0	88.0 - 88.0
Poultry	Chilled chicken	-	-	-	21	32.0	20.0 - 52.0
Salt-water fish	Golden thread	-	-	-	26	54.8	40.0 - 72.0
	Bigeye	-	-	-	4	98.0	72.0 - 112.0
	Horsehead	-	-	-	7	54.9	32.0 - 72.0
	Yellow croaker	-	-	-	23	43.4	26.7 - 56.0
Fresh-water fish	Grass carp belly	-	-	-	17	37.5	29.7 - 48.0
	Fish head (Big Head)	-	-	-	11	48.0	21.5 - 56.0
	Crucian Carp	-	-	-	8	29.2	19.2 - 36.8
Fresh vegetables	Cabbage, white	1	12.0	12.0 - 12.0	39	9.1	5.0 - 16.0
	Cabbage, flowering	1	10.0	10.0 - 10.0	73	11.1	5.0 - 22.0
	Tomato	2	14.0	14.0 - 14.0	53	9.4	5.0 - 17.0
	Hairy gourd	2	9.5	9.0 - 10.0	36	8.4	3.5 - 16.0
	Chinese kale	-	-	-	11	8.2	5.0 - 12.0
	Potato	1	8.0	8.0 - 8.0	40	7.1	5.0 - 10.0
	Chinese lettuce	1	10.0	10.0 - 10.0	44	10.0	6.0 - 18.0
	Corn(*)	2	6.0	6.0 - 6.0	24	5.0	2.0 - 8.0
	Purple eggplant	2	10.0	10.0 - 10.0	22	9.1	4.0 - 14.0
	Cucumber	1	8.0	8.0 - 8.0	14	9.4	5.0 - 16.0
Fresh fruit	Apple(*)	-	-	-	13	4.9	2.8 - 10.0
	Orange(*)	-	-	-	26	3.6	2.0 - 6.0
	Chinese pear(*)	-	-	-	7	2.6	2.5 - 3.0
Egg	Egg(*)	-	-	-	12	1.2	1.0 - 2.0
Canned food	Chopped pork and ham(*)	-	-	-	2	11.0	10.0 - 12.0
	Fried dace with salted black bean(*)	-	-	-	2	18.0	18.0 - 18.0
	Spiced pork cubes(*)	-	-	-	1	12.0	12.0 - 12.0

(*) Average price in HK\$/ each

Higher price

Yau Ma Tei Market

Food category	Food item	Multiple holder			Single holder		
		Freq.	Average price (HK\$/ catty unless otherwise stated)	Price range (HK\$/ catty unless otherwise stated)	Freq.	Average price (HK\$/ catty unless otherwise stated)	Price range (HK\$/ catty unless otherwise stated)
Pork	Fresh lean pork	-	-	-	-	-	-
	Fresh pork chop	-	-	-	-	-	-
	Fresh pork spare ribs	-	-	-	-	-	-
	Fresh pork shoulder blade	-	-	-	-	-	-
Beef	Fresh beef	-	-	-	-	-	-
	Fresh beef brisket	-	-	-	-	-	-
Poultry	Chilled chicken	-	-	-	-	-	-
Salt-water fish	Golden thread	17	47.6	20.0 - 64.0	3	49.3	36.0 - 64.0
	Bigeye	5	68.0	32.0 - 120.0	2	48.0	32.0 - 64.0
	Horsehead	6	39.9	19.5 - 64.0	5	44.8	32.0 - 56.0
	Yellow croaker	13	42.3	26.0 - 56.0	10	47.1	26.0 - 64.0
Fresh-water fish	Grass carp belly	2	51.0	48.0 - 54.0	1	46.0	46.0 - 46.0
	Fish head (Big Head)	2	56.0	56.0 - 56.0	1	56.0	56.0 - 56.0
	Crucian Carp	2	27.0	26.0 - 28.0	1	28.0	28.0 - 28.0
Fresh vegetables	Cabbage, white	6	11.5	8.0 - 20.0	8	10.4	9.0 - 12.0
	Cabbage, flowering	7	13.4	10.0 - 20.0	10	11.3	9.0 - 20.0
	Tomato	5	8.8	8.0 - 12.0	5	8.6	8.0 - 9.0
	Hairy gourd	5	9.0	8.0 - 10.0	10	8.2	5.1 - 10.0
	Chinese kale	4	10.0	10.0 - 10.0	5	11.4	10.0 - 14.0
	Potato	4	8.5	8.0 - 10.0	4	7.8	7.0 - 8.0
	Chinese lettuce	4	9.0	9.0 - 9.0	6	8.5	8.0 - 9.0
	Corn(*)	1	6.0	6.0 - 6.0	-	-	-
	Purple eggplant	1	16.0	16.0 - 16.0	4	8.8	8.0 - 9.0
	Cucumber	-	-	-	-	-	-
Fresh fruit	Apple(*)	-	-	-	-	-	-
	Orange(*)	1	6.0	6.0 - 6.0	2	4.5	4.0 - 5.0
	Chinese pear(*)	-	-	-	-	-	-
Egg	Egg(*)	1	1.7	1.7 - 1.7	1	1.7	1.7 - 1.7
Canned food	Chopped pork and ham(*)	-	-	-	-	-	-
	Fried dace with salted black bean(*)	-	-	-	-	-	-
	Spiced pork cubes(*)	-	-	-	-	-	-

(*) Average price in HK\$/ each

 Higher price

North Kwai Chung Market

Food category	Food item	Multiple holder			Single holder		
		Freq.	Average price (HK\$/ catty unless otherwise stated)	Price range (HK\$/ catty unless otherwise stated)	Freq.	Average price (HK\$/ catty unless otherwise stated)	Price range (HK\$/ catty unless otherwise stated)
Pork	Fresh lean pork	2	50.0	50.0 - 50.0	4	46.0	44.0 - 48.0
	Fresh pork chop	2	54.0	54.0 - 54.0	4	50.3	46.0 - 55.0
	Fresh pork spare ribs	2	76.0	76.0 - 76.0	4	66.5	62.0 - 76.0
	Fresh pork shoulder blade	2	50.0	50.0 - 50.0	4	47.0	46.0 - 48.0
Beef	Fresh beef	-	-	-	2	96.0	96.0 - 96.0
	Fresh beef brisket	-	-	-	1	88.0	88.0 - 88.0
Poultry	Chilled chicken	1	24.0	24.0 - 24.0	4	32.8	27.2 - 38.7
Salt-water fish	Golden thread	-	-	-	13	53.5	28.0 - 72.0
	Bigeye	-	-	-	3	50.7	40.0 - 64.0
	Horsehead	-	-	-	4	45.0	28.0 - 56.0
	Yellow croaker	-	-	-	10	53.7	32.8 - 72.0
Fresh-water fish	Grass carp belly	-	-	-	9	32.4	28.0 - 36.0
	Fish head (Big Head)	1	40.0	40.0 - 40.0	5	41.6	40.0 - 48.0
	Crucian Carp	1	29.8	29.8 - 29.8	8	34.6	25.0 - 41.7
Fresh vegetables	Cabbage, white	6	9.3	7.5 - 12.0	2	12.5	12.0 - 13.0
	Cabbage, flowering	13	10.4	7.5 - 13.0	10	11.4	9.0 - 14.0
	Tomato	9	9.8	7.8 - 12.0	9	10.1	6.0 - 20.0
	Hairy gourd	5	8.6	7.0 - 10.0	9	8.4	8.0 - 10.0
	Chinese kale	3	9.7	9.0 - 10.0	-	-	-
	Potato	7	9.1	8.0 - 16.0	7	8.3	7.0 - 12.0
	Chinese lettuce	4	9.3	8.0 - 10.0	6	9.7	8.0 - 12.0
	Corn(*)	4	5.1	3.3 - 6.0	5	5.3	3.3 - 6.0
	Purple eggplant	1	12.0	12.0 - 12.0	6	9.2	7.3 - 12.0
	Cucumber	1	10.0	10.0 - 10.0	4	11.5	10.0 - 12.0
Fresh fruit	Apple(*)	6	5.4	4.0 - 6.7	4	3.3	3.0 - 3.3
	Orange(*)	11	4.8	3.0 - 6.0	6	2.9	2.0 - 3.7
	Chinese pear(*)	1	2.5	2.5 - 2.5	1	2.0	2.0 - 2.0
Egg	Egg(*)	6	1.0	0.7 - 1.2	10	1.0	0.8 - 1.5
Canned food	Chopped pork and ham(*)	-	-	-	-	-	-
	Fried dace with salted black bean(*)	-	-	-	-	-	-
	Spiced pork cubes(*)	-	-	-	-	-	-

(*) Average price in HK\$/ each

Higher price

Tsing Yi Market

Food category	Food item	Multiple holder			Single holder		
		Freq.	Average price (HK\$/ catty unless otherwise stated)	Price range (HK\$/ catty unless otherwise stated)	Freq.	Average price (HK\$/ catty unless otherwise stated)	Price range (HK\$/ catty unless otherwise stated)
Pork	Fresh lean pork	3	40.0	34.0 - 48.0	4	41.5	36.0 - 48.0
	Fresh pork chop	3	48.7	46.0 - 54.0	4	49.0	46.0 - 54.0
	Fresh pork spare ribs	3	53.3	46.0 - 68.0	4	56.0	46.0 - 68.0
	Fresh pork shoulder blade	3	52.0	46.0 - 60.0	4	49.0	46.0 - 52.0
Beef	Fresh beef	1	98.0	98.0 - 98.0	2	98.0	98.0 - 98.0
	Fresh beef brisket	1	88.0	88.0 - 88.0	2	85.0	78.0 - 92.0
Poultry	Chilled chicken	1	27.0	27.0 - 27.0	10	31.8	24.3 - 45.4
Salt-water fish	Golden thread	-	-	-	14	44.3	32.0 - 56.0
	Bigeye	-	-	-	9	68.4	32.0 - 96.0
	Horsehead	-	-	-	4	54.0	48.0 - 64.0
	Yellow croaker	-	-	-	5	51.2	48.0 - 56.0
Fresh-water fish	Grass carp belly	1	38.0	38.0 - 38.0	3	33.6	30.9 - 38.0
	Fish head (Big Head)	1	48.0	48.0 - 48.0	1	48.0	48.0 - 48.0
	Crucian Carp	3	31.3	26.8 - 37.3	-	-	-
Fresh vegetables	Cabbage, white	5	10.6	9.0 - 12.0	4	11.8	9.0 - 14.0
	Cabbage, flowering	10	12.0	10.0 - 14.0	4	12.0	10.0 - 14.0
	Tomato	11	9.8	8.0 - 12.0	6	9.2	6.0 - 12.0
	Hairy gourd	9	9.3	8.0 - 12.0	4	8.8	8.0 - 9.0
	Chinese kale	1	14.0	14.0 - 14.0	1	14.0	14.0 - 14.0
	Potato	7	8.0	7.0 - 9.0	4	8.3	7.0 - 10.0
	Chinese lettuce	9	10.7	9.0 - 12.0	4	9.3	8.0 - 10.0
	Corn(*)	8	6.0	6.0 - 6.0	3	6.0	6.0 - 6.0
	Purple eggplant	5	11.2	8.0 - 14.0	1	10.0	10.0 - 10.0
	Cucumber	1	10.0	10.0 - 10.0	2	12.0	10.0 - 14.0
Fresh fruit	Apple(*)	3	5.8	5.0 - 6.3	-	-	-
	Orange(*)	3	5.8	3.3 - 7.0	-	-	-
	Chinese pear(*)	2	3.5	3.0 - 4.0	-	-	-
Egg	Egg(*)	2	1.4	1.3 - 1.5	2	1.5	1.5 - 1.5
Canned food	Chopped pork and ham(*)	2	15.0	15.0 - 15.0	-	-	-
	Fried dace with salted black bean(*)	2	24.0	24.0 - 24.0	2	24.0	24.0 - 24.0
	Spiced pork cubes(*)	-	-	-	-	-	-

(*) Average price in HK\$/ each

Higher price

Yeung Uk Road Market

Food category	Food item	Multiple holder			Single holder		
		Freq.	Average price (HK\$/ catty unless otherwise stated)	Price range (HK\$/ catty unless otherwise stated)	Freq.	Average price (HK\$/ catty unless otherwise stated)	Price range (HK\$/ catty unless otherwise stated)
Pork	Fresh lean pork	2	53.0	52.0 - 54.0	25	49.2	44.0 - 56.0
	Fresh pork chop	2	53.0	52.0 - 54.0	24	52.6	46.0 - 58.0
	Fresh pork spare ribs	2	69.0	68.0 - 70.0	21	65.4	58.0 - 70.0
	Fresh pork shoulder blade	2	51.0	50.0 - 52.0	22	52.0	46.0 - 58.0
Beef	Fresh beef	3	98.0	98.0 - 98.0	3	94.0	86.0 - 98.0
	Fresh beef brisket	3	68.0	68.0 - 68.0	3	68.0	68.0 - 68.0
Poultry	Chilled chicken	2	20.3	18.5 - 22.2	12	31.0	18.1 - 55.0
Salt-water fish	Golden thread	-	-	-	56	43.8	16.0 - 64.0
	Bigeye	-	-	-	10	84.0	48.0 - 128.0
	Horsehead	-	-	-	11	45.1	20.3 - 56.0
	Yellow croaker	-	-	-	56	47.3	28.0 - 64.0
Fresh-water fish	Grass carp belly	-	-	-	7	34.4	30.0 - 40.0
	Fish head (Big Head)	-	-	-	7	41.6	35.0 - 48.0
	Crucian Carp	-	-	-	8	33.0	22.4 - 48.0
Fresh vegetables	Cabbage, white	-	-	-	8	9.4	8.0 - 10.0
	Cabbage, flowering	-	-	-	35	9.3	7.0 - 12.0
	Tomato	1	9.0	9.0 - 9.0	35	9.7	4.7 - 32.0
	Hairy gourd	-	-	-	26	7.3	4.8 - 10.0
	Chinese kale	-	-	-	15	9.2	6.0 - 10.0
	Potato	1	7.0	7.0 - 7.0	32	8.8	4.0 - 32.0
	Chinese lettuce	-	-	-	26	9.0	7.0 - 10.0
	Corn(*)	2	4.8	4.5 - 5.0	41	5.1	3.3 - 7.0
	Purple eggplant	-	-	-	13	8.9	6.0 - 14.0
	Cucumber	-	-	-	13	8.3	6.0 - 12.0
Fresh fruit	Apple(*)	-	-	-	25	3.9	2.0 - 7.5
	Orange(*)	-	-	-	36	3.3	1.4 - 6.7
	Chinese pear(*)	-	-	-	4	2.3	2.0 - 2.5
Egg	Egg(*)	-	-	-	-	-	-
Canned food	Chopped pork and ham(*)	1	12.0	12.0 - 12.0	5	12.2	12.0 - 13.0
	Fried dace with salted black bean(*)	1	20.0	20.0 - 20.0	3	20.0	20.0 - 20.0
	Spiced pork cubes(*)	-	-	-	-	-	-

(*) Average price in HK\$/ each

Higher price

San Hui Market

Food category	Food item	Multiple holder			Single holder		
		Freq.	Average price (HK\$/ catty unless otherwise stated)	Price range (HK\$/ catty unless otherwise stated)	Freq.	Average price (HK\$/ catty unless otherwise stated)	Price range (HK\$/ catty unless otherwise stated)
Pork	Fresh lean pork	4	48.0	46.0 - 52.0	18	51.2	48.0 - 58.0
	Fresh pork chop	4	49.5	48.0 - 52.0	18	54.8	45.0 - 76.0
	Fresh pork spare ribs	4	67.5	66.0 - 68.0	18	69.8	58.0 - 82.0
	Fresh pork shoulder blade	4	47.0	46.0 - 48.0	18	52.9	40.0 - 76.0
Beef	Fresh beef	-	-	-	3	96.0	92.0 - 98.0
	Fresh beef brisket	-	-	-	3	94.7	88.0 - 98.0
Poultry	Chilled chicken	-	-	-	16	35.2	20.5 - 55.0
Salt-water fish	Golden thread	5	31.2	20.0 - 48.0	43	48.7	20.0 - 84.3
	Bigeye	-	-	-	12	71.1	48.0 - 104.0
	Horsehead	1	64.0	64.0 - 64.0	13	44.0	22.7 - 65.0
	Yellow croaker	1	56.0	56.0 - 56.0	33	46.0	20.0 - 65.6
Fresh-water fish	Grass carp belly	1	36.0	36.0 - 36.0	9	57.8	40.0 - 76.0
	Fish head (Big Head)	1	40.0	40.0 - 40.0	6	54.7	48.0 - 72.0
	Crucian Carp	-	-	-	8	33.4	28.3 - 37.3
Fresh vegetables	Cabbage, white	7	15.9	6.0 - 24.0	24	10.9	5.0 - 16.0
	Cabbage, flowering	19	13.4	4.0 - 28.0	67	10.7	4.0 - 32.0
	Tomato	21	11.4	6.0 - 26.7	45	9.5	4.0 - 16.0
	Hairy gourd	7	12.4	8.0 - 24.0	40	9.3	5.0 - 24.0
	Chinese kale	6	15.3	4.0 - 24.0	15	11.7	4.0 - 16.0
	Potato	16	8.6	4.0 - 14.0	30	7.7	5.0 - 10.0
	Chinese lettuce	8	12.9	6.0 - 26.0	35	11.0	7.0 - 22.0
	Corn(*)	18	5.9	2.5 - 14.0	38	5.5	2.5 - 12.0
	Purple eggplant	6	17.0	4.0 - 26.0	18	9.7	4.4 - 15.0
	Cucumber	7	11.2	4.0 - 22.0	19	10.0	5.0 - 16.0
Fresh fruit	Apple(*)	6	4.7	4.0 - 5.0	11	4.7	2.0 - 6.3
	Orange(*)	6	3.7	2.5 - 5.0	11	4.1	2.5 - 6.3
	Chinese pear(*)	8	2.2	2.0 - 2.5	3	2.0	2.0 - 2.0
Egg	Egg(*)	-	-	-	15	1.5	0.8 - 1.7
Canned food	Chopped pork and ham(*)	-	-	-	-	-	-
	Fried dace with salted black bean(*)	-	-	-	-	-	-
	Spiced pork cubes(*)	-	-	-	-	-	-

(*) Average price in HK\$/ each

Higher price

Tai Kiu Market

Food category	Food item	Multiple holder			Single holder		
		Freq.	Average price (HK\$/ catty unless otherwise stated)	Price range (HK\$/ catty unless otherwise stated)	Freq.	Average price (HK\$/ catty unless otherwise stated)	Price range (HK\$/ catty unless otherwise stated)
Pork	Fresh lean pork	3	58.0	54.0 - 60.0	19	54.3	40.0 - 60.0
	Fresh pork chop	2	54.0	52.0 - 56.0	18	56.1	50.0 - 60.0
	Fresh pork spare ribs	2	62.0	62.0 - 62.0	19	64.5	58.0 - 68.0
	Fresh pork shoulder blade	2	56.0	52.0 - 60.0	17	57.3	40.0 - 68.0
Beef	Fresh beef	-	-	-	4	103.3	95.0 - 110.0
	Fresh beef brisket	-	-	-	3	97.0	95.0 - 98.0
Poultry	Chilled chicken	6	36.5	32.4 - 47.2	3	70.6	53.3 - 80.0
Salt-water fish	Golden thread	-	-	-	22	54.1	33.7 - 72.0
	Bigeye	-	-	-	3	101.3	96.0 - 112.0
	Horsehead	-	-	-	7	59.4	48.0 - 80.0
	Yellow croaker	-	-	-	19	59.1	36.0 - 128.0
Fresh-water fish	Grass carp belly	-	-	-	13	38.9	32.0 - 56.0
	Fish head (Big Head)	-	-	-	5	45.8	40.0 - 56.0
	Crucian Carp	2	30.0	28.0 - 32.0	13	33.6	24.0 - 41.7
Fresh vegetables	Cabbage, white	3	13.3	12.0 - 16.0	4	12.3	12.0 - 13.0
	Cabbage, flowering	16	11.3	10.0 - 16.0	23	11.3	10.0 - 16.0
	Tomato	11	11.5	10.0 - 16.0	24	11.0	9.0 - 16.0
	Hairy gourd	9	10.2	5.1 - 12.0	21	10.1	8.0 - 12.0
	Chinese kale	2	12.0	12.0 - 12.0	16	13.6	10.0 - 30.0
	Potato	13	9.2	6.0 - 12.0	26	10.1	8.0 - 14.0
	Chinese lettuce	9	10.7	10.0 - 16.0	15	12.7	10.0 - 32.0
	Corn(*)	8	5.8	5.0 - 7.0	18	6.2	4.5 - 8.0
	Purple eggplant	2	9.5	9.0 - 10.0	8	9.9	8.0 - 12.0
	Cucumber	3	11.0	9.0 - 14.0	3	12.0	10.0 - 14.0
Fresh fruit	Apple(*)	5	6.5	5.0 - 9.0	3	8.0	4.0 - 12.0
	Orange(*)	3	7.7	6.7 - 9.0	1	8.0	8.0 - 8.0
	Chinese pear(*)	2	5.0	5.0 - 5.0	1	3.0	3.0 - 3.0
Egg	Egg(*)	1	1.1	1.1 - 1.1	1	1.9	1.9 - 1.9
Canned food	Chopped pork and ham(*)	-	-	-	1	12.0	12.0 - 12.0
	Fried dace with salted black bean(*)	1	20.0	20.0 - 20.0	4	20.0	19.0 - 22.0
	Spiced pork cubes(*)	1	13.0	13.0 - 13.0	2	12.0	12.0 - 12.0

(*) Average price in HK\$/ each

Higher price

Luen Wo Hui Market

Food category	Food item	Multiple holder			Single holder		
		Freq.	Average price (HK\$/ catty unless otherwise stated)	Price range (HK\$/ catty unless otherwise stated)	Freq.	Average price (HK\$/ catty unless otherwise stated)	Price range (HK\$/ catty unless otherwise stated)
Pork	Fresh lean pork	4	47.5	44.0 - 52.0	27	48.8	44.0 - 60.0
	Fresh pork chop	3	54.0	50.0 - 58.0	25	53.3	48.0 - 60.0
	Fresh pork spare ribs	4	65.0	62.0 - 68.0	25	64.0	56.0 - 70.0
	Fresh pork shoulder blade	4	50.0	46.0 - 54.0	26	51.1	48.0 - 54.0
Beef	Fresh beef	-	-	-	4	93.0	90.0 - 96.0
	Fresh beef brisket	-	-	-	4	93.0	90.0 - 96.0
Poultry	Chilled chicken	4	33.5	30.0 - 37.3	12	43.9	20.5 - 65.0
Salt-water fish	Golden thread	3	42.7	32.0 - 56.0	32	50.8	32.0 - 64.0
	Bigeye	-	-	-	11	96.0	48.0 - 128.0
	Horsehead	-	-	-	14	44.0	20.3 - 64.0
	Yellow croaker	3	40.0	33.3 - 46.7	22	45.5	21.9 - 56.0
Fresh-water fish	Grass carp belly	2	32.0	32.0 - 32.0	7	35.7	32.0 - 40.0
	Fish head (Big Head)	1	40.0	40.0 - 40.0	4	36.0	28.0 - 48.0
	Crucian Carp	2	34.3	26.8 - 41.7	5	35.4	28.8 - 41.7
Fresh vegetables	Cabbage, white	6	9.8	9.0 - 10.0	8	10.6	9.0 - 12.0
	Cabbage, flowering	10	10.8	9.0 - 12.0	39	11.2	7.5 - 15.0
	Tomato	11	8.7	6.0 - 12.0	29	9.3	8.0 - 14.0
	Hairy gourd	10	8.3	7.0 - 12.0	15	8.1	7.0 - 10.0
	Chinese kale	3	10.7	10.0 - 12.0	13	10.5	9.0 - 12.0
	Potato	10	6.5	5.0 - 10.0	29	7.0	6.0 - 10.0
	Chinese lettuce	8	8.8	8.0 - 12.0	19	9.3	8.0 - 12.0
	Corn(*)	9	5.4	5.0 - 6.0	23	5.7	3.3 - 7.0
	Purple eggplant	4	8.5	8.0 - 10.0	18	8.7	7.0 - 12.0
	Cucumber	4	9.0	8.0 - 10.0	10	9.4	8.0 - 16.0
Fresh fruit	Apple(*)	12	5.1	3.0 - 7.0	39	5.3	2.5 - 10.0
	Orange(*)	19	5.3	2.9 - 8.0	36	5.8	2.9 - 9.0
	Chinese pear(*)	4	4.3	2.5 - 7.5	15	2.7	2.0 - 3.3
Egg	Egg(*)	13	1.1	0.9 - 1.6	18	1.2	0.9 - 1.6
Canned food	Chopped pork and ham(*)	2	17.0	12.0 - 22.0	4	11.5	11.0 - 12.0
	Fried dace with salted black bean(*)	2	20.5	20.0 - 21.0	4	18.6	18.0 - 20.5
	Spiced pork cubes(*)	2	17.0	12.0 - 22.0	3	12.2	12.0 - 12.5

(*) Average price in HK\$/ each

Higher price

Tai Po Hui Market

Food category	Food item	Multiple holder			Single holder		
		Freq.	Average price (HK\$/ catty unless otherwise stated)	Price range (HK\$/ catty unless otherwise stated)	Freq.	Average price (HK\$/ catty unless otherwise stated)	Price range (HK\$/ catty unless otherwise stated)
Pork	Fresh lean pork	2	52.5	50.0 - 55.0	37	55.4	40.0 - 68.0
	Fresh pork chop	2	51.0	50.0 - 52.0	33	54.9	44.0 - 74.0
	Fresh pork spare ribs	2	64.0	64.0 - 64.0	31	67.8	52.0 - 78.0
	Fresh pork shoulder blade	2	51.0	50.0 - 52.0	35	55.1	36.0 - 65.0
Beef	Fresh beef	-	-	-	3	102.3	93.0 - 108.0
	Fresh beef brisket	-	-	-	3	85.3	80.0 - 88.0
Poultry	Chilled chicken	13	32.7	25.0 - 45.9	13	35.7	27.2 - 45.9
Salt-water fish	Golden thread	3	51.4	42.1 - 56.0	49	53.5	20.0 - 80.0
	Bigeye	-	-	-	9	89.8	56.0 - 112.0
	Horsehead	1	20.3	20.3 - 20.3	40	45.0	20.3 - 65.0
	Yellow croaker	2	37.7	27.3 - 48.0	29	50.9	25.0 - 96.0
Fresh-water fish	Grass carp belly	-	-	-	10	34.4	25.0 - 38.0
	Fish head (Big Head)	-	-	-	10	47.2	40.0 - 48.0
	Crucian Carp	-	-	-	8	35.0	28.0 - 41.7
Fresh vegetables	Cabbage, white	4	19.0	14.0 - 34.0	16	14.6	12.0 - 18.0
	Cabbage, flowering	6	16.8	12.0 - 34.0	32	15.4	12.0 - 25.0
	Tomato	9	16.6	12.0 - 34.0	36	13.0	8.0 - 18.0
	Hairy gourd	5	17.4	12.0 - 32.0	31	14.4	10.0 - 40.0
	Chinese kale	4	19.0	12.0 - 34.0	10	16.6	12.0 - 24.0
	Potato	6	13.7	10.0 - 32.0	38	12.0	6.0 - 50.0
	Chinese lettuce	6	17.3	12.0 - 36.0	27	14.7	10.0 - 24.0
	Corn(*)	6	10.3	7.0 - 20.0	32	8.2	6.0 - 21.0
	Purple eggplant	5	16.8	12.0 - 32.0	24	13.3	10.0 - 22.0
	Cucumber	3	14.0	12.0 - 16.0	23	14.1	10.0 - 36.0
Fresh fruit	Apple(*)	2	5.0	5.0 - 5.0	2	6.7	6.7 - 6.7
	Orange(*)	4	6.7	6.0 - 7.3	-	-	-
	Chinese pear(*)	2	2.5	2.5 - 2.5	-	-	-
Egg	Egg(*)	2	1.3	1.2 - 1.3	18	1.5	1.2 - 2.0
Canned food	Chopped pork and ham(*)	3	12.3	12.0 - 13.0	4	12.5	12.0 - 13.0
	Fried dace with salted black bean(*)	4	20.8	20.0 - 22.0	1	20.0	20.0 - 20.0
	Spiced pork cubes(*)	2	14.0	13.0 - 15.0	3	11.0	11.0 - 11.0

(*) Average price in HK\$/ each

Higher price

Sha Tin Market

Food category	Food item	Multiple holder			Single holder		
		Freq.	Average price (HK\$/ catty unless otherwise stated)	Price range (HK\$/ catty unless otherwise stated)	Freq.	Average price (HK\$/ catty unless otherwise stated)	Price range (HK\$/ catty unless otherwise stated)
Pork	Fresh lean pork	-	-	-	12	53.8	42.0 - 69.0
	Fresh pork chop	-	-	-	11	57.5	50.0 - 79.0
	Fresh pork spare ribs	-	-	-	11	65.5	56.0 - 96.0
	Fresh pork shoulder blade	-	-	-	11	56.5	48.0 - 79.0
Beef	Fresh beef	-	-	-	4	105.0	100.0 - 116.0
	Fresh beef brisket	-	-	-	4	95.5	90.0 - 98.0
Poultry	Chilled chicken	7	74.1	38.0 - 135.0	-	-	-
Salt-water fish	Golden thread	-	-	-	11	59.8	39.3 - 64.0
	Bigeye	-	-	-	4	88.0	72.0 - 112.0
	Horsehead	-	-	-	9	51.8	27.1 - 64.0
	Yellow croaker	-	-	-	12	76.1	38.2 - 208.0
Fresh-water fish	Grass carp belly	-	-	-	10	33.0	28.0 - 40.0
	Fish head (Big Head)	-	-	-	6	40.0	40.0 - 40.0
	Crucian Carp	-	-	-	2	42.5	40.0 - 45.0
Fresh vegetables	Cabbage, white	1	14.0	14.0 - 14.0	3	12.0	12.0 - 12.0
	Cabbage, flowering	9	14.8	12.0 - 20.0	16	15.8	10.0 - 30.0
	Tomato	17	11.0	5.9 - 16.0	9	16.2	9.0 - 36.0
	Hairy gourd	9	9.9	7.1 - 16.0	15	12.3	8.0 - 18.0
	Chinese kale	3	12.7	12.0 - 14.0	7	13.4	12.0 - 18.0
	Potato	13	9.8	7.0 - 14.0	9	12.1	8.0 - 18.0
	Chinese lettuce	13	13.3	10.0 - 18.0	13	16.8	10.0 - 36.0
	Corn(*)	7	6.0	3.3 - 8.0	17	8.1	5.0 - 14.0
	Purple eggplant	8	9.4	6.8 - 11.0	8	21.1	9.0 - 48.0
Fresh fruit	Cucumber	6	10.0	7.0 - 12.0	5	16.0	8.0 - 28.0
	Apple(*)	13	7.6	3.3 - 11.7	1	6.7	6.7 - 6.7
	Orange(*)	8	8.2	5.0 - 11.7	2	7.5	7.0 - 8.0
Egg	Chinese pear(*)	2	3.7	3.3 - 4.0	2	5.0	5.0 - 5.0
	Egg(*)	4	1.6	1.3 - 2.0	9	1.3	0.7 - 1.9
Canned food	Chopped pork and ham(*)	-	-	-	2	12.0	12.0 - 12.0
	Fried dace with salted black bean(*)	-	-	-	2	21.0	20.0 - 22.0
	Spiced pork cubes(*)	-	-	-	-	-	-

(*) Average price in HK\$/ each

Higher price

Tai Wai Market

Food category	Food item	Multiple holder			Single holder		
		Freq.	Average price (HK\$/ catty unless otherwise stated)	Price range (HK\$/ catty unless otherwise stated)	Freq.	Average price (HK\$/ catty unless otherwise stated)	Price range (HK\$/ catty unless otherwise stated)
Pork	Fresh lean pork	4	53.3	52.0 - 55.0	14	53.4	48.0 - 58.0
	Fresh pork chop	4	58.5	54.0 - 64.0	14	58.1	49.0 - 62.0
	Fresh pork spare ribs	4	58.0	32.0 - 76.0	14	58.1	32.0 - 72.0
	Fresh pork shoulder blade	3	52.0	48.0 - 54.0	14	54.4	49.0 - 60.0
Beef	Fresh beef	3	111.7	110.0 - 115.0	3	107.3	106.0 - 110.0
	Fresh beef brisket	2	92.0	90.0 - 94.0	2	88.0	88.0 - 88.0
Poultry	Chilled chicken	-	-	-	2	32.4	27.0 - 37.8
Salt-water fish	Golden thread	-	-	-	6	53.3	18.0 - 72.0
	Bigeye	-	-	-	1	40.0	40.0 - 40.0
	Horsehead	-	-	-	4	40.9	24.7 - 56.0
	Yellow croaker	-	-	-	6	44.4	32.8 - 48.0
Fresh-water fish	Grass carp belly	1	40.0	40.0 - 40.0	10	37.4	30.0 - 47.3
	Fish head (Big Head)	1	48.0	48.0 - 48.0	2	45.0	40.0 - 50.0
	Crucian Carp	-	-	-	12	28.2	22.4 - 37.3
Fresh vegetables	Cabbage, white	8	13.9	12.0 - 16.0	8	12.4	10.0 - 14.0
	Cabbage, flowering	13	14.1	10.0 - 16.0	16	14.2	9.0 - 20.0
	Tomato	13	11.6	5.9 - 16.0	17	11.2	8.0 - 16.0
	Hairy gourd	11	11.6	9.0 - 14.0	12	10.3	6.0 - 14.0
	Chinese kale	6	13.7	10.0 - 16.0	8	13.4	10.0 - 18.0
	Potato	13	8.5	5.0 - 10.0	14	8.5	6.0 - 10.0
	Chinese lettuce	10	10.6	8.0 - 16.0	4	11.3	9.0 - 12.0
	Corn(*)	7	6.0	2.5 - 8.0	12	6.0	2.5 - 8.0
	Purple eggplant	9	12.7	8.0 - 20.0	10	11.7	10.0 - 16.0
Fresh fruit	Cucumber	8	12.0	10.0 - 16.0	6	11.2	10.0 - 12.0
	Apple(*)	2	4.5	4.0 - 5.0	7	4.4	3.0 - 5.0
	Orange(*)	2	6.4	5.5 - 7.3	6	4.1	3.3 - 5.0
Egg	Chinese pear(*)	1	2.5	2.5 - 2.5	1	2.5	2.5 - 2.5
	Egg(*)	4	1.5	1.3 - 1.6	4	1.2	1.2 - 1.3
Canned food	Chopped pork and ham(*)	1	12.0	12.0 - 12.0	3	15.0	13.0 - 19.0
	Fried dace with salted black bean(*)	1	19.0	19.0 - 19.0	2	21.8	21.5 - 22.0
	Spiced pork cubes(*)	-	-	-	-	-	-

(*) Average price in HK\$/ each

Higher price