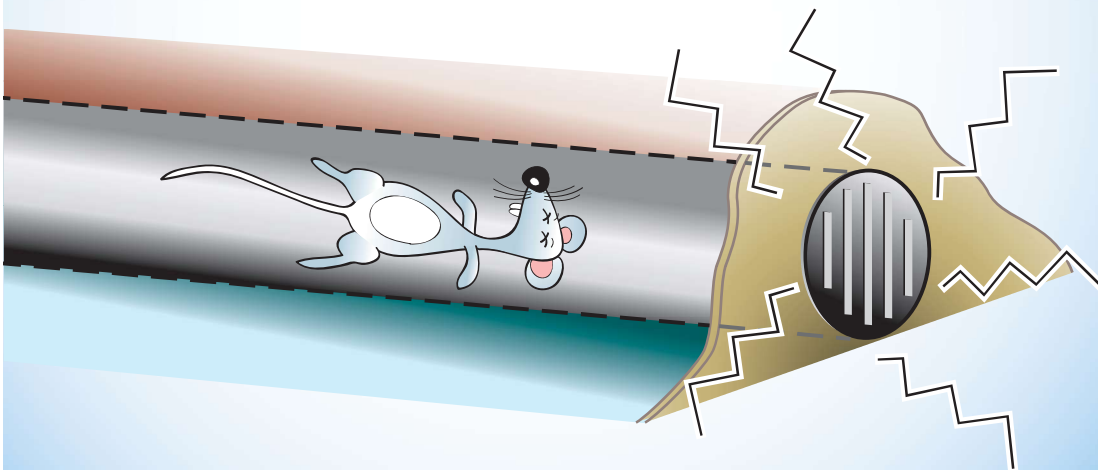


Handling of decomposition odours from dead rodents


Rodents may die in inaccessible places.

Decomposition odours may come out from the carcass a few days after the death of the rodent and last for 2 to 5 days. Apart from spraying the carcass with general household disinfectant or diluted bleaching solution*, the repugnant odour can be masked by spraying deodorants, such as powdered activated charcoal or chloride of lime. If this is impossible, deodorants such as pine oil or wintergreen oil could be sprayed near the source of the odour. A pest control company can be employed to handle dead rodents if necessary.



Please visit the FEHD's website at **www.fehd.gov.hk** for details, or contact **1823** or **2868 0000** or FEHD District Environmental Hygiene Offices (during office hours) for enquiry.

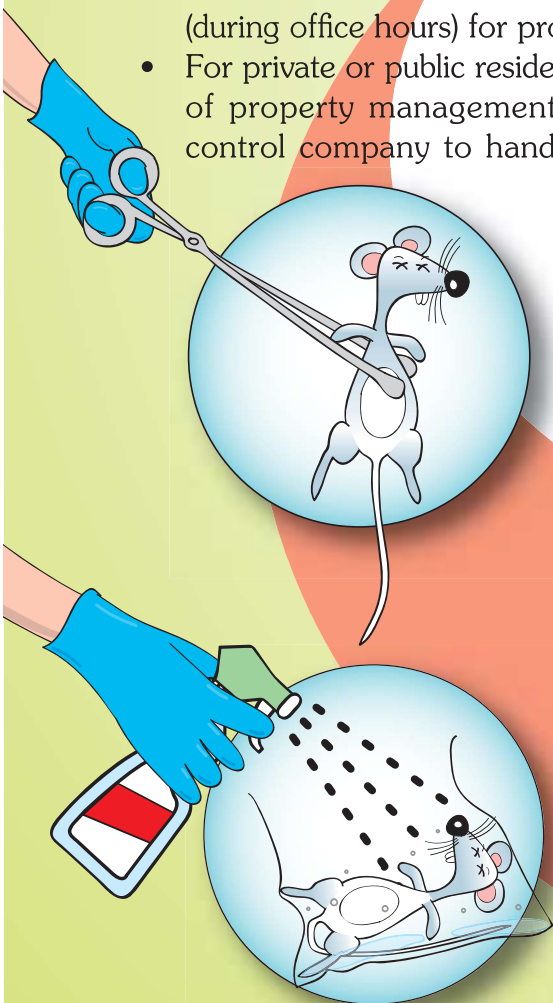
How to handle trapped live rodents/ dispose of dead rodents



During rodent control operations, trapped live rodents and dead rodents should be handled and disposed of properly.

Trapped live rodents

- To assist the public in handling live rodents caught in their residential premises, Food and Environmental Hygiene Department (FEHD) provides round-the-clock live rodent collection service. Please contact 1823 or 2868 0000 or the FEHD District Environmental Hygiene Office concerned (during office hours) for provision of the service.
- For private or public residential buildings with the appointment of property management company, please employ a pest control company to handle live rodents caught in common parts of the building.
- For other situations, please contact 1823 or 2868 0000 or the FEHD District Environmental Hygiene Office concerned (during office hours) for advice on handling.



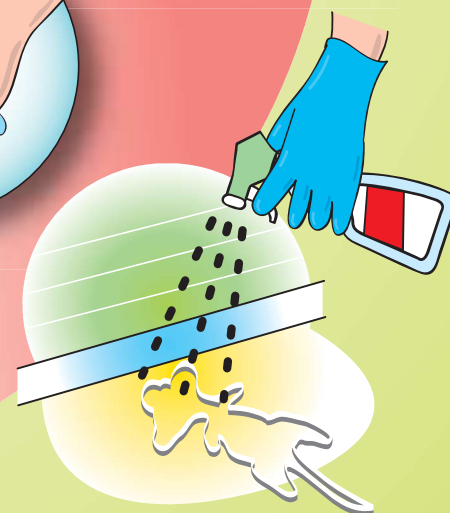
Dead rodents

To dispose of a dead rodent, follow these simple steps:

1. use tools such as tongs to put the dead rodent into a tough plastic bag, e.g. refuse bag;
2. wet the dead rodent thoroughly with general household disinfectant or diluted bleaching solution*, then seal the plastic bag;

3. put the sealed plastic bag containing the carcass into another plastic bag. Seal the outer plastic bag. Dispose of it in a dustbin with cover or at a nearby refuse collection point.

To ensure personal and environmental hygiene, wear plastic gloves (and surgical mask, if necessary) before handling dead rodents. Before taking off the gloves, wash them with water and then cleanse them with general household disinfectant or diluted bleaching solution*. After taking them off, wash hands thoroughly with soap and water. The location where the dead rodent is found should be cleansed with general household disinfectant or diluted bleaching solution*.



*The recommended concentration is 1 part of bleach (containing 5.25% sodium hypochlorite) with 9 parts of water

