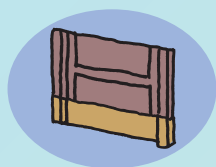



### c. Exclude rodents from buildings

- Use metal plates or cement to seal all openings left in the external walls, floors and roofs after the installation of pipes, wires and split-type air conditioners.



- Lower the threshold clearance of doors to not more than 6 mm and affix metal kicking plates of at least 30 cm high to the lower edges of doors and door frames.

- Install wire meshes with apertures not larger than 6 mm to screen the vents, exhaust fans and ventilation louvers.




- Repair all defective pavements with cement.

Appoint a pest control company to handle rodent problems.

# Prevent Disease Eliminate Rodent Nuisance

## Rural Villages





## Rodent problems in villages

In rural villages, food remnants and refuse provide food sources for rodents, while disused articles and temporary structures are ideal hiding places for them. Besides, improperly maintained drains and sewers also provide favourable harbourages and easily accessible passages for rodents.

## Signs of rodent infestation

Apart from finding rodents around the premises, other signs of rodent infestation include dead rodents, droppings, burrows, runways, gnawing marks, footprints and smears.

## Hazards caused by rodents

### 1. Transmission of infectious diseases

Rodents transmit directly or indirectly to humans a number of diseases such as plague, hantaviral infection, leptospirosis, scrub typhus, urban typhus and spotted fever.

### 2. Damage of property

Rodents can cause physical damage to properties by gnawing building fittings. They may bite electric wires or cables, posing fire hazards due to short-circuiting. They may also cause damage to telephone wires and computer cables. Their excreta can spoil food and goods.



### 3. Biting people

Rodents normally avoid contact with humans, but may bite people of low mobility, people who are asleep or those who attempt to attack them.



## Rodent prevention measures

### a. Remove food sources for rodents

- Keep premises clean and tidy.
- Dispose of food remnants and refuse properly in covered rubbish bins, which have to be cleared daily.
- Remove leftover pet food.



### b. Eliminate rodent harbourage

- Avoid accumulation of disused articles both inside and outside buildings.
- Maintain the drains and sewer systems in good condition, and replace any broken drains and manhole covers.
- Seal any hole in the roofs, walls and floors.
- Trim vegetation around buildings regularly.

